

**BUKTI KORESPONDENSI ARTIKEL PADA JURNAL
INTERNASIONAL BEREPUTASI DAN BERFAKTOR DAMPAK**



PENGUSUL

Dr. Djuniadi, MT/ NIDN: 0028066309

UNIVERSITAS NEGERI SEMARANG

Yth. Penilai pada usulan PAK

Bersama dengan surat ini, saya sertakan bukti bukti korespondensi proses publikasi artikel pada Jurnal Internasional dengan judul “Deep Neural Network with Hyperparameter Tuning on Early Detection for Symptom Recognition in Suspected Covid-19”, yang dimuat pada TEM Journal, edisi Vol. 12 No. 2, 29 Mei 2023, ISSN: 2217-8309, hal: 1000-1007.


Kronologi bukti korespondensi terdiri dari beberapa poin dan disusun dalam tabel di bawah ini:

No	Tanggal	Aktivitas
1	22-02-2023	Submit pertama ke TEM Journal
2	02-03-2023	Menerima balasan dari Editor bahwa artikel telah diterima dan diminta memberi pernyataan sanggup untuk membayar biaya proses publikasi
3	02-03-2023	Mengirim surat balasan dan menyatakan sanggup membayar biaya proses publikasi
4	04-04-2023	Menerima surat dari editor yang menyatakan bahwa originalitas artikel bagus dan artikel dilanjutkan pada tahap review
5	05-04-2023	Membalas surat dari editor dan siap menunggu hasil review
6	08-05-2023	Menerima surat dari editor yang menyatakan untuk melakukan revisi tahap pertama dan diberi waktu 7 hari
7	08-05-2023	Membalas surat dari editor dan siap melakukan revisi
8	14-05-2023	Mengirim hasil revisi tahap pertama ke editor
9	15-05-2023	Menerima surat dari editor untuk melakukan revisi tahap kedua
10	16-05-2023	Mengirim hasil revisi tahap kedua ke editor
11	17-05-2023	Menerima surat dari editor yang menyatakan artikel dalam status “ accepted ” akan terbit pada akhir mei 2023 edisi Vol 12 No 2 dan diminta membayar biaya proses publikasi serta diberi waktu 7 hari
12	22-05-2023	Mengirimkan bukti bayar dan copyright agreement ke editor
13	23-05-2023	Menerima surat dari editor (disertai invoice) yang menyatakan telah menerima bukti bayar dan copyright agreement serta paper akan diterbitkan akhir mei 2023
14	24-05-2023	Mengirim surat ke editor bahwa invoice telah diterima
15	30-05-2023	Menerima surat dari editor yang menyatakan bahwa artikel telah terbit pada edisi Vol 12 No 2

Demikian kronologi proses publikasi artikel di TEM Journal, agar dapat menjadi bahan periksa. Terimakasih

Semarang, 30 Mei 2023

Hormat kami,



Djuniadi

**KRONOLOGI KORESPONDENSI PUBLIKASI ARTIKEL PADA
JURNAL INTERNASIONAL BEREPUTASI DAN BERFAKTOR DAMPAK**

Judul : Deep Neural Network with Hyperparameter Tuning on Early Detection
for Symptom Recognition in Suspected Covid-19

Jurnal : TEM Journal

Volume : 12

Nomor : 2

Tanggal publikasi : 29 Mei 2023

ISSN (p) : 2217-8309

ISSN (e) : 2217-8333

Hal : 1000-1007

Penerbit : UIKTEN - Association for Information Communication Technology
Education and Science

SJR jurnal : 0.245 (2021)

Quartile : Q3 (Scopus)

SNIP : 0.675

Cite Score : 1.6

Penulis : Djuniadi, Nur Iksan, Alfa Faridh Suni, Ahmad Fashiha Hastawan

BUKTI INDEXING JURNAL



SJR

Scimago Journal & Country Rank

Enter Journal Title, ISSN or Publisher Name

[Home](#)[Journal Rankings](#)[Country Rankings](#)[Viz Tools](#)[Help](#)[About Us](#)

<

Ads by Google

Stop seeing this ad

Why this ad? ⓘ

TEM Journal

COUNTRY

Serbia

Universities and
research institutions in
SerbiaMedia Ranking in
Serbia

SUBJECT AREA AND CATEGORY

Business, Management
and Accounting

- Management of
Technology and
Innovation
- Strategy and
Management

Computer Science

- Computer Science
(miscellaneous)
- Information Systems

Decision Sciences

- Information Systems
and Management

Social Sciences

- Education

PUBLISHER

UIKTEN - Association for
Information
Communication
Technology Education and
Science

H-INDEX

17

PUBLICATION TYPE

Journals

ISSN

22178309, 22178333

COVERAGE

2017-2022

INFORMATION

[Homepage](#)[How to publish in this
journal](#)temjournal@gmail.com

SCOPE

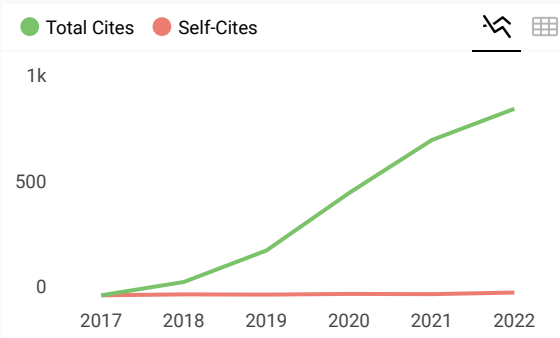
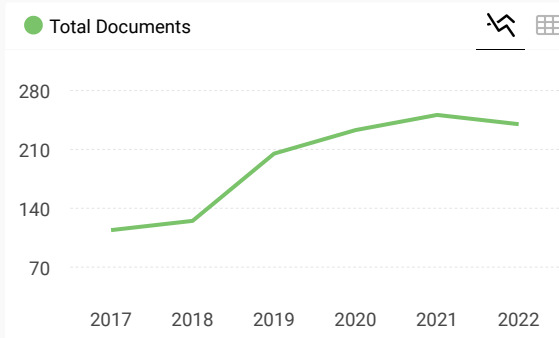
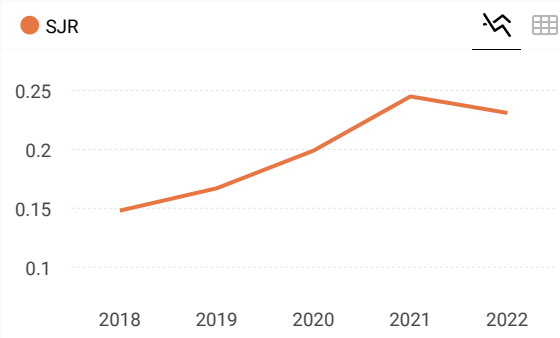
TEM JOURNAL - Technology, Education, Management, Informatics Is a an Open Access, Double-blind peer reviewed journal that publishes articles of interdisciplinary sciences: • Technology, • Computer and informatics sciences, • Education, • Management

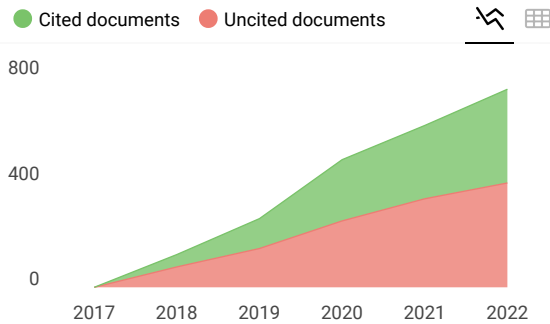
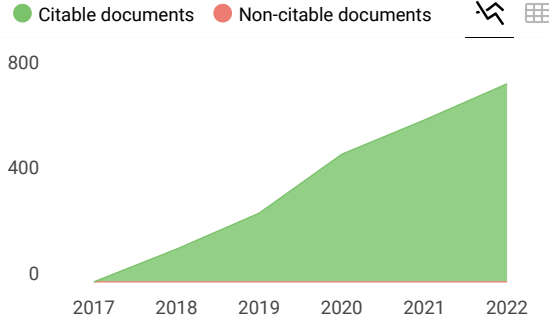
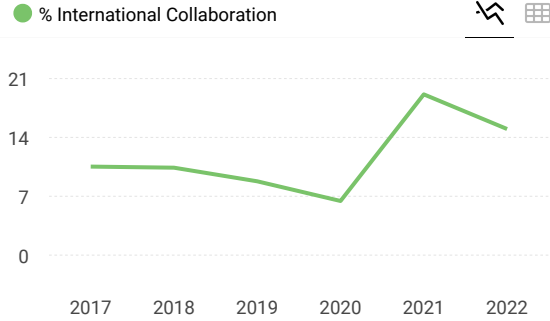
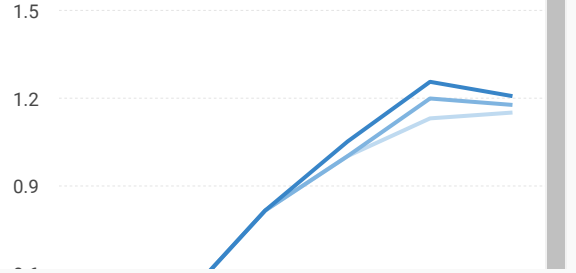
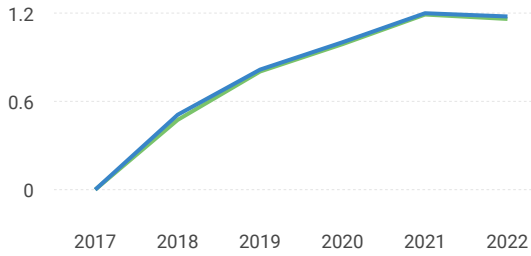
Join the conversation about this journal

Quartiles

FIND SIMILAR JOURNALS ?

1 Journal of Theoretical and Applied Information PAK 40% similarity	2 International Journal of Advanced Computer Science GBR 39% similarity	3 International Journal of Information and Education SGP 39% similarity	4 International Interactive M AUT 3 s
---	---	---	---





TEM Journal

Q3

Computer Science (miscellaneous)

best quartile

SJR 2022
0.23

powered by scimagojr.com


← Show this widget in your own website

Just copy the code below and paste within your html code:

```
<a href="https://www.scimagojr.com" style="border: 1px solid #ccc; padding: 2px 5px; display: inline-block;">https://www.scimagojr.com
```

SCImago Graphica

Explore, visually communicate and make sense of data with our [new data visualization tool](#).



Metrics based on Scopus® data as of April 2023



Shaik 1 year ago

Does this journal accepts Traffic and Transport modeling research works?

← reply



Melanie Ortiz 1 year ago

SCImago Team



Source details

TEM Journal

Open Access ⓘ

Scopus coverage years: from 2017 to Present

Publisher: UIKTEN - Association for Information Communication Technology Education and Science

ISSN: 2217-8309 E-ISSN: 2217-8333

Subject area:

- Social Sciences: Education
- Computer Science: Computer Science (miscellaneous)
- Business, Management and Accounting: Management of Technology and Innovation
- Computer Science: Information Systems

[View all](#) ▾

CiteScore 2021

1.6 ⓘ

SJR 2021

0.245 ⓘ

SNIP 2021

0.675 ⓘ

Source type: Journal

[View all documents](#) >

[Set document alert](#)

[Save to source list](#) [Source Homepage](#)

[CiteScore](#) [CiteScore rank & trend](#) [Scopus content coverage](#)

i Improved CiteScore methodology

CiteScore 2021 counts the citations received in 2018-2021 to articles, reviews, conference papers, book chapters and data papers published in 2018-2021, and divides this by the number of publications published in 2018-2021. [Learn more](#) >

CiteScore 2021 ▾

$$1.6 = \frac{1,303 \text{ Citations 2018 - 2021}}{808 \text{ Documents 2018 - 2021}}$$

Calculated on 05 May, 2022

CiteScoreTracker 2022 ⓘ

$$1.9 = \frac{1,795 \text{ Citations to date}}{929 \text{ Documents to date}}$$

Last updated on 05 April, 2023 • Updated monthly

CiteScore rank 2021 ⓘ

Category	Rank	Percentile
Social Sciences		
Education	#705/1406	49th
Computer Science		
Computer Science (miscellaneous)	#57/90	37th
Business,		

[View CiteScore methodology](#) > [CiteScore FAQ](#) > [Add CiteScore to your site](#) 🌐

About Scopus

[What is Scopus](#)

[Content coverage](#)

[Scopus blog](#)

[Scopus API](#)

[Privacy matters](#)

Language

[日本語版を表示する](#)

[查看简体中文版本](#)

[查看繁體中文版本](#)

[Просмотр версии на русском языке](#)

Customer Service

[Help](#)

[Tutorials](#)

[Contact us](#)

ELSEVIER

[Terms and conditions](#) ↗ [Privacy policy](#) ↗

Copyright © Elsevier B.V. ↗. All rights reserved. Scopus® is a registered trademark of Elsevier B.V.

We use cookies to help provide and enhance our service and tailor content. By continuing, you agree to the use of cookies ↗.



TEM

JOURNAL

TECHNOLOGY EDUCATION MANAGEMENT INFORMATICS

 ISSN: 2217-8309
 e-ISSN: 2217-8333



Journal of the Association for Information Communication Technologies, Education and Science

- Home
- Guide for authors
- Submit Article
- Editorial Board
- Archives
- Contact

[Publication Ethics and
Publication Malpractice Statement](#)


[Open Access, copyright and APC](#)

[Peer Review Policy](#)

[Digital preservation policy](#)

[Terms, Conditions, Privacy Policy](#)

Current issue :



Vol. 12, No. 2, May 2023.











Central and Eastern European Online Library



TEM JOURNAL - Technology, Education, Management, Informatics
Is an Open Access, Double-blind peer reviewed journal that publishes articles of interdisciplinary sciences:

- Technology,
- Computer and informatics sciences,
- Education,
- Management.

TEM Journal is covered or selected for coverage in the following:

Web of Science | Clarivate Analytics - Master Journal List (Emerging Sources Citation Index) - [link](#)
 SCOPUS - [link](#)
 Directory of Open Access Journals (DOAJ) - [link](#)
 CEEOL - Central and Eastern European Online Library - [link](#)
 EBSCO bibliographic databases - [link](#)
 ERIH PLUS - [link](#)
 Google Scholar - [link](#)
 Norwegian Register for Scientific Journals, Series and Publishers - [link](#)
 TIB - German National Library of Science and Technology - [link](#)
 etc.

Published by: UIKTEN - Association for Information Communication Technology Education and Science, Serbia. - [link](#)

Frequency: 4/year
Peer Reviewed: Yes

TEM JOURNAL is published both in Print and Electronic format.

ISSN: 2217-8309 (Print).
eISSN: 2217-8333 (Online).

email: office@temjournal.com

Portico's unique, trusted process ensures that the content of the TEM Journal will remain accessible and usable for researchers, scholars, and students in the future.

We are pleased to announce our partnership with renowned publisher:



All published papers will be distributed through powerful ProQuest services.

All published papers are included in Web of Science



All published papers in the TEM Journal are included in SCOPUS



ELSEVIER

UIKTEN has partnered with PORTICO to preserve the journal's content.



TEM Journal, Vol. 12, No. 2, May 2023:

Title: *The Calculation of the Stochastic Resonator Output Driven by Signal plus Noise*

Authors: Oksana Kharchenko, Zlatinka Kovacheva, Volodymyr Chumakov

DOI: 10.18421/TEM122-01

[abstract](#) | [full text](#) | [how to cite](#)

Title: *Navigating the Ethical Challenges of Artificial Intelligence in Higher Education: An Analysis of Seven Global AI Ethics Policies*

Authors: Zouhaier Slimi, Beatriz Villarejo Carballido

DOI: 10.18421/TEM122-02

[abstract](#) | [full text](#) | [how to cite](#)

Title: *COVID-19 Vaccine Tracking Geospatial Application using GIS and GPS*

Authors: Supattra Puttinaovarat, Jinda Kongcharoen, Siwipa Pruitikane, Aekarat Saeliw, Kanit Khaimook



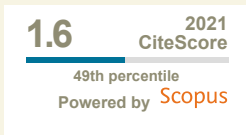
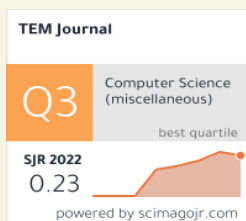
We are using professional tools from preventing plagiarism.



TEM Journal fully adhere to COPE's [Core Practices](#) and to its [Best Practice Guidelines](#) :



UIKTEN is an [adopting organisation](#) of the [C4DISC Joint Statement of Principles](#). Adopting the Joint Statement of Principles demonstrates our support for improving diversity and inclusion in our industry.



DOI: 10.18421/TEM122-03

[abstract](#) | [full text](#) | [how to cite](#)

Title: *Illuminating the Kano Model with a Case Study*

Authors: Matthew Barsalou

DOI: 10.18421/TEM122-04

[abstract](#) | [full text](#) | [how to cite](#)

Title: *Measuring Cyber Security Awareness: A Comparison between Computer Science and Media Science Students*

Authors: Ladislav Huraj, Tomáš Lengyelfalusy, Anna Hurajová, Daniel Lajčín

DOI: 10.18421/TEM122-05

[abstract](#) | [full text](#) | [how to cite](#)

Title: *Culturally Relevant Supplemental e-Learning Materials in Teaching Purposive Communication*

Authors: Bon Eric A. Besonia, Shiela Mae H. Espora, Marieth Flor M. Bernardez, Mark Ronar G. Galagala

DOI: 10.18421/TEM122-06

[abstract](#) | [full text](#) | [how to cite](#)

Title: *Monitoring of the Fe2O3 Particle Size Distribution by Intensity in the Context of Digital Company*

Authors: Matus Marticek, Lucia Knapcikova, Rebeka Tauberova

DOI: 10.18421/TEM122-07

[abstract](#) | [full text](#) | [how to cite](#)

Title: *Mobile Applications in Childhood Immunization: A Systematic Review*

Authors: Cristian Tinoco Mejia, Jorge Isaac Necochea-Chamorro

DOI: 10.18421/TEM122-08

[abstract](#) | [full text](#) | [how to cite](#)

Title: *The Proposal of Data Sharing Platform Principles for Academic Spin-off Companies*

Authors: Jan Boubin

DOI: 10.18421/TEM122-09

[abstract](#) | [full text](#) | [how to cite](#)

Title: *Ecuadorian Tourism Industry Competitiveness Analysis*

Authors: Nory Viña-Palomino

DOI: 10.18421/TEM122-10

[abstract](#) | [full text](#) | [how to cite](#)

Title: *Extracting Patterns of Proximity in Regional Development Inequality Using Hierarchical Agglomerative Clustering*

Authors: Tb Ai Munandar, Dwipa Handayani

DOI: 10.18421/TEM122-11

[abstract](#) | [full text](#) | [how to cite](#)

Title: *New Organizational Environment Types Based on Garvin and Quinn - the Case of Slovakian Small and Medium Enterprises*

Authors: Ladislav Mura, Tibor Zsigmond, Ferenc Bakó, Kupi Marcell

DOI: 10.18421/TEM122-12

[abstract](#) | [full text](#) | [how to cite](#)

Title: *Independent Evaluation of Learning Outcomes as a Tool of the Internal Quality Assurance System*

Authors: Tetiana Sharova, Alina Zemlianska, Sergii Sharov, Tetiana Prosiankina-Zharova, Lidiia Kavun

DOI: 10.18421/TEM122-13

[abstract](#) | [full text](#) | [how to cite](#)

Title: *Design and Evaluation of Virtual Compression Testing Machine Based on Multilayer Perceptron for Vocational-Education Virtual Laboratory*

Authors: Stefanus Santosa, Suharto Suharto, Yonathan Purbo Santosa, De Rosal Ignatius Moses Setiadi, Farikh Alzami

DOI: 10.18421/TEM122-14

[abstract](#) | [full text](#) | [how to cite](#)

Title: *The Intellectual Assumptions and Critical Thinking in Preparing a Child for School Education*

Authors: Radka Teleková, Rebeka Štefánia Lukáčiková,

DOI: 10.18421/TEM122-15

[abstract](#) | [full text](#) | [how to cite](#)

Title: *Medical Image Registration at Pap Smear for Early Identification of Cervical Cancer*

Authors: Nita Merlina, Edi Noersasongko, Pulung Nurtantio Andono, M Arief Soeleman, Dwiza Riana, Jufriadif Na`am

DOI: 10.18421/TEM122-16

[abstract](#) | [full text](#) | [how to cite](#)

Title: *Digital Technology Evolution of the Industrial Revolution From 4G to 5G in the Context of the Challenges of Digital Globalization*

Authors: Valentyna Voronkova, Vitalina Nikitenko, Roman Oleksenko, Regina Andriukaitiene, Julia Kharchenko, Eduard Kliuienko

DOI: 10.18421/TEM122-17

[abstract](#) | [full text](#) | [how to cite](#)

Title: *Automated Identification and Reconstruction of 3D Images on the Mastoid Air Cell System*

Authors: Syafri Arlis, Sarjon Defit, Sumijan Sumijan

DOI: 10.18421/TEM122-18

[abstract](#) | [full text](#) | [how to cite](#)

Title: *Logistic Regression and Predictive Analysis in Public Services of AI Strategies*

Authors: Prabhat Mittal, Suruchi Gautam

DOI: 10.18421/TEM122-19

[abstract](#) | [full text](#) | [how to cite](#)

Title: *Blockchain Technology Aimed at Solving Internet of Things Challenges: A Systematic Literature Review*

Authors: Alfredo Daza Vargaray, Handerson Joel Farfan Rosales, Rafael López Cordova

DOI: 10.18421/TEM122-20

[| abstract](#) [| full text](#) [| how to cite](#) |

Title: *Analysis of the Adhesion of the Surface Layer Formed due to Cataphoresis Coating*

Authors: Patrik Fejko, Róbert Balint Bali, Jozef Dobránsky

DOI: 10.18421/TEM122-21

[| abstract](#) [| full text](#) [| how to cite](#) |

Title: *Implementation of Face Recognition for Patient Identification Using the Transfer Learning Method*

Authors: Stephanie Pamela Adithama, Martinus Maslim, Rio Gunawan

DOI: 10.18421/TEM122-22

[| abstract](#) [| full text](#) [| how to cite](#) |

Title: *CRM System as a Necessary Tool for Managing Commercial and Production Processes*

Authors: Tihomir Stefanov, Silviya Varbanova, Milena Stefanova, Ivan Ivanov

DOI: 10.18421/TEM122-23

[| abstract](#) [| full text](#) [| how to cite](#) |

Title: *Use of Artificial Intelligence in Public Services: A Bibliometric Analysis and Visualization*

Authors: Herman Lawelai, Iswanto Iswanto, Nia Maharani Raharja

DOI: 10.18421/TEM122-24

[| abstract](#) [| full text](#) [| how to cite](#) |

Title: *Expression Techniques for Human Body Motion Using a Game Engine*

Authors: SangHun Nam

DOI: 10.18421/TEM122-25

[| abstract](#) [| full text](#) [| how to cite](#) |

Title: *Model of Watershed Segmentation in Deep Learning Method to Improve Identification of Cervical Cancer at Overlay Cells*

Authors: Dwiza Riana, Muh Jamil, Sri Hadiani, Jufriadif Na'am, Hadi Sutanto, Ronald Sukwadi

DOI: 10.18421/TEM122-26

[| abstract](#) [| full text](#) [| how to cite](#) |

Title: *Consumer Behavior and Factors that Influence Consumption and Customer Satisfaction*

Authors: Viviana Alexandra Sacoto Castillo, Juan Antonio Jimber Del Río

DOI: 10.18421/TEM122-27

[| abstract](#) [| full text](#) [| how to cite](#) |

Title: *Student Achievement in Relation to Time Spent Studying and Playing Video Games: A Gender Perspective*

Authors: Slobodan Adžić, Tijana Savić Tot, Verica Savić, Marija Runić-Ristić, Vilmoš Tot

DOI: 10.18421/TEM122-28

[| abstract](#) [| full text](#) [| how to cite](#) |

Title: *Design of Realtime Electricity Consumption Monitoring System Using Campus Web*

Authors: Fajril Akbar, Vera Pujani, Refdinal Nazir

DOI: 10.18421/TEM122-29

[abstract](#) | [full text](#) | [how to cite](#) |

Title: *Statistical Analysis of the Choice for Natural Birth as an Achievable Outcome through Midwife Pre-natal Counseling - a Pilot Study*

Authors: Veselka Mihaylova, Daniela Draganova

DOI: 10.18421/TEM122-30

[abstract](#) | [full text](#) | [how to cite](#) |

Title: *A Regression Model and a Combination of Academic and Non-Academic Features to Predict Student Academic Performance*

Authors: Muhammad Arifin, Widowati Widowati, Farikhin Farikhin, Gudnanto Gudnanto

DOI: 10.18421/TEM122-31

[abstract](#) | [full text](#) | [how to cite](#) |

Title: *Latent Dirichlet Allocation-Based Topic Mining Analysis of Educational Scientific Research Projects Based on 2360 NSF Education Projects*

Authors: Jining Han, Geping Liu, Yuying Yang

DOI: 10.18421/TEM122-32

[abstract](#) | [full text](#) | [how to cite](#) |

Title: *The Perspective's Analysis of Formative Assessment with University Students*

Authors: Rusbita Reynaga-Chávez, Yersi-Luis Huamán-Romani, José-Manuel Burga-Falla, Iris-Liliana Vásquez-Alburqueque, Manuel Enrique Chenet Zuta, Linda-Katherine Carrillo-De la Cruz

DOI: 10.18421/TEM122-33

[abstract](#) | [full text](#) | [how to cite](#) |

Title: *Small but Diverse SEM Image Dataset: Impact of Image Augmentation on the Performance of AlexNet*

Authors: Khairul Khaizi Mohd Shariff, Noor Ezan Abdullah, Ali Abd Al-Misreb, Aisyah Hartini Jahidin, Megat Syahirul Amin Megat Ali, Ahmad Ihsan Mohd Yassin

DOI: 10.18421/TEM122-34

[abstract](#) | [full text](#) | [how to cite](#) |

Title: *Broiler Business is the Best Diversification for Furniture Business*

Authors: Hamdi Sari Maryoni, Siwi Gayatri, Titik Ekowati, Dwi Sunarti

DOI: 10.18421/TEM122-35

[abstract](#) | [full text](#) | [how to cite](#) |

Title: *Virtual Reality Technology in Teaching Computer Hardware: A Prototype and Assessment from User Perspectives*

Authors: Heba Fasihuddin

DOI: 10.18421/TEM122-36

[abstract](#) | [full text](#) | [how to cite](#) |

Title: *Evaluation of Different Types of Communication Used in Aircraft Maintenance*

Authors: Ingrid Sekelová, Peter Korba, Samer Al-Rabeei

DOI: 10.18421/TEM122-37

[abstract](#) | [full text](#) | [how to cite](#) |

Title: *Trend and Visualization of Artificial Intelligence Research in the Last 10 Years*

Authors: Binar Kurnia Prahani, Elly Matul Imah, Irena Yolanita Maureen, Lusiana Rakhmawati, Hanandita Veda Saphira

DOI: 10.18421/TEM122-38

[abstract](#) | [full text](#) | [how to cite](#) |

Title: *Approach and Analysis of Yolov4 Algorithm for Rice Diseases Detection at Different Drone Image Acquisition Distances*

Authors: Fauzan Masykur, Kusworo Adi, Oky Dwi Nurhayati

DOI: 10.18421/TEM122-39

[abstract](#) | [full text](#) | [how to cite](#) |

Title: *Development of Inclusive Economy as the Basis of Economic Growth of the Global Economy*

Authors: Andriy Krysovaty, Iryna Zvarych, Oksana Brodovska, Iryna Shevchenko, Oleksiy Krasnorutskyy

DOI: 10.18421/TEM122-40

[abstract](#) | [full text](#) | [how to cite](#) |

Title: *Improving Student's Cognitive Performance during the Pandemic through a Machine Learning-Based Virtual Museum*

Authors: Ermatita Ermatita, Shinta Puspasari, Zulkardi Zulkardi

DOI: 10.18421/TEM122-41

[abstract](#) | [full text](#) | [how to cite](#) |

Title: *Modern Entrepreneur for the Success of Online Businesses for Small and Medium Enterprise in Thailand*

Authors: Nongnapas Chairaksa, Sumaman Pankham

DOI: 10.18421/TEM122-42

[abstract](#) | [full text](#) | [how to cite](#) |

Title: *Improved Blood Saturation of Golf Players After COVID-19 as Potential Marketing Management and Improved Economics of Golf Related Activities*

Authors: Lucia Maličková, Naqib Daneshjo, Ferdinand Daño, Renáta Ševčíková

DOI: 10.18421/TEM122-43

[abstract](#) | [full text](#) | [how to cite](#) |

Title: *Developing Augmented Reality Learning and Measuring Its Effect on Independent Learning Compared to Traditional Learning*

Authors: Anthony Anggrawan, Dian Syafitri C. S., Christofer Satria

DOI: 10.18421/TEM122-44

[abstract](#) | [full text](#) | [how to cite](#) |

Title: *The Incidence of Information Technologies on the Profitability of Service Firms*

Authors: Danny Arevalo Vecillas, Rober Luciano Alipio, Holger Cevallos Valdiviezo, Patricia Valdiviezo Valenzuela

DOI: 10.18421/TEM122-45

[abstract](#) | [full text](#) | [how to cite](#) |

Title: *Deep Neural Network with Hyperparameter Tuning on Early Detection for Symptom Recognition in Suspected Covid-19*

Authors: Djuniadi Djuniadi, Nur Iksan, Alfa Faridh Suni, Ahmad Fashiha Hastawan

DOI: 10.18421/TEM122-46

[abstract](#) | [full text](#) | [how to cite](#) |

Title: *Improving the Avoidant Personality Disorder Prediction for Higher Education Using SMOTE-ENN and Multi-Layer Perceptron Neural Network*

Authors: Sumitra Nuanmeesri, Lap Poomhiran

DOI: 10.18421/TEM122-47

[abstract](#) | [full text](#) | [how to cite](#) |

Title: *Performance Evaluation of College Students' Google Classroom Engagement Using Data Mining Techniques*

Authors: Serafin C. Palmares, April Joy Abara-Palmares, Jan Carlo T. Arroyo, Allemar Jhone P. Delima

DOI: 10.18421/TEM122-48

[abstract](#) | [full text](#) | [how to cite](#) |

Title: *Inventory of River Basin Flood Events for Drainage System Examination Using Multi-Temporal Composite Remote Sensing Data*

Authors: Sumi Amariena Hamim, Fathoni Usman, Hendry Natanael Gumano, Virgus Ari Sondang, Raden Ayu. Sylvia Marlina

DOI: 10.18421/TEM122-49

[abstract](#) | [full text](#) | [how to cite](#) |

Title: *Big Data as a Stakeholder of the Firm's Innovation Process*

Authors: Zornitsa Yordanova

DOI: 10.18421/TEM122-50

[abstract](#) | [full text](#) | [how to cite](#) |

Title: *An Effective Rough Neutrosophic Based Approach for Data Pre-Processing*

Authors: Siti Nur Aisyah Mohd Zainal, Ahmad Termimi Ab Ghani, Mohd Lazim Abdullah

DOI: 10.18421/TEM122-51

[abstract](#) | [full text](#) | [how to cite](#) |

Title: *Visualizing Contemporary Factors Affecting the Adoption of E-learning: A PRISMA Approach*

Authors: Huong Thi Pham

DOI: 10.18421/TEM122-52

[abstract](#) | [full text](#) | [how to cite](#) |

Title: *Changing the Designs of Business Models of Wholesale Food Markets in the Context of the Transformation of the State Regulatory System*

Authors: Matraeva Liliia, Vasiutina Ekaterina, Kaurova Olga

DOI: 10.18421/TEM122-53

[abstract](#) | [full text](#) | [how to cite](#) |

Title: *The Impact of Learning Management System (LMS) Usage on Students*

Authors: Muhammad Furqon, Parlindungan Sinaga, Liliyasi Liliyasi, Lala Septem Riza

DOI: 10.18421/TEM122-54

[abstract](#) | [full text](#) | [how to cite](#) |

Title: *The Development and Validation of a Metacognitive Questionnaire for Music Learning*

Authors: Wen Li, Pravina Manoharan, Xuerong Cui, Fen Liu

DOI: 10.18421/TEM122-55

[abstract](#) | [full text](#) | [how to cite](#) |

Title: *Striving for High-Quality Publications: Motivational Profiles of Management Within a Bulgarian University Cluster*

Authors: Maya Lambovska, Daniela Todorova

DOI: 10.18421/TEM122-56

[abstract](#) | [full text](#) | [how to cite](#) |

Title: *Virtual Multimedia Assisted Learning with Assignment Models to Improve the Competence of Electrical Protection Systems*

Authors: Sriadhi Sriadhi, Abdul Hamid, Sahat Siagian, Adi Sutopo, Wisnu Rayhan Adhitya

DOI: 10.18421/TEM122-57

[abstract](#) | [full text](#) | [how to cite](#) |

Title: *Analytical Method of Stimulation for Labour of Top-Managers*

Authors: Lyudmyla Malyarets, Olena Iastremska, Anastasiy Tutova, Oleksandr Dorokhov

DOI: 10.18421/TEM122-58

[abstract](#) | [full text](#) | [how to cite](#) |

Title: *Human Resource Development and Crisis Management: The Role of Communication and Learning in the United Arab Emirates*

Authors: Amir-Hamad-Salim Binnashir-Alketbi, Juan-Antonio Jimber-del-Río, Alberto Ibañez-Fernández, Arnaldo Vergara-Romero

DOI: 10.18421/TEM122-59

[abstract](#) | [full text](#) | [how to cite](#) |

Title: *Defining Technopreneurs' Commercialization Research Process in the Emerging Thai Economy: Research for Constructing Grounded Theory*

Authors: Thadathibesra Phuthong

DOI: 10.18421/TEM122-60

[abstract](#) | [full text](#) | [how to cite](#) |

Title: *Learning Management System Acceptance Factors for Technical and Vocational Education Training (TVET) Institutions*

Authors: Nor Azlan Ahmad, Nur Fazidah Elias, Noraidah Sahari, Hazura Mohamed

DOI: 10.18421/TEM122-61

[abstract](#) | [full text](#) | [how to cite](#) |

Title: *Healthcare Students' Experience and Evaluation of the Distance Learning during the COVID-19 Pandemic: The Case of Medical University - Plovdiv*

Authors: Angelina G. Kirkova-Bogdanova, Daniela I. Taneva, Milena Sandeva

DOI: 10.18421/TEM122-62

[abstract](#) | [full text](#) | [how to cite](#) |

Title: *EUCLIDA: 3D Augmented Reality Card for Learning Numeracy about Geometry*

Authors: Agustiani Putri, Tia Wahyuningsih, Nabila Salsabil Ananti, Alim Wicaksono, Gharitza Zahira Shofa, Abdur Rahman As'ari, Purwanto Purwanto, Sharifah Osman

DOI: 10.18421/TEM122-63

[abstract](#) | [full text](#) | [how to cite](#) |

Title: *Pre-service TVET Teachers' Digital Competence: Evidence from Survey Data*

Authors: Sholpan Bitemirova, Saule Zholdasbekova, Kussan Mussakulov, Albina Anesova, Sultanbek Zhanbirshiyev

DOI: 10.18421/TEM122-64

[abstract](#) | [full text](#) | [how to cite](#) |

Title: *Development of E-Module Based on Geospatial Technology to Improve TPACK Competencies of Geography Pre-Service Teacher: A Needs Analysis Review*

Authors: Bayu Wijayanto, Sumarmi Sumarmi, Dwiyono Hari Utomo, Budi Handoyo, Muhammad Aliman

DOI: 10.18421/TEM122-65

[abstract](#) | [full text](#) | [how to cite](#) |

Title: *Prediction Model based on Continuous Data for Student Performance using Principal Component Analysis and Support Vector Machine*

Authors: Mohammad Zahid Mohammad Sabri, Nazatul Aini Abd Majid, Siti Aishah Hanawi, Nur Izzati Mohd Talib, Ariff Imran Anuar Yatim

DOI: 10.18421/TEM122-66

[abstract](#) | [full text](#) | [how to cite](#) |

Title: *Development of Creative Thinking Skills of Bachelor Engineers Based on STEM Technology*

Authors: Viliam Ďuriš, Lidia N. Vasileva, Sergey G. Chumarov, Iraida G. Trofimova

DOI: 10.18421/TEM122-67

[abstract](#) | [full text](#) | [how to cite](#) |

Title: *Smart Wellness Technology for Tourism Destination Based-on Evolving Tourist Expectation Model*

Authors: Chalermchai Panyadee, Sansanee Krajangchom, Korawan Sangkakorn, Kannikar Intawong

DOI: 10.18421/TEM122-68

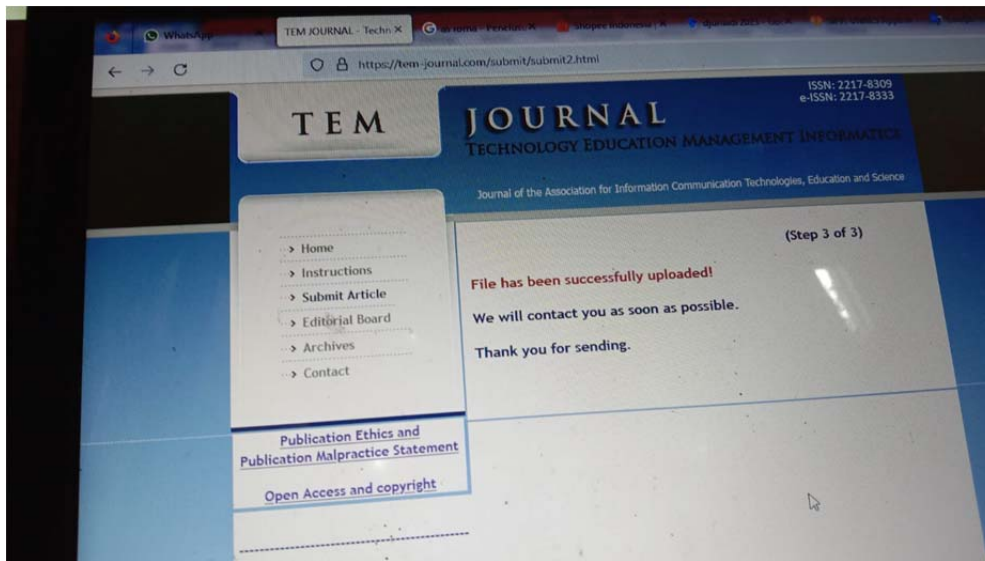
[abstract](#) | [full text](#) | [how to cite](#) |

[Home](#) | [Instructions for the Authors](#) | [Submit paper](#) | [Editorial Board](#) | [Archives](#) | [Contact](#)
[Publication Ethics and Publication Malpractice Statement](#) | [Terms and Conditions and Privacy Policy](#)

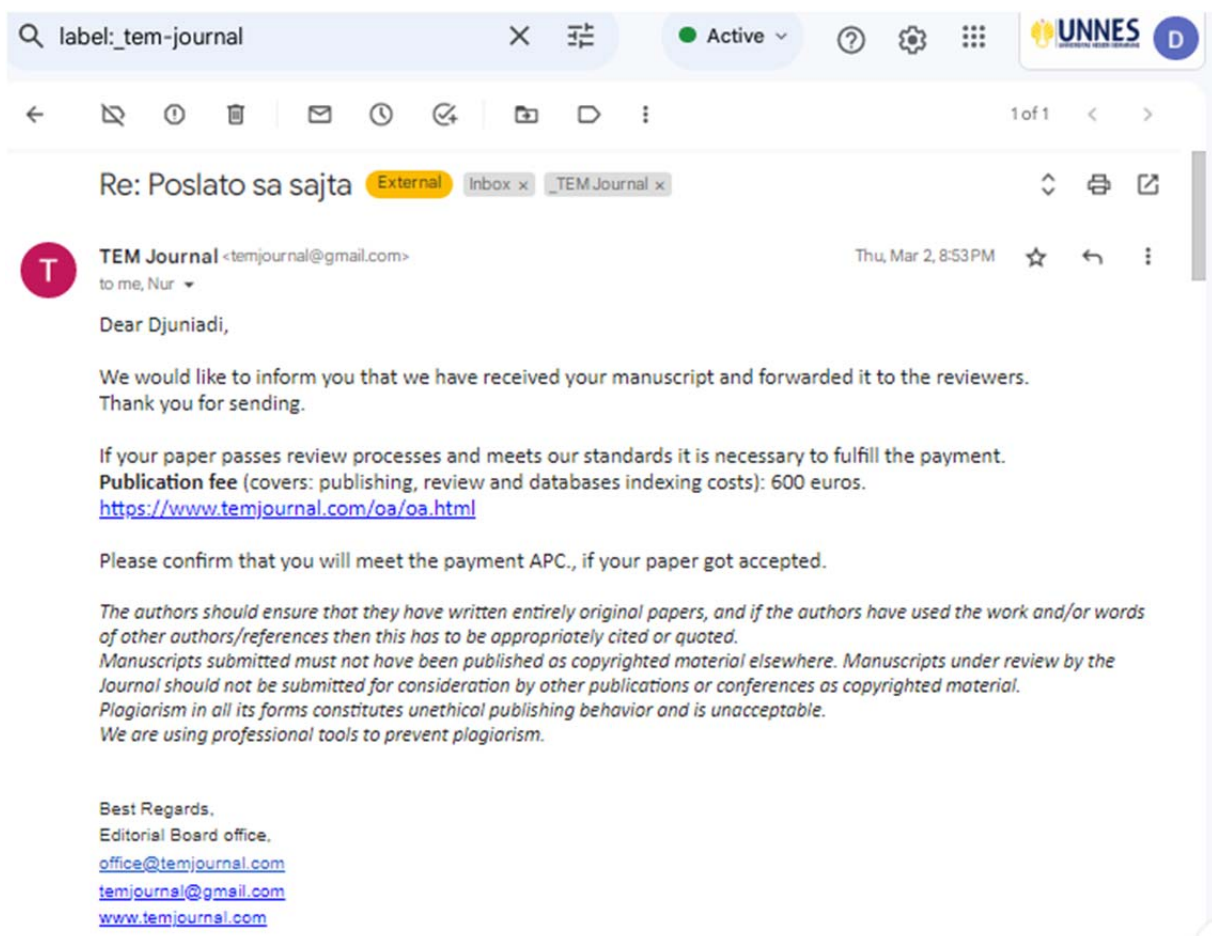
Copyright © 2023 UIKTEN
Copyright licence: All articles are licenced via Creative Commons CC BY-NC-ND 4.0 licence

**RINCIAN KRONOLOGI KORESPONDENSI
PUBLIKASI ARTIKEL PADA JURNAL INTERNASIONAL
BEREPUTASI DAN BERFAKTOR DAMPAK**

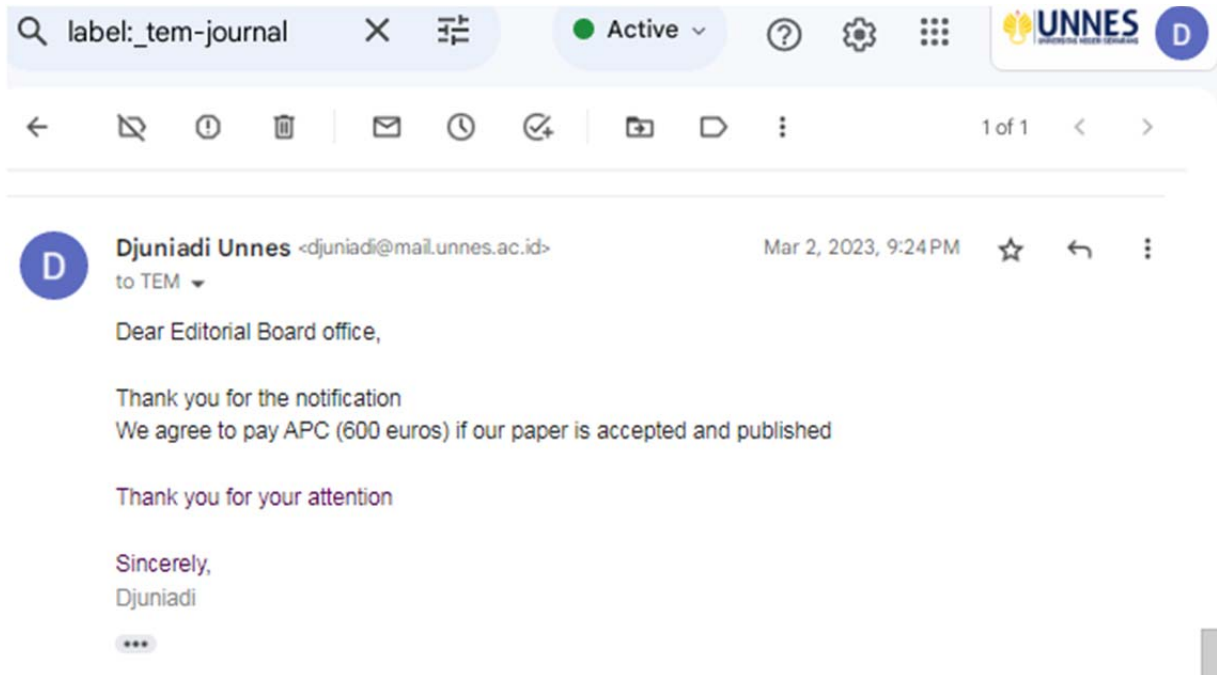
1. Submit pertama ke TEM Journal (22-02-2023)



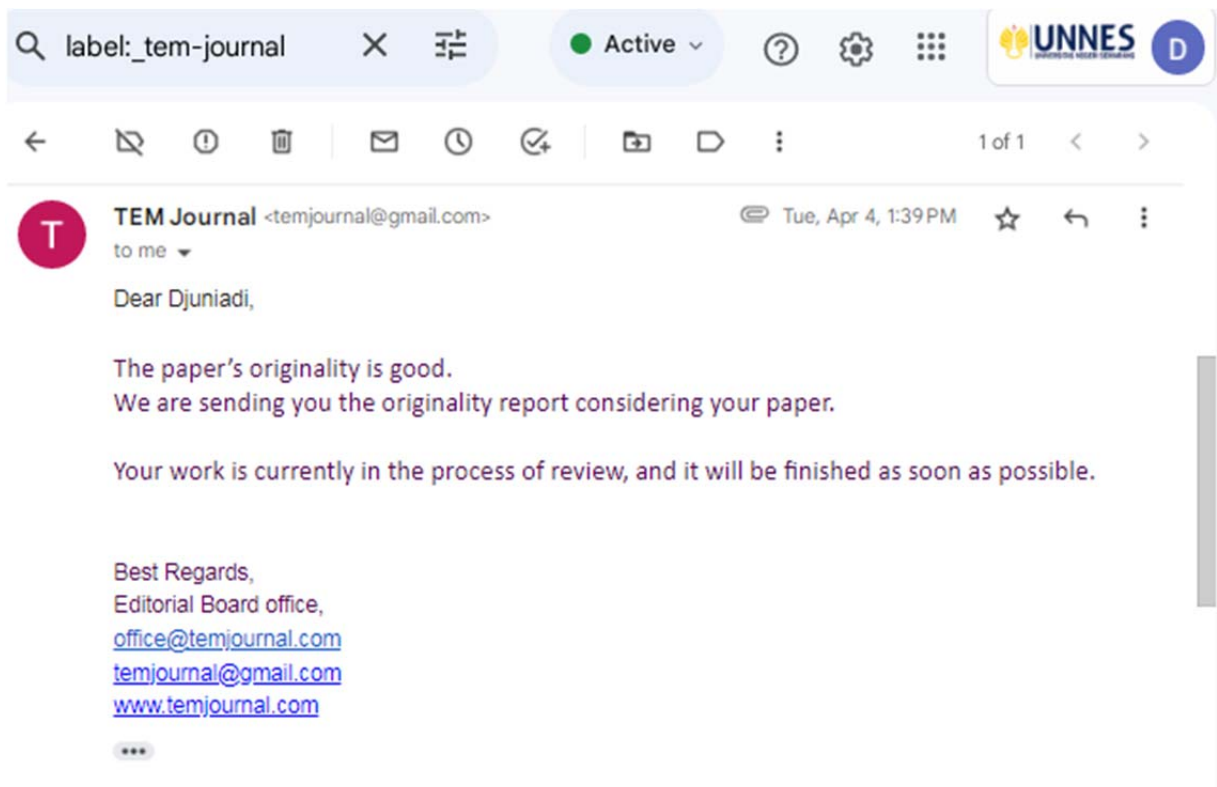
2. Menerima balasan dari Editor bahwa artikel telah diterima dan diminta memberi pernyataan sanggup untuk membayar biaya proses publikasi (02-03-2023)



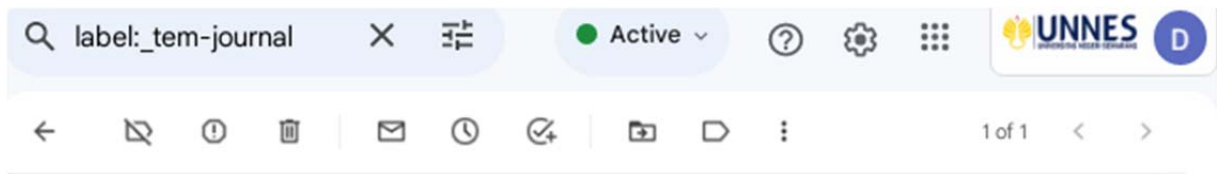
3. Mengirim surat balasan dan menyatakan sanggup membayar biaya proses publikasi (02-03-2023)



4. Menerima surat dari editor yang menyatakan bahwa originalitas artikel bagus dan artikel dilanjutkan pada tahap review (04-04-2023)



5. Membalas surat dari editor dan siap menunggu hasil review (05-04-2023)



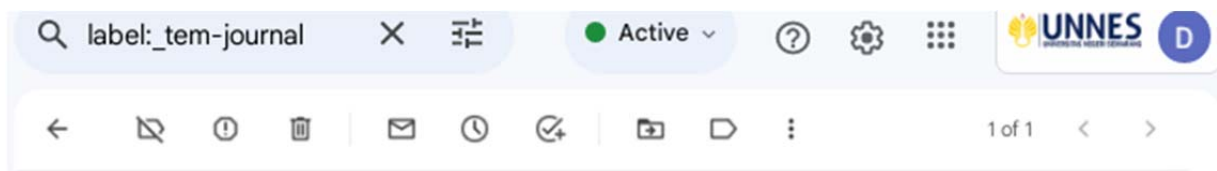
D Djuniadi Unnes <djuniadi@mail.unnes.ac.id> Wed, Apr 5, 11:22 AM ☆ ↶ ⋮
to TEM ▾

Dear Editorial Board office,

Thank you for your response.
We will kindly wait for the review.

Best regards,
Djuniadi

6. Menerima surat dari editor yang menyatakan untuk melakukan revisi tahap pertama dan diberi waktu 7 hari (08-05-202)



T TEM Journal May 8, 2023, 12:05 AM ☆ ↶ ⋮
to Nur, me ▾

Dear Djuniadi,

We have received reviewer's comments on the manuscript language and technical requests.
Please adjust your paper according to the comments and requests provided in the document.

Send your paper back to us within 7 days from now.

Best Regards,
Editorial Board office,
office@temjournal.com
temjournal@gmail.com
www.temjournal.com

7. Membalas surat dari editor dan siap melakukan revisi (08-05-2023)

The screenshot shows an email interface with a search bar containing 'label:_tem-journal', a status indicator 'Active', and the UNNES logo. The email header identifies the sender as 'Djuniadi Unnes <djuniadi@mail.unnes.ac.id>' and the recipient as 'TEM'. The date and time are 'Mon, May 8, 3:17 PM'. The body of the email reads: 'Dear Editor', 'Thank you for your response, we will revise it following the comments and request provided.', and 'Best Regards, Djuniadi'.

8. Mengirim hasil revisi tahap pertama ke editor (14-05-2023)

The screenshot shows an email interface with a search bar containing 'label:_tem-journal', a status indicator 'Active', and the UNNES logo. The email header identifies the sender as 'Djuniadi Unnes <djuniadi@mail.unnes.ac.id>' and the recipient as 'TEM'. The date and time are 'Sun, May 14, 9:49 AM'. The body of the email reads: 'Dear Editor TEMJOURNAL', 'The following is Attached, the revision of the paper that we have adjusted with the reviewer's comments.', 'Paper Title : Deep Neural Network with Hyperparameter Tuning on Early Detection for Symptom Recognition in Suspected Covid-19', 'Thank you', 'Yours truly,', and 'Authors, Djuniadi'.

9. Menerima surat dari editor untuk melakukan revisi tahap kedua (15-05-2023)

The screenshot shows an email interface with a search bar containing 'label:_tem-journal', a status 'Active', and the UNNES logo. The email header identifies the sender as 'TEM Journal' and the recipient as 'to me', dated 'Mon, May 15, 2:00 PM'. The body of the email contains the following text:

Dear Djuniadi,

You need to update the Reference section in the APA style.
Use the document in the attachment.

Best Regards,
Editorial Board office,
office@temjournal.com
temjournal@gmail.com
www.temjournal.com

10. Mengirim hasil revisi tahap kedua ke editor (16-05-2023)

The screenshot shows an email interface with a search bar containing 'label:_tem-journal', a status 'Active', and the UNNES logo. The email header identifies the sender as 'Djuniadi Unnes <djuniadi@mail.unnes.ac.id>' and the recipient as 'to TEM', dated 'May 16, 2023, 1:20 PM'. The body of the email contains the following text:

Dear Editor TEMJOURNAL

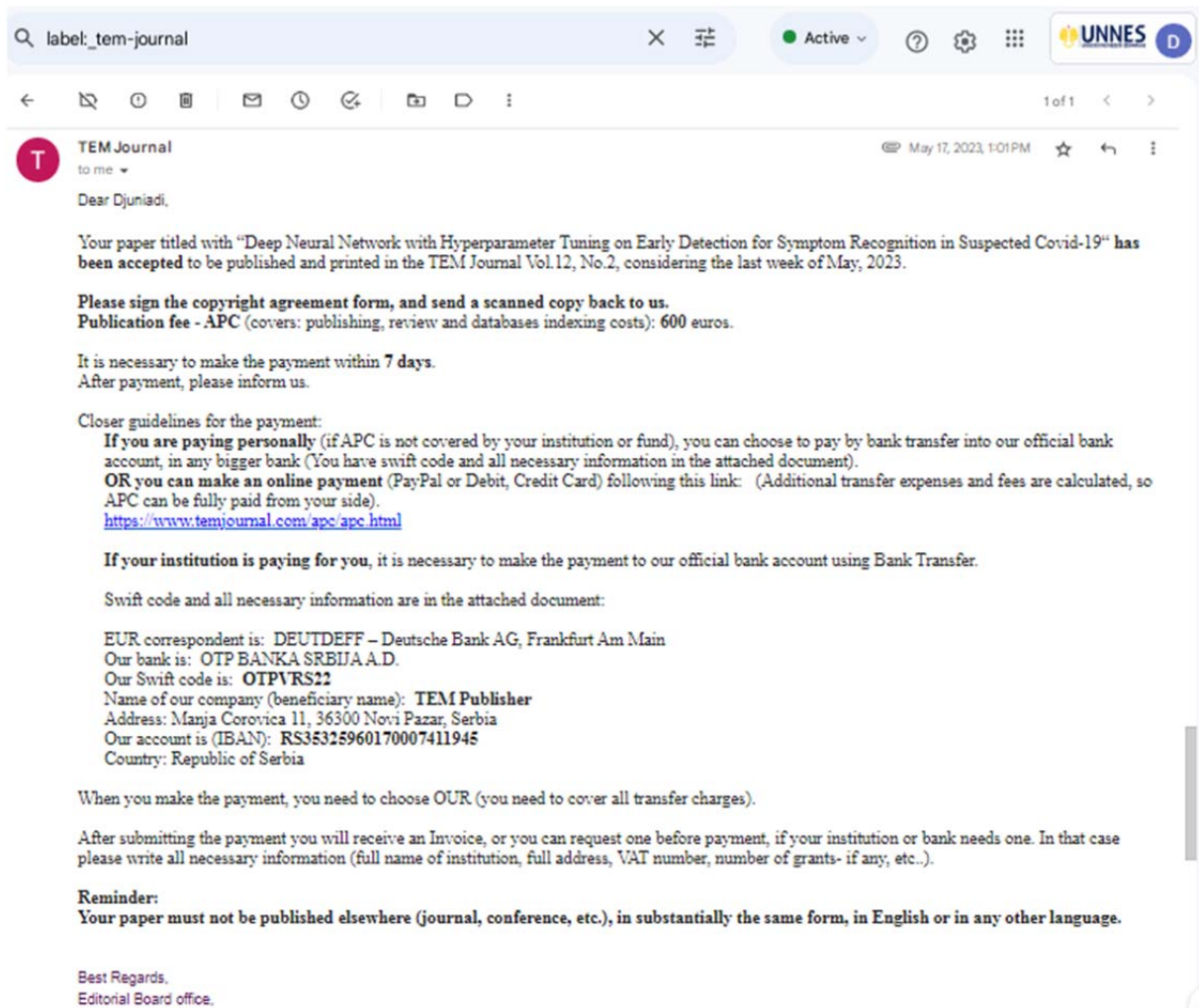
The following is the revision of the paper that we have revised regarding the reference section in the APA style.
Paper Title : Deep Neural Network with Hyperparameter Tuning on Early Detection for Symptom Recognition in Suspected Covid-19

Thank you

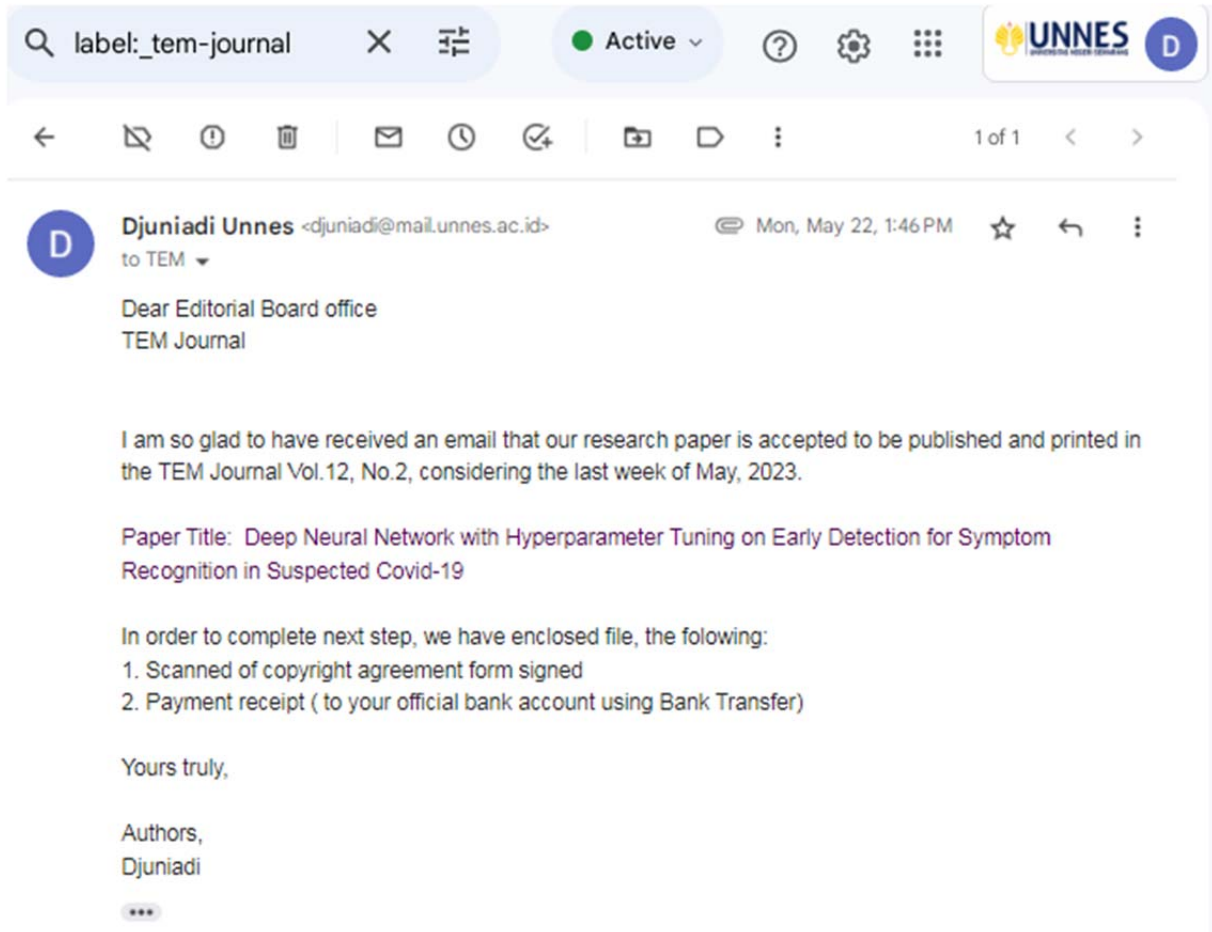
Yours truly,

Authors,
Djuniadi

11. Menerima surat dari editor yang menyatakan artikel dalam status “accepted” akan terbit pada akhir mei 2023 edisi Vol 12 No 2 dan diminta membayar biaya proses publikasi serta diberi waktu 7 hari



12. Mengirimkan bukti bayar dan copyright agreement ke editor (22-05-2023)



The screenshot shows an email client interface. At the top, there is a search bar with the text "label:_tem-journal", a close button (X), and a filter icon. To the right, there is a status indicator "Active" with a dropdown arrow, a help icon (?), a settings icon (gear), and a grid icon. The UNNES logo is visible in the top right corner. Below the search bar is a toolbar with icons for back, forward, delete, archive, reply, and other actions. The email content is as follows:

Djuniadi Unnes <djuniadi@mail.unnes.ac.id> Mon, May 22, 1:46 PM
to TEM

Dear Editorial Board office
TEM Journal

I am so glad to have received an email that our research paper is accepted to be published and printed in the TEM Journal Vol.12, No.2, considering the last week of May, 2023.

Paper Title: Deep Neural Network with Hyperparameter Tuning on Early Detection for Symptom Recognition in Suspected Covid-19

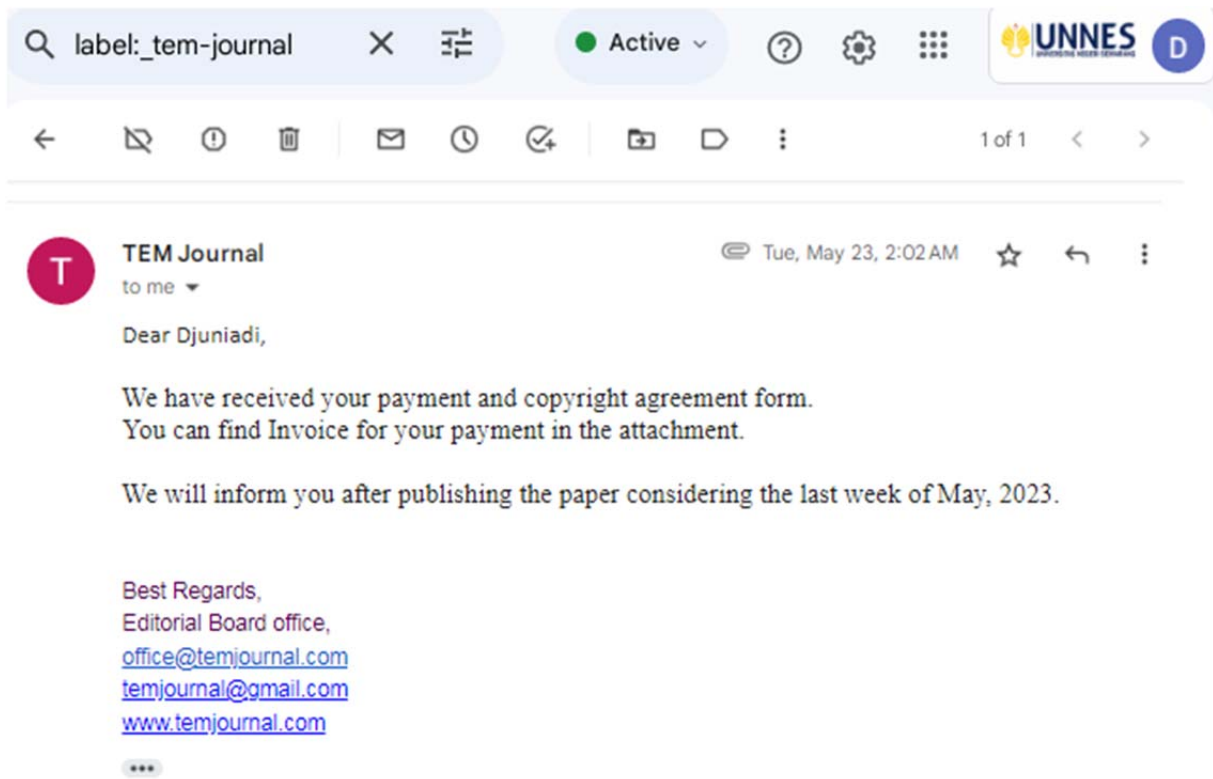
In order to complete next step, we have enclosed file, the following:

1. Scanned of copyright agreement form signed
2. Payment receipt (to your official bank account using Bank Transfer)

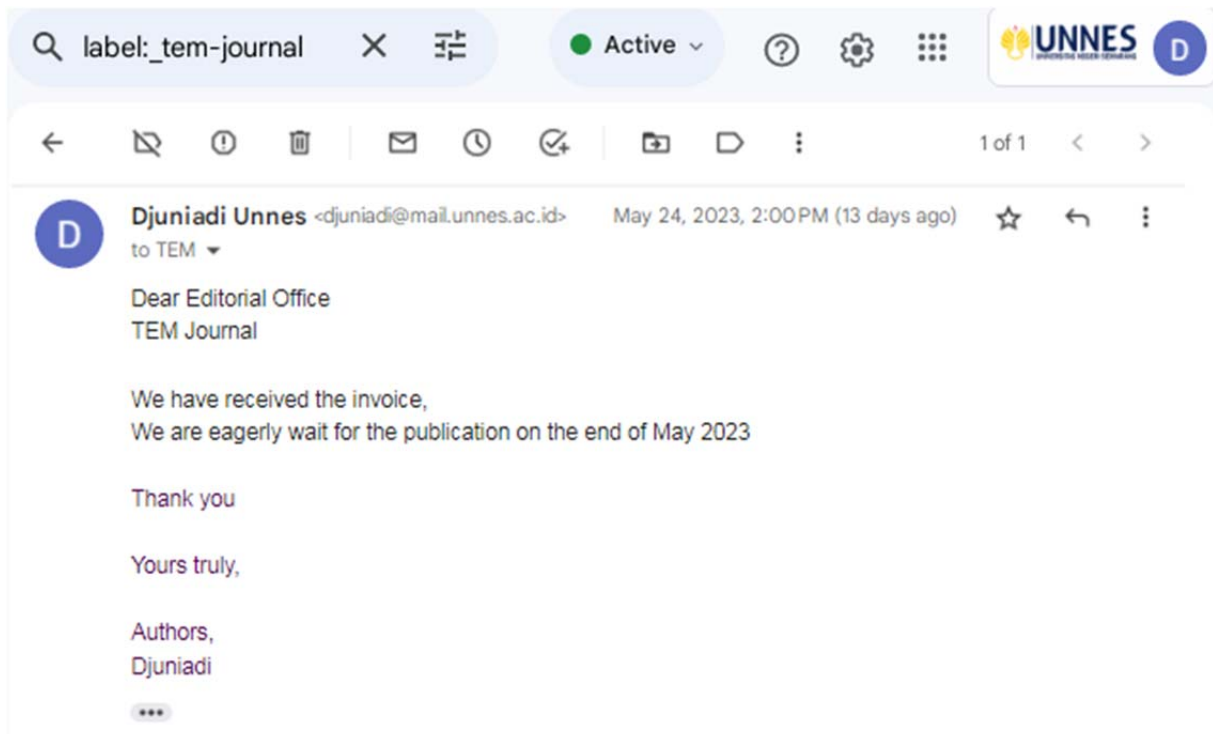
Yours truly,

Authors,
Djuniadi

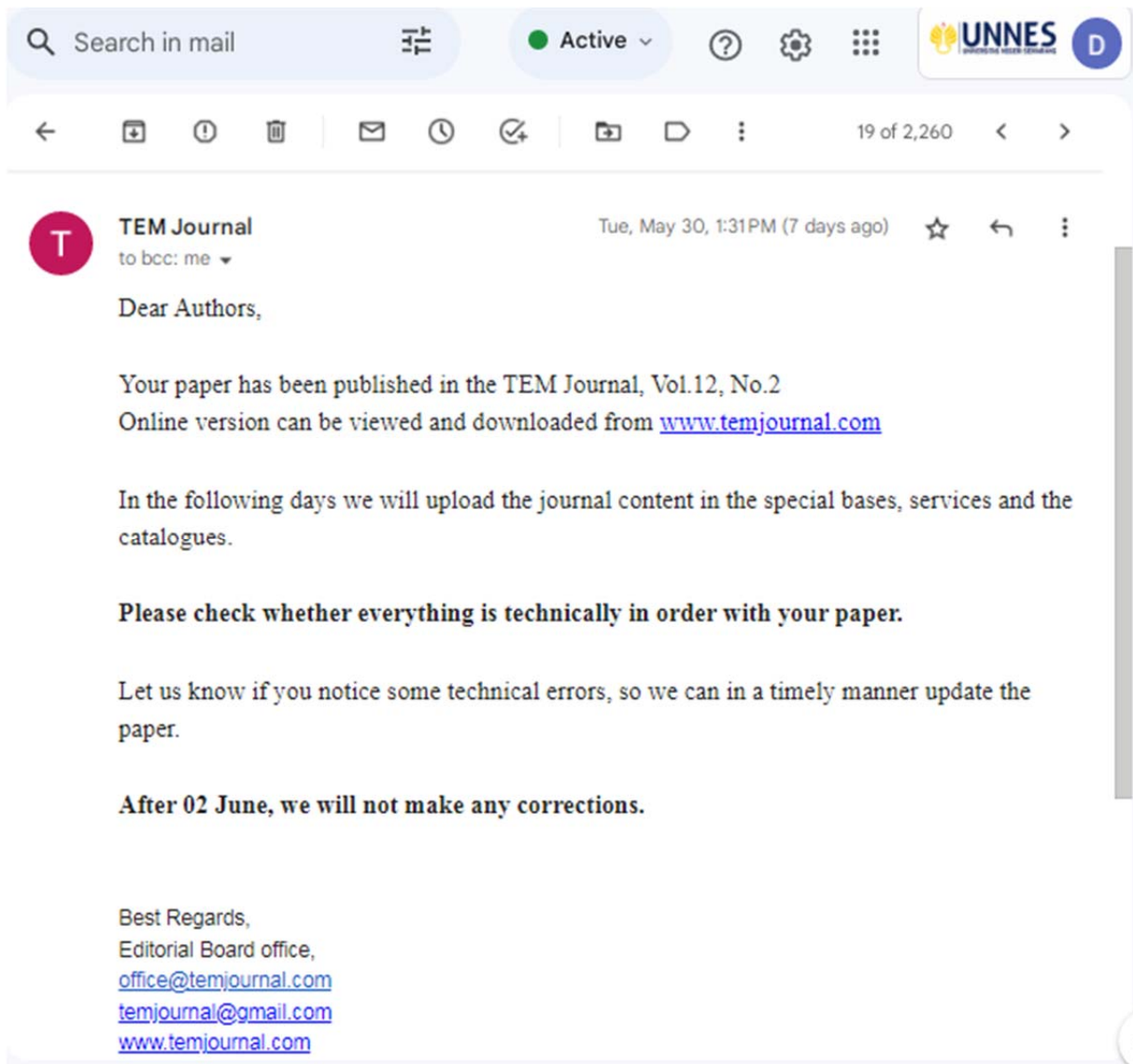
13. Menerima surat dari editor (disertai invoice) yang menyatakan telah menerima bukti bayar dan copyright agreement serta paper akan diterbitkan akhir mei 2023 (23-05-2023)



14. Mengirim surat ke editor bahwa invoice telah diterima (24-05-2023)



15. Menerima surat dari editor yang menyatakan bahwa artikel telah terbit pada edisi Vol 12 No 2 (30-05-2023)



ARTIKEL YANG PUBLISH ADA PADA HALAMAN SELANJUTNYA

Deep Neural Network with Hyperparameter Tuning on Early Detection for Symptom Recognition in Suspected Covid-19

Djuniadi Djuniadi ¹, Nur Iksan ¹, Alfa Faridh Suni ¹, Ahmad Fashiha Hastawan ¹

¹Faculty of Engineering, Universitas Negeri Semarang, Indonesia

Abstract – The Coronavirus outbreak (COVID-19) is still a concern for the world according to WHO. Although this virus has been controlled, prevention efforts are still being carried out. Prevention of the virus can be done by identifying patients with symptoms such as fever, respiratory distress, and sore throat. This research aims to develop an early detection system through the recognition of symptoms of COVID-19 infection using thermal camera sensors combined with the DNN using Hyperparameter Tuning. The result is the DNN algorithm can be proposed as the right algorithm to detect someone suspected of COVID-19.

Keywords – Covid 19, thermal imaging, deep neural network, recurrent neural network.

1. Introduction

Until now, the COVID-19 virus is still a global concern, including Indonesia. Although the government has eased the regulations to prevent the spread of the virus, the emergence of new strain is still a concern.

One of the government's important efforts in preventing the spread is still implementing a vaccination program that reaches 4 times [1]. Early detection is essential to prevent the spread of this virus. In particular, it is important to identify potential patients who are suspected to be positive for the virus so that identified potential patients can be isolated early. Some places that have the potential to become areas of spread need to be identified early, such as tourist attractions, closed restaurants, education, and shopping centers.

Two important factors used in diagnosing covid-19 symptoms are fever [2] and respiratory disorders [3], [4] such as dyspnea, irregular breathing, and dry cough. These symptoms are detected using non-contact sensors, such as thermal imaging cameras, which is also important for recording fever and respiratory symptoms [5], [6]. To analyze the symptoms detected, AI methods are needed to produce diagnostic conclusions in the process of early detection of suspected COVID-19.

Detection of fever symptoms is done by measuring facial temperature and detection of respiratory disorders is done by measuring respiratory rate. Measurement of temperature and respiratory rate is done using a thermal sensor. This study developed an intelligent system capable of identifying people suspected of being infected with COVID-19 by recognizing symptoms of fever and shortness of breath using the MobileNet V2 algorithm.

The COVID-19 detection process is carried out using CT sensors to obtain lung images which are then extracted to obtain lung condition characteristics. The extraction results are then analyzed with a CNN algorithm to recognize the characteristics of the lung images [7]. CT scans take multiple X-rays of a person's chest to create 3D images of the lungs. These images can be used to look for lung abnormalities to identify infected and uninfected lungs. Infected lungs show inflammation in the tissue, which is visible on a CT scan. COVID-19 activity in the lungs is more apparent when the virus infection reaches its final stages.

DOI: 10.18421/TEM122-46

<https://doi.org/10.18421/TEM122-46>

Corresponding author: Djuniadi Djuniadi,
Faculty of Engineering, Universitas Negeri Semarang,
Indonesia


Email: djuniadi@mail.unnes.ac.id

Received: 22 February 2023.

Revised: 08 May 2023.

Accepted: 17 May 2023.

Published: 29 May 2023.

 © 2023 Djuniadi Djuniadi, Nur Iksan, Alfa Faridh Suni & Ahmad Fashiha Hastawan; published by UIKTEN. This work is licensed under the Creative Commons Attribution-NonCommercial-NoDeriv 4.0 License. The article is published with Open Access at <https://www.temjournal.com/>

In this study, COVID-19 was detected through CT images using the CNN method. Although the CT method is included in the non-contact method, the use of CT in detecting COVID-19 is limited by the flexibility, which requires users to go to a location where CT devices are available, for example, in a hospital.

Another approach that can be used to diagnose COVID-19 is by using X-rays. Through the visual results of these X-rays, lung health and pneumonia diagnosis can be analyzed. Authors Ozturk et al. [8] collected X-ray data from the lungs of patients infected with COVID-19 and then used it to detect COVID-19 patients. However, the use of X-rays is similar to CT scans because it is less portable. Another approach that can be used for non-contact observation is to use camera technology to observe the movement of a person's chest area. The images obtained from this camera can be analyzed for an increase in breathing rate in a person that could indicate symptoms of the COVID-19 virus [9]. However, the accuracy of inferring breathing pattern abnormality in a person by using a camera is still uncertain. This approach is more suitable for monitoring in crowded areas that could potentially spread COVID-19. When a subject is identified as having an abnormal breathing pattern, isolation measures which can then be taken for further diagnosis, for example, using CT scans and X-rays. Another approach that can be used as a non-contact sensor for the COVID-19 screening process in crowded areas is using thermography. This approach is applied by observing changes in human body temperature in the ROI area using infrared radiation [10]. The appearance of COVID-19 symptoms is indicated by abnormalities in human body temperature which has increased above 37 degrees celsius. Thermography can also be utilized in detecting breathing patterns and detecting abnormalities in breathing patterns in patients using AI methods [11]. The thermography approach is one of the recommended ones to detect COVID-19, especially in crowded areas [12].

Several studies using a thermography approach have been carried out to detect COVID-19 infection by identifying symptoms of fever and respiratory problems. The sampling process was carried out in the ROI area of the neck and face using infrared thermal imaging to screen for symptoms of fever and respiratory disorders [13],[14],[15]. Study carried out by Negishi et al. [16], [17] uses a combination of non-box sensors consisting of infrared thermal, RGB cameras, and thermal cameras. The algorithms used include the MUSIC and SVM algorithms to analyze the symptoms of COVID-19, namely blood pulse volume, heart rate, fever, and respiration rate.

Authors Cho et al. [18] uses thermal imaging to observe respiratory infections by tracking temperature changes in the nostrils. The research focuses on developing an accurate respiratory tracking algorithm to detect COVID-19 symptoms.

Several studies have developed a COVID-19 detection system by identifying symptoms of fever and respiratory problems. This research develops an early detection system for suspected COVID-19 by identifying symptoms of fever, respiratory problems, and sore throat using a non-contact sensor in the form of a thermal camera. The detection areas monitored by the thermal camera are the nostrils, neck, and face. The algorithm used for the analysis of COVID-19 detection uses a deep neural network on the MobileNet v2 architecture.

2. Research Methods

This study uses data on symptoms of fever, respiratory problems, and sore throat in the development of a COVID-19 detection system. The symptom data is obtained from the screening process carried out in the nose area, and the face as an ROI area is recorded using a thermal camera [9]. The breathing signal is obtained from the tracking process on the nostril as the ROI area. Several factors affect the respiratory signal tracking process including temperature accuracy calibration, emissivity, camera response, and ambient temperature which have an impact on the SNR value. To maintain the SNR value so that the resulting signal is good, it is necessary to carry out a filtering process to remove noise. The noise filtering method can use an IIR filter.

This respiratory rate value is determined within 1 minute by calculating the number of peaks and valleys of the respiratory signal. Algorithms that can be used to calculate the respiratory rate are the Breath Detection Algorithm (BDA) [11] and the MUSIC algorithm. Furthermore, the classification process using a deep neural network is carried out to detect suspected COVID-19 patients. The stages of the COVID-19 detection process can be shown in Figure 1 below.

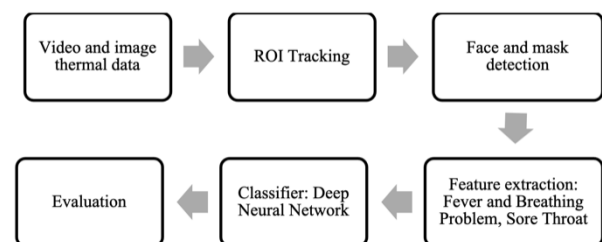


Figure 1. The Stages of The Covid19 Suspect Detection System

To obtain respiratory data, the analysis process is carried out on temperature changes in the area around the nostrils in thermal image data in the form of a sequence of frames as shown in Figure 2. In the facial area using a mask can be a hindering factor causing geometric details and facial textures to be lost and have an impact on face recognition errors. For this reason, determining the ROI area in the mask area needs to be done to obtain a representation of the respiratory features. The following formula (1) can be used to determine the temperature value in each thermal image frame.

$$\overline{s}(t) = \frac{1}{mn} \sum_{i=0}^{m-1} \sum_{j=0}^{n-1} s(i, j, t) \quad (1)$$

$$\sigma_s^2(n) = \frac{\sum(\overline{s}(t) - \mu)^2}{T} \quad (0 < t < T) \quad (2)$$

$$ROI = \arg \max \sigma_s^2(n) \quad (3)$$

After obtaining the temperature value, then calculate the total variance value using formula (2). The temperature value in the nostril area has a different value which then becomes data or respiratory signals at a certain period. The determination of the ROI area in the nostril is based on the area that has a large variance value indicated by the most heat changes. So that the nostril ROI area can be determined using the following formula (3).

The ROI area that has been determined can then be analyzed for the respiratory activity that takes place on several frames of thermal cirrus. When there is a change in temperature value in the nostril ROI area, respiratory activity can be identified and will produce respiratory data or signals on several frames as shown in Figure 3. To determine the symptoms of respiratory disorders, the respiratory rate estimation process is carried out using the Multiple Signal Classification (MUSIC) method algorithms [22] with the following formula (4).

$$S_{MUSIC}(f) = \frac{1}{\sum_{k=M+1}^p |e^T(f)W_k|^2} \times \frac{1}{\delta f} \quad (4)$$

The classification process is used to detect COVID-19 symptoms using the DNN algorithm, namely the MobileNet V2 architecture. The data used for the classification process uses data on symptoms of fever, sore throat, and respiratory problems. MobileNet V2 has a CNN architecture that is effectively used for the classification process. Furthermore, the performance evaluation of the classification process is carried out using the confusion matrix calculation which is observed through the True Positive (TP), True Negative (TN), False Positive (FP), and False Negative (FN) values. The results of this confusion matrix evaluation will produce the accuracy of the classification results. The accuracy results will be compared with other algorithms, namely ResNet 50 and Dense Net 121.

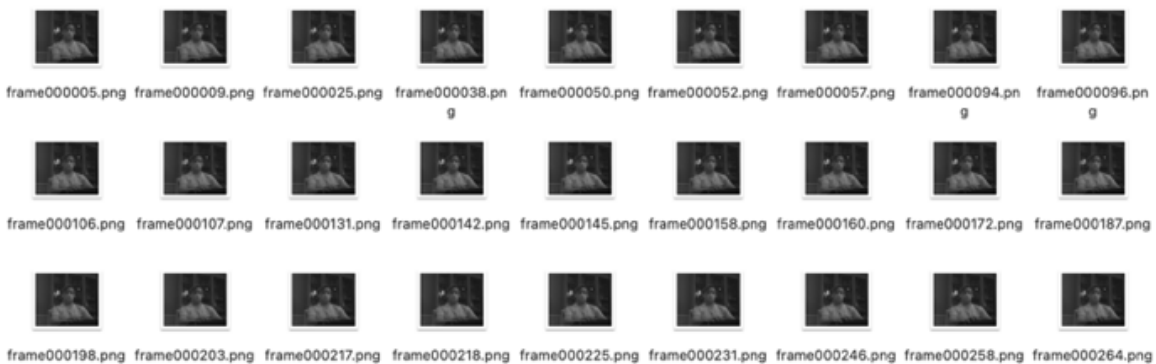


Figure 2. Thermal image data in the form of a sequence of frames

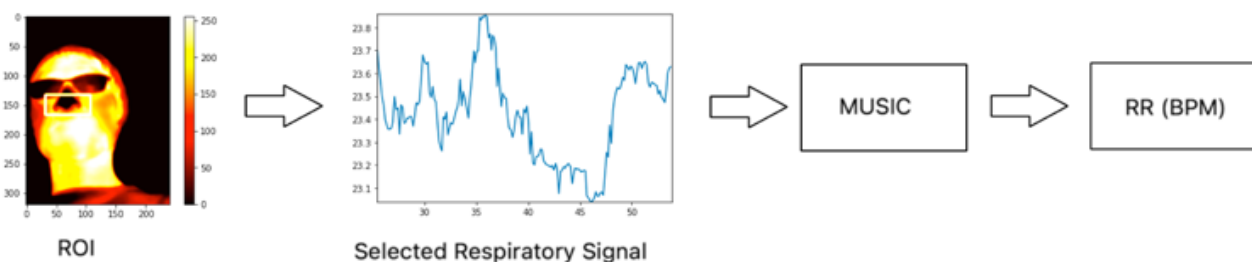


Figure 3. Signal processing for Respiration Rate (RR)

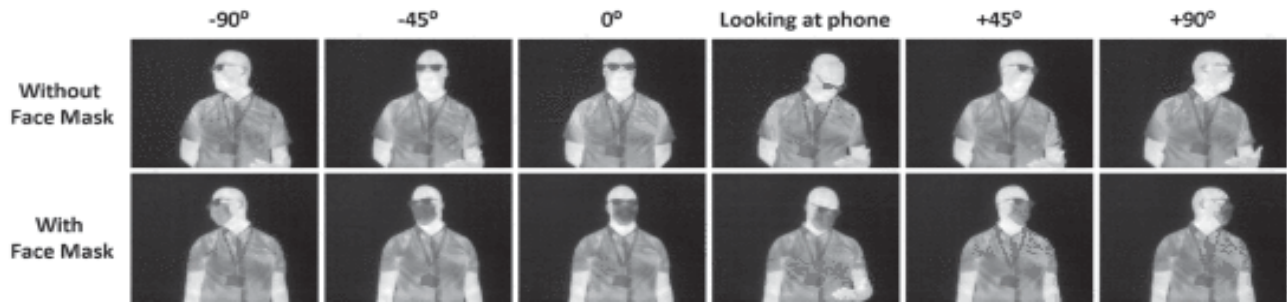


Figure 4. Thermal images dataset for face mask detection process

3. Results and Discussion

This research aims to develop a system for detecting suspected COVID-19 in humans through symptoms that appear in COVID-19 patients. This research uses a dataset consisting of 2 classes, namely the infected class and the uninfected class. The variables used for the feature consist of respiratory problems, sore throat and fever. Normal respiratory symptoms will be identified if the pattern in each period per minute has an irregular breathing rate. Fever symptoms will be identified when the facial temperature shows a value above 37 degrees celsius

The first dataset is a thermal image in the form of a frame of a person wearing a mask which is used to detect the breathing rate and temperature on the face with a mask. The next dataset uses data on the detection results of COVID-19 infected patients and normal patients accompanied by symptom parameters which will then be used for classification using the MobileNet V2 algorithm. To test the face detection method, a dataset consisting of thermal images with a mask cover and without a mask on the face is used. The thermal image is taken with different facial positions as shown in Figure 4.

3.1. Case 1: Mask Detection

In the mask detection process, the method used is almost the same in determining ROI [19] on RGB image data. In this study, the data used is in the form of thermal images with the classification method using the DNN algorithm with the MobileNet V2 architecture. OpenCV DNN is used as a method for detecting faces which produces an ROI area with matrix values in the form of location, width and height of the face. The DNN architecture has several parameter values that have been determined, namely learning rate, optimizer, batch size, loss function, epoch, average pooling layer, flatten layer, hidden layer, activation function in the hidden layer, dropout value, and activation function in the output layer as shown in Figure 5.

Parameter	MobileNet V2, ResNet 50, DenseNet 121
Learning rate	1e-4
Optimizer	Adam
Batch size	32
Loss function	Binary Cross Entropy
Epoch	50
Average pooling	7 x 7
Activation function (128 Hidden Layer)	RELU
Activation function (2 Output Layer)	SoftMax
Dropout	0.5

Figure 5. Parameter values on DNN architecture

Evaluation of the performance of the classification process for using masks and without masks is carried out by calculating the confusion matrix. Through this matrix, TP, TN, FP, and FN values can be obtained. The following Figure 6. shows the confusion matrix for the three classification models which include MobileNet V2, ResNet 50, and DenseNet 121.

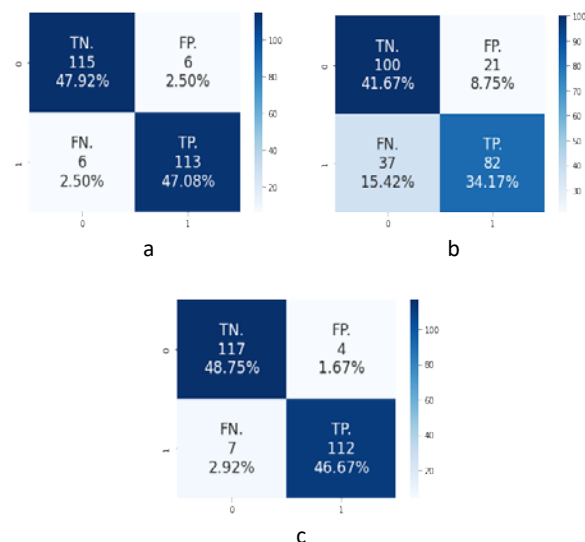
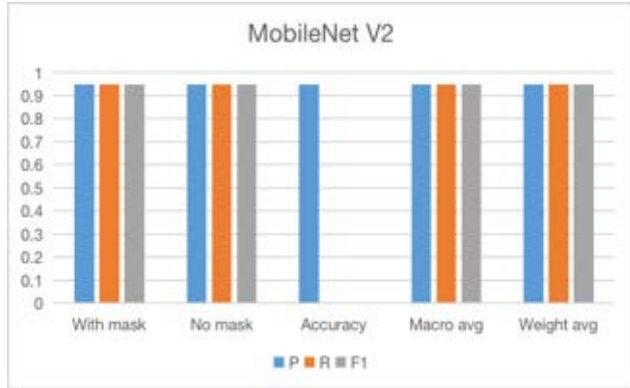


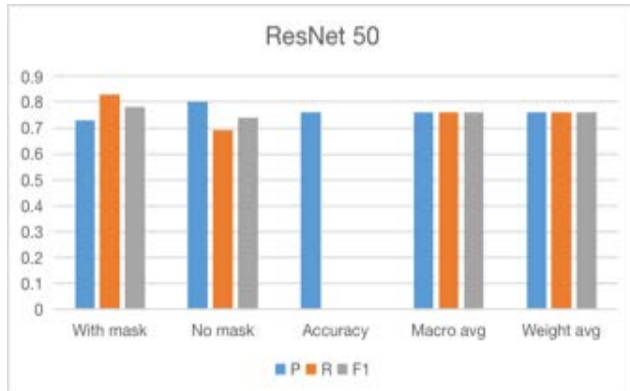
Figure 6. Confusion matrix for the three classification models which include MobileNet V2 (a), ResNet 50 (b), and DenseNet 121(c)

Furthermore, the confusion matrix to determine the values of Precision (P), Recall (R), F-Measure (F1), macro avg, and avg weight.

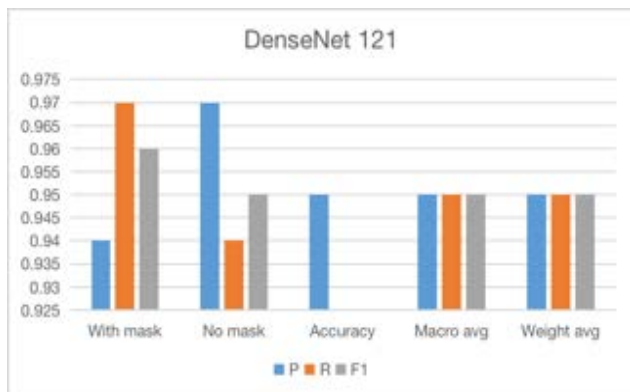
The measurement of performance results is applied to three classification methods, including MobileNet V2, ResNet 50, and DenseNet 121 as shown in Figure 7 and 8. The MobileNet V2 and Dense Net 121 methods have the same performance in accuracy values while in the ResNet 50 model the performance results tend to have accuracy values lower.



a

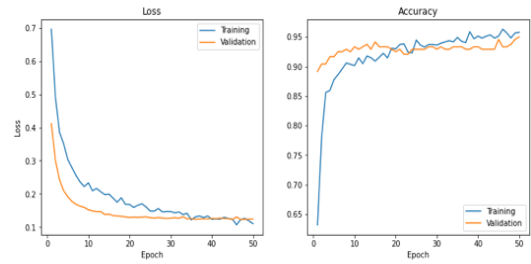


b

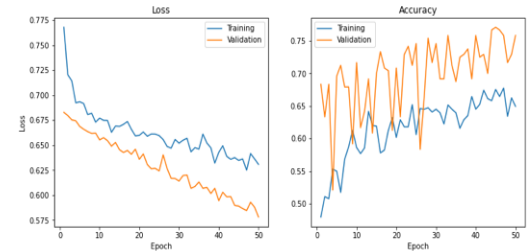


c

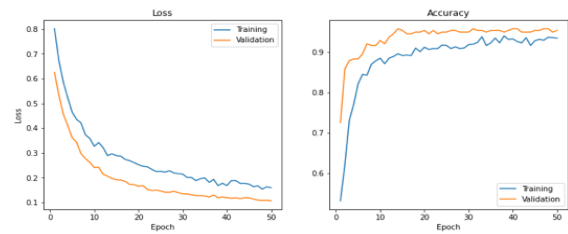
Figure 7. The values of Precision (P), Recall (R), and F-Measure (F1), for the three classification models which include MobileNet V2 (a), ResNet 50 (b), and DenseNet 121(c)



a. MobileNet V2



b. ResNet 50



c. DenseNet 121

Figure 8. Training loss and accuracy validation

The next performance evaluation of the mask detection process is by observing the CPU processing execution time for each algorithm. Figure 9 shows a comparison of the CPU execution time for the MobileNet V2, DenseNet 121, and ResNet 50 algorithms. The results of the execution process show that the MobileNet V2 algorithm has the fastest execution time among other algorithms.

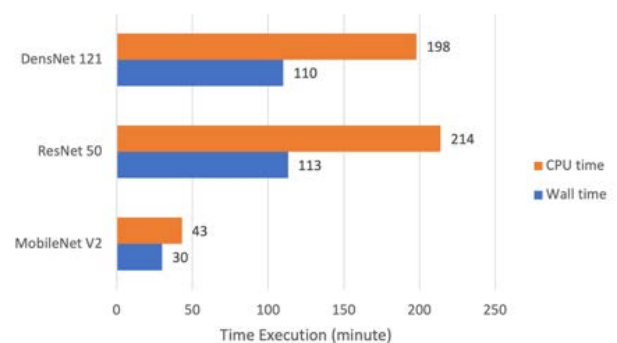


Figure 9. Comparison of the CPU execution time for the MobileNet V2, DenseNet 121, and ResNet 50 algorithms

3.1. Case 2: Detection of Suspected Covid-19

The process of detecting suspected COVID-19 is carried out by first observing the symptoms present in persons affected by COVID-19 which will later become parameters in the classification process. To get the parameters of respiratory symptoms, the RR calculation process is carried out. This RR value will determine a person's breathing pattern, including normal or experiencing respiratory problems. Furthermore, the symptoms of sore throat and fever are observed through changes in temperature in the face and throat area. The dataset used is in the form of video recorded using a thermal camera which is then processed into several frames for observation.

The observation process was carried out by first determining the ROI areas, namely the face area, the nostril area, and the throat area.

Each of these ROI areas will take data on temperature changes as indicated by the histogram image. When there is respiratory activity in the ROI area of the nostrils and mouth, changes will be seen in the histogram which is then extracted into a respiratory signal as shown in Figure 10. The breathing signal is then processed using the MUSIC algorithm to obtain the RR value in bits per minute (BPM).

The process of detecting suspected COVID-19 is carried out using the Deep Neural Network algorithm. The dataset used is in the form of secondary data which has a total of 5434 data. The parameters consist of values for respiratory conditions, sore throat, and fever. The distribution of data for each parameter in the detection of COVID-19 is shown in Figure 11.

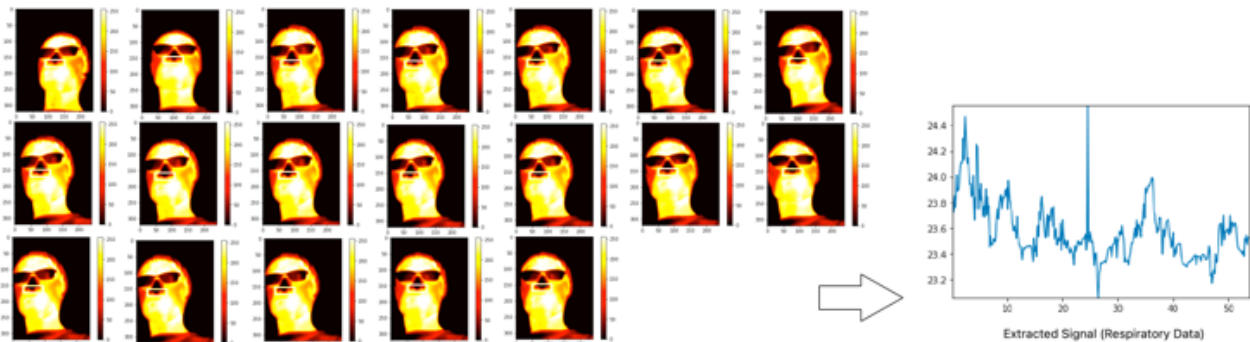


Figure 10. Respiratory activity in the ROI area of the nostrils and mouth will be seen in the histogram

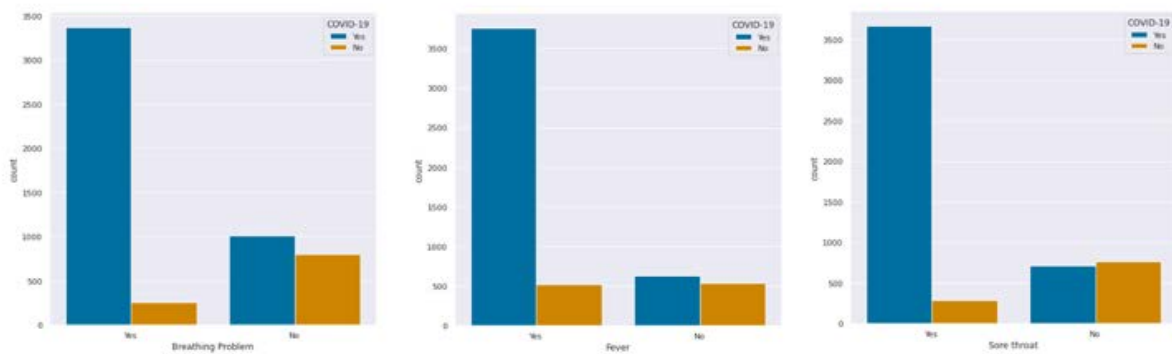


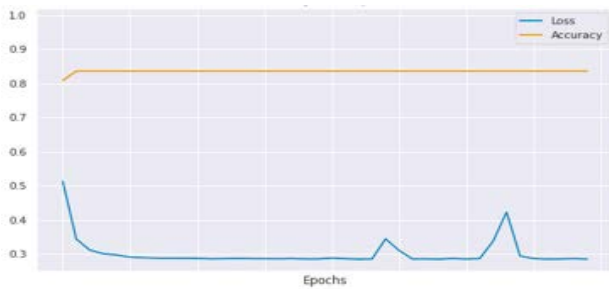
Figure 11. The distribution of data for each parameter in the detection of COVID-19

The process of detecting suspected COVID-19 begins with conducting a training process using the DNN algorithm with the RNN architecture. Several parameters in the architecture have been determined including the number of hidden layers, activation function, learning rate, epoch, batch size, optimizer, and loss function. Figure 12. below shows the parameter configuration of the RNN architecture.

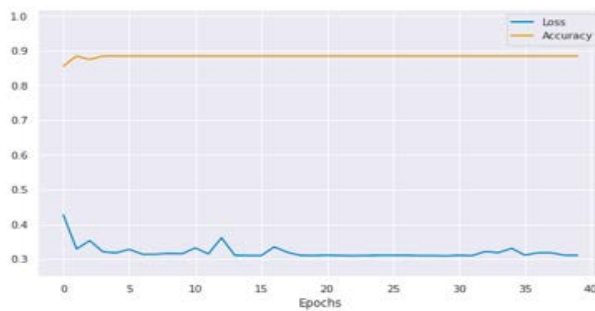
Parameter	RNN
Learning rate	1e-3
Optimizer	Adam
Batch size	256
Loss function	Binary Cross Entropy
Epoch	40
Activation function (100 Hidden Layer)	RELU

Figure 12. Parameter configuration of the RNN architecture

In the classification training process, the data used consists of training data and test data with a ratio of 80% and 20% of the total dataset used. For the initial stage, the classification training process is carried out by comparing the RNN algorithm with the Multi-Layer Perceptron Neural Network (MLP) algorithm. The results of the training classification process show that the RNN algorithm has a higher accuracy value as shown in Figure 13.



a. MLP Neural Network



b. RNN

Figure 13. The results of the training classification process

Furthermore, the performance evaluation of the RNN algorithm will be compared with other classification algorithms. The results of the performance evaluation show that the RNN algorithm has the highest accuracy value, as shown in Figure 14.

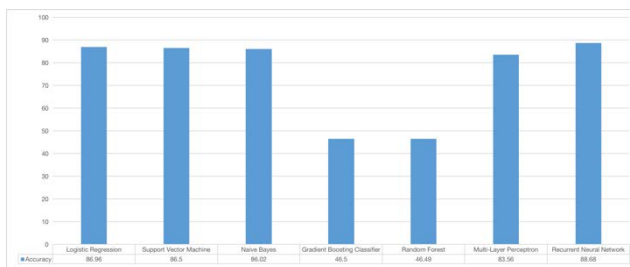


Figure 14. The results of the performance evaluation show that the RNN algorithm

4. Conclusion

This research develops a suspected COVID-19 detection system using thermal image data and the DNN algorithm.

The experimental scenario begins by first detecting the use of masks on the face using the DNN algorithm with the MobileNet V2 architecture. Performance evaluation is carried out by using the confusion matrix and comparing the results with other algorithms, namely ResNet 50 and Dense Net 121. The evaluation results show that the MobileNet V2 and DenseNet 121 algorithms have the same good performance value of 0.95 on accuracy, precision, and recall values, and f-measure. Besides using the confusion matrix, performance evaluation is also carried out by calculating the loss value and accuracy value. The experimental results show that the MobileNet V2 and DenseNet 121 algorithms have the same high-performance values, namely accuracy performance in the training and validation process with a value of 0.94 and loss performance in the training and validation process with a value of 0.15. The next performance evaluation uses the measurement of execution time on the CPU. The test results show that the MobileNet V2 algorithm has the fastest execution time, which is 43 minutes. The next experimental scenario detects suspected COVID-19 using the RNN algorithm. This detection process uses the parameters of respiratory symptoms, sore throat and fever whose values are obtained from thermal image processing. From the results of the performance evaluation, the RNN algorithm has the highest accuracy value compared to other algorithms, namely 88.68%. From the results of these two experimental scenarios, the RNN Algorithm can be proposed as the right algorithm to detect someone suspected of COVID-19.

Acknowledgment

We would like to thank to Semarang State University (UNNES) for their assistance in facilitating research.

References

- [1]. Indrayono, Y. (2021). What Factors Affect Stocks' Abnormal Return during the COVID-19 Pandemic: Data from the Indonesia Stock Exchange. *European Journal of Business and Management Research*, 6(6), 1–11.
- [2]. Huang, C. et al. (2020). Clinical features of patients infected with 2019 novel coronavirus in Wuhan, China. *The Lancet*, 395(10223), 497–506.
- [3]. Boulding, R., Stacey, R., Niven, R., & Fowler, S. J. (2016). Dysfunctional breathing: a review of the literature and proposal for classification. *European Respiratory Review*, 25(141), 287–294.
- [4]. Xu, Z. et al (2020). Pathological findings of COVID-19 associated with acute respiratory distress syndrome. *The Lancet Respiratory Medicine*, 8(4), 420–422.
- [5]. Hu, M.H., Zhai, G.T., Li, D., Fan, Y.Z., Chen, X.H., & Yang, X.K. (2017). Synergetic use of thermal and visible imaging techniques for contactless and unobtrusive breathing measurement. *Journal of Biomedical Optics*, 22(03), 1.

- [6]. Taylor, W., Abbasi, Q. H., Dashtipour, K., Ansari, S., Shah, S. A., Khalid, A., & Imran, M. A. (2020). A Review of the State of the Art in Non-Contact Sensing for COVID-19. *Sensors*, 20(19), 5665.
- [7]. Li, L. et al. (2020). Using Artificial Intelligence to Detect COVID-19 and Community-acquired Pneumonia Based on Pulmonary CT: Evaluation of the Diagnostic Accuracy. *Radiology*, 296(2).
- [8]. Ozturk, T., Talo, M., Yildirim, E. A., Baloglu, U. B., Yildirim, O., & Rajendra Acharya, U. (2020). Automated detection of COVID-19 cases using deep neural networks with X-ray images. *Computers in Biology and Medicine*, 121, 103792.
- [9]. Jiang, Z., Hu, M., Fan, L., Pan, Y., Tang, W., Zhai, G., & Lu, Y. (2020). Combining Visible Light and Infrared Imaging for Efficient Detection of Respiratory Infections such as COVID-19 on Portable Device. *arXiv preprint arXiv:2004.06912*.
- [10]. Silva, T. A. E. D., Silva, L. F. D., Muchaluat-Saade, D. C., & Conci, A. (2020). A Computational Method to Assist the Diagnosis of Breast Disease Using Dynamic Thermography. *Sensors*, 20(14), 3866.
- [11]. Jagadev, P., & Giri, L. I. (2020). Non-contact monitoring of human respiration using infrared thermography and machine learning. *Infrared Physics & Technology*, 104, 103117.
- [12]. Ulhaq, A., Born, J., Khan, A., Gomes, D. P. S., Chakraborty, S., & Paul, M. (2020). COVID-19 Control by Computer Vision Approaches: A Survey. *IEEE Access*, 8, 179437–179456.
- [13]. Nguyen, A. V. et al. (2010). Comparison of 3 infrared thermal detection systems and self-report for mass fever screening. *Emerging Infectious Diseases*, 16(11), 1710–1717.
- [14]. Ogawa, T., Tsukuda, Y., Suzuki, Y., Hiratsuka, S., Inoue, R., & Iwasaki, N. (2022). Utility of thermal image scanning in screening for febrile patients in cold climates. *Journal of Orthopaedic Science*, 27(6), 1333–1337.
- [15]. Silvino, V. O., Gomes, R. B. B., Ribeiro, S. L. G., Moreira, D. D. L., & Santos, M. A. P. dos. (2020). Identifying febrile humans using infrared thermography screening: Possible applications during COVID-19 outbreak. *Revista Contexto & Saúde*, 20(38), 5–9.
- [16]. Negishi, T., Abe, S., Matsui, T., Liu, H., Kurosawa, M., Kirimoto, T., & Sun, G. (2020). Contactless Vital Signs Measurement System Using RGB-Thermal Image Sensors and Its Clinical Screening Test on Patients with Seasonal Influenza. *Sensors (Basel, Switzerland)*, 20(8).
- [17]. Negishi, T., Sun, G., Sato, S., Liu, H., Matsui, T., Abe, S., Nishimura, H., & Kirimoto, T. (2019). Infection Screening System Using Thermography and CCD Camera with Good Stability and Swiftness for Non-contact Vital-Signs Measurement by Feature Matching and MUSIC Algorithm. In *2019 41st Annual International Conference of the IEEE Engineering in Medicine and Biology Society (EMBC)*, 3183–3186.
- [18]. Cho, Y., Julier, S. J., Marquardt, N., & Bianchi-Berthouze, N. (2017). Robust tracking of respiratory rate in high-dynamic range scenes using mobile thermal imaging. *Biomedical Optics Express*, 8(10), 4480–4503.
- [19]. Djuniadi, Iksan, N., Hastawan, A. F., Suni, A. F., Firdaus, A. A., Hidayati, L., Setiawan, D. K., Udayanti, E. D., & Prasetyanto, F. (2022). Face mask detection services of Covid19 monitoring system to maintain a safe environment using deep learning method. *IOP Conference Series: Earth and Environmental Science*, 969(1), 012016.