

**BUKTI KORESPONDENSI ARTIKEL PADA JURNAL
NASIONAL BEREPUTASI**



PENGUSUL

Dr. Bambang Priyono, M.Pd. / NIDN. 0022046011

UNIVERSITAS NEGERI SEMARANG

Yth. Penilai
Pada Usulan PAK


Bersama dengan surat ini, saya bermaksud menyertakan bukti bukti korespondensi proses artikel pada Jurnal Nasional dengan judul “The Nutritional Status Profile of Physical Education Teachers”, yang dimuat pada *JOSSAE (Journal of Sport Science and Education)*, edisi Vol. 8 No. 1, 30 Juni 2023, ISSN(p): 2723-6676, ISSN (e): 2548-4699, hal: 1-10.

Adapun susunan kronologi bukti korespondensi terdiri dari beberapa poin, pada tabel di bawah ini:

No	Tanggal	Aktivitas
1	28 Maret 2023	Pembuatan akun dan submit manuscript, ID file: 76573-1
2	5 April 2023	Pre review dari editor bahwa cek plagiasi menunjukkan hasil 8%
3	5 April 2023	Mendapatkan email dari editor naskah dilanjutkan proses review
4	9 April 2023	Mendapatkan email editor bahwa status “revision required”
5	11 April 2023	Mengirim perbaikan naskah melalui OJS
6	26 April 2023	Dinyatakan “accepted submission” dan mendapat bukti LoA
7	12 Juni 2023	Mendapatkan <i>invoice</i> untuk APC (Article Processing Fee)
8	12 Juni 2023	Membayar APC
9	30 Juni 2023	Terbit dengan alamat link: https://journal.unesa.ac.id/index.php/jossae/article/view/22742/9690

Demikian, agar dapat menjadi periksa.
Terimakasih

Semarang, 13 Juni 2023
Hormat saya,



Dr. Bambang Priyono, M.Pd.

KRONOLOGI KORESPONDENSI PUBLIKASI ARTIKEL PADA JURNAL NASIONAL BEREPUTASI DAN BERFAKTOR DAMPAK

Judul : The Nutritional Status Profile of Physical Education Teachers
Jurnal : *JOSSAE (Journal of Sport Science and Education)*
Volume : 8
Nomor : 1
Tanggal publikasi : 30 Juni 2023
ISSN (p) : 2723-6676
ISSN (e) : 2548-4699
Hal : 1-10
Penerbit : Faculty of Sport and Health Science, Universitas Negeri Surabaya
Akreditasi : **Sinta-2 (2021-2026)**
Penulis : Bambang Priyono (Penulis Pertama & Korespondensi)
Fatkhur Rozi (Penulis Kedua)
Jacklyn Anak Joseph (Penulis Ketiga)

Bukti indexing jurnal:

The screenshot displays the JOSSAE (Journal of Sport Science and Education) website. At the top, it states "JOSSAE (Journal of Sport Science and Education) has been indexed by:" followed by logos for SINTA, Google Scholar, GARUDA, and Dimensions. Below this, there are two sections: "Mailing Address" and "Location".

Mailing Address:
JOSSAE (Journal of Sport Science and Education)
Faculty of Sport Science
Universitas Negeri Surabaya
Lidah Wetan Surabaya 60213
Jawa Timur - Indonesia
email : jossae@unesa.ac.id

Location:
A map showing the location of Universitas Negeri Surabaya, specifically the Faculty of Sport Science and Health Science (Fakultas Ilmu Olahraga / UNESA).

The website header includes the SINTA logo and navigation links: Author, Subjects, Affiliations, Sources, FAQ, WCU, Registration, and Login.

The main content area features the journal title "JOSSAE (JOURNAL OF SPORT SCIENCE AND EDUCATION)" and the affiliation "FAKULTAS ILMU KEOLAHRAGAAN UNIVERSITAS NEGERI SURABAYA". It also displays the ISSN information: P-ISSN : <> E-ISSN : 25484699.

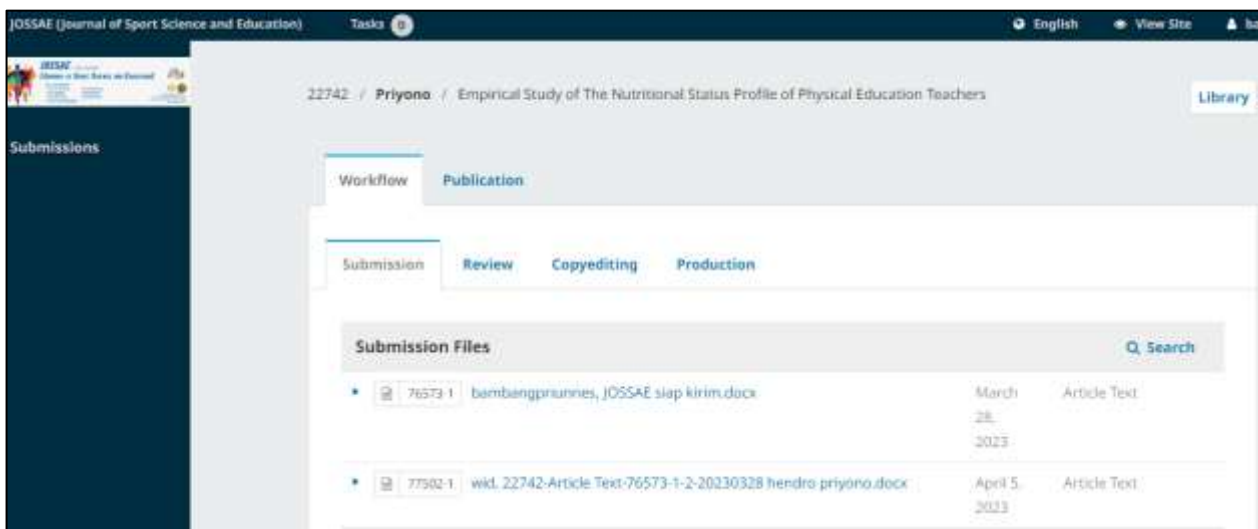
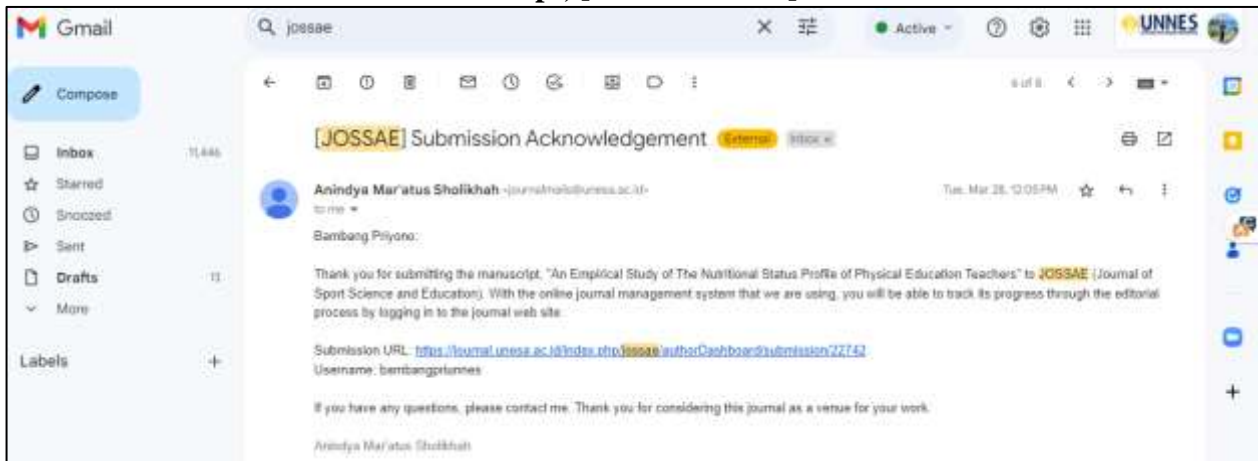
Key performance indicators are shown in three boxes:
- Impact Factor: 4.05
- Google Citations: 824
- Sinta 2 Current Accreditation

Below these are links for Google Scholar, Garuda, Website, and Editor URL.

The "History Accreditation" section shows a timeline from 2018 to 2026. The accreditation status is indicated by colored bars: yellow for 2018-2020, green for 2021-2026, and light green for 2023-2026.

**RINCIAN KRONOLOGI KORESPONDENSI PUBLIKASI
ARTIKEL PADA JURNAL NASIONAL TERAKREDITASI**

Pembuatan akun dan submit manuscript, [28 Maret 2023]



Berikut naskah pertama kali:

An Empirical Study of The Nutritional Status Profile of Physical Education Teachers

Bambang Priyono^{a*}, Fatkhur Rozi^b, Jacklyn Anak Joseph^c

^aUniversitas Negeri Semarang, Indonesia

^bUniversitas Islam Negeri Salatiga, Indonesia

^cUniversiti Putra Malaysia, Malaysia

Correspondence: bambangpriyono@mail.unnes.ac.id

Received:

Accepted:

Published:

Abstract

The purpose of this study was to describe the quality of the physical education teacher's nutritional status and its theoretical impact. The research data is qualitative in nature and is generated from filling out open questionnaires to informants. 124 informants voluntarily filled out the questionnaire and came from various regions in Indonesia, for this reason, informant data was protected. Data analysis was carried out in a qualitative descriptive manner by collecting data, reducing, presenting, verifying, and concluding. The results showed that 1 person was in the underweight category, 71 people were in the healthy weight (normal) category, 27 people were in the overweight category, and 25 people were in the obese category. The conclusions of this study indicate that only 59% of teachers have a healthy weight nutritional status and the rest are in an unhealthy (not ideal) position which will have an impact on their fitness and health levels, as well as showing the performance of personal and professional competencies that has not been maximized.

Keywords: nutritional status; physical education; physical fitness; teacher

1. Introduction

The teacher is one of the important factors for the success of a physical education learning process. The quality of physical education teachers is not only related to pedagogic, cognitive, and practical aspects but also the quality of their health and fitness. A teacher who has a good level of health and fitness will make it easier for him to carry out his professional duties. Conversely, without having good fitness, the teacher will tire easily and be less than optimal in teaching. A low level of physical fitness causes obstacles in working, doing activities, or studying (Winda et al., 2019).

The level of physical fitness is influenced by various factors, including age (Juliansyah et al., 2021), gender (Oktriani et al., 2020), body posture (Kurniansyah, 2020), healthy and clean living (Wahana & Rochmania, 2018), sleep quality (Gunarsa & Wibowo, 2021), physical activity (Putro & Winarno, 2022), and nutritional intake (Yusuf et al., 2020). Body weight and nutritional intake of physical education teachers are factors that are closely related to the quality of their nutritional status. The nutritional status will simply describe the state of body weight and nutritional intake with the nutritional needs it has. If you are in a position of normal nutritional status (healthy weight), then your nutritional intake is balanced with your needs so that your body weight is ideal. Conversely, nutritional intake that is not balanced with nutritional needs will have an impact on abnormal status, namely: underweight or overweight. Even though in certain circumstances it is also influenced by genetic

factors, in general, nutritional status results from calculating a person's weight and height. Meanwhile, body weight is influenced by the difference between nutritional intake and nutritional needs.

Abnormal nutritional status for physical education teachers will pose a threat to their health. These problems can be back pain (Oliveira et al., 2020), blood vessel problems (Dadayeva et al., 2020), heart disease (Sato et al., 2015), and chronic diseases (Pharr et al., 2018) due to risk factors for overweight. While being under weight itself will have a risk impact in the form of bone mineral disease (Bone Mineral Central/BMC) (Coin et al., 2000), bone density, and muscle mass (Lim & Park, 2016). In addition, it is necessary to pay attention to other impacts in the form of poor visualization of the physical image of the physical education teacher. Supposedly, the teacher provides an overview of the ideal body shape to motivate students and is in line with pilots in achieving a good level of physical fitness. The teacher is a prime example, students will have a high level of trust in a teacher who is well-behaved. Meanwhile, if the teacher is obese, students can lack confidence in what is explained in the physical education learning process. Physical education teachers themselves currently have a central role as pioneers as well as supervisors of the healthy and active lifestyle movement in schools (Prusak et al., 2011).

Having a normal nutritional status, which means that you need an ideal body weight, is a reflection of personal and professional competence by physical education teachers. A good physical education teacher will try to display an ideal body profile to show a picture of personality and a level of professionalism appropriate to his profession. The profession as a physical education teacher demands to be able to teach how to have a culture of active movement, have a good level of fitness, have a healthy lifestyle and diet, and cultivate sports through learning to achieve educational goals. One of the manifestations of personal and professional competence is carried out by the teacher by showing an example of having good nutritional status.

Previous research was about nutritional status in athletes which illustrated that it had an impact on the quality of their fitness. Nutritional status has a significant effect on the fitness of badminton athletes during the Covid-19 pandemic (Fitriyana, 2022). Another study described the level of nutritional status and nutritional adequacy of students. The result is that the level of adequacy of energy, protein, fat, and carbohydrates for most of the respondents is in the normal category and has nutritional status in the normal category. Still, the contribution of macronutrients from school lunches (energy, protein, fat, and carbohydrates) does not meet 30% of nutritional needs. a day (Ningtyias et al., 2020). Previous studies described the implementation of research themes on nutritional status in athletes and students. This research is to describe the profile of the physical education teacher's nutritional status, to obtain new data on the quality of the physical education teacher's nutritional status and its theoretical relationship to their health and fitness.

This research is important to provide an empirical study of the nutritional status level profile of physical education teachers. Physical education teachers need normal nutritional status to support the achievement of good physical fitness and have a positive impact on their performance. Although it cannot be generalized broadly to the quality of the nutritional status of physical education teachers throughout Indonesia. However, from the informant's representative data, a small picture was obtained of the nutritional quality of physical education teachers from various regions in Indonesia with data that corresponded to actual reality. Furthermore, this research is important because its position can provide an overview of physical education teachers so that it can be used to motivate themselves in improving self-quality and performance that supports the learning process.

2. Method

This research was carried out using a qualitative method approach by collecting data that is qualitative from the results of the level of nutritional status. Primary data is data obtained directly in the field by researchers and secondary data is supporting data (Kaharuddin, 2021). The primary data of this study was generated from the questionnaires to informants. Independently, informants voluntarily filled in data on weight and height in predetermined units to collecting the Body Mass Index (BMI). Furthermore, researchers took measurements and then analyzed the level of nutritional status. Data analysis was carried out in stages: data was collected, data was reduced, data was presented, data was verified, and concluded. Researchers obtained data from informants through questionnaires, which can be seen in Figure 1. Furthermore, researchers dug up documents from previous research results to be used as secondary data to complement the discussion of primary data results.

The sample was not used in this study so the results cannot be generalized to all physical education teachers in Indonesia. It will only produce a description of the 124 informants who are willing to voluntarily fill in the data. Thus, the identity of the informant is hidden to provide privacy. However, it can be reported that these informants did not only come from one province in Indonesia but from 8 provinces. So that it can still provide a valid and objective picture of the quality of the level of nutritional status of physical education teachers.



Figure 1. Collecting Data

This research resulted in qualitative research using a case study approach to several willing informants, namely: physical education teachers from primary school, secondary school, and higher school levels. The case discussed is about the nutritional status of physical education teachers in Indonesia.

3. Result

The results of this study are qualitative data generated from several informants who are willing to be involved in the research. Informants are willing to fill in the data and are willing to fill in the questionnaire provided by the researcher. Characteristics of informants amounted to 124 people classified according to gender and level of education taught. Informants are physical education teachers with an average teaching experience of more than 5 years and are adults. Informants come from 8 provinces in Indonesia. The classification of informants can be seen in figure 2.

Table 1. The Nutritional Status Classification

Extremely underweight	BMI <17.00
Underweight	17.10- BMI-18.40
Ideal/Healthy weight	18.50- BMI-25.00
Overweight	25.10- BMI-27.00
Obese	BMI>27.00

The results obtained from measuring nutritional status by informants are classified according to the regulations of the Ministry of Health of the Republic of Indonesia (table 1), namely: extremely underweight, underweight, normal, overweight, and obese. The results of the data on the nutritional status of physical education teachers (informants) showed that there were nutritional status results in the abnormal category (under/overweight), differentiated by gender. More details are depicted in Figure 3.

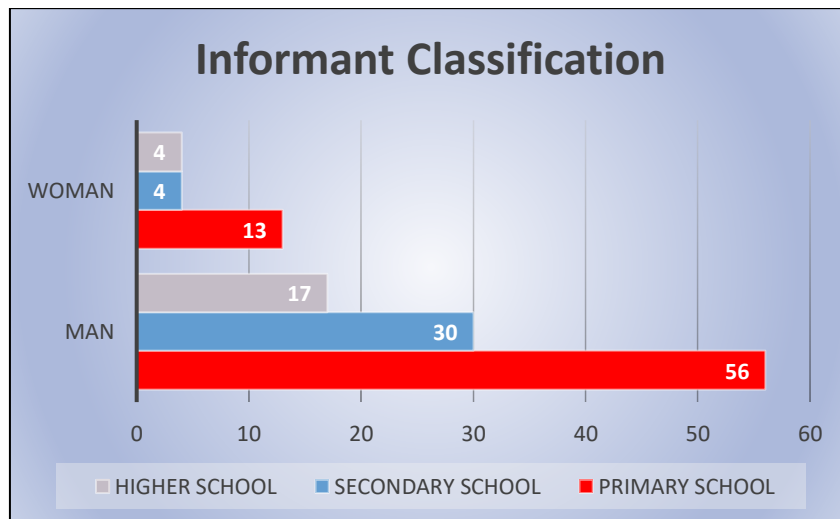


Figure 2. Informant Classification

Informants were dominated by men and the highest frequency was at the primary school level if we look at Figure 2. In general, female informants had normal nutritional status with a total of 57%, only 19% were in the overweight category and 24% were in the obese category. Meanwhile, 57% of the male informants were in the normal category, 22% were in the overweight category, 19% were in the obese category, and the rest were underweight (only 1 person).

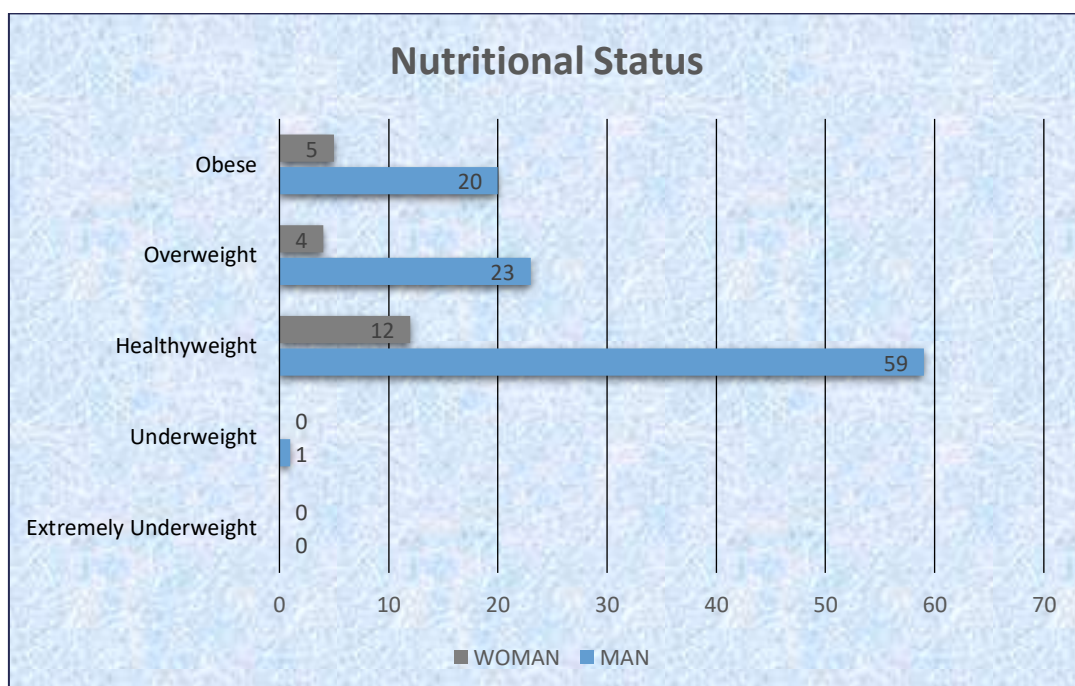


Figure 3. Nutritional Status of The Physical Education Teacher

4. Discussion

Nutritional status describes the state of the human body after consuming food and using its nutrients as a source of energy (Almatsier, 2010). Nutritional status is important for work productivity and the comparison is straight (Ramadhanti, 2020). Good work productivity is needed by physical education teachers whose function is to support learning effectiveness. By fulfilling normal levels of nutritional status, physical education teachers are more productive at work. Also pay attention to the effect of age and nutritional status on work fatigue (Amin et al., 2019). The informant is an adult who is of course over 18 years old, so it is important to pay attention to this. Normal nutritional status is needed according to the health needs of physical education teachers. However, unfortunately, based on the results of this study, only 59% had a normal level of nutritional status (based on calculations in Figure 3).

Abnormal nutritional status categories, including extremely underweight, underweight, overweight, and obese will have an impact on physical education teachers. Various diseases will be at risk. In the case of this study, only one teacher was found in the underweight category (figure 3). Most of the teachers experienced the problem of being overweight with several 27 people and 25 other people experiencing obesity (figure 3). This needs to be considered because up to 41% of teachers in this study experienced nutritional status problems. Teachers who are underweight will be at risk of several diseases. Someone who is underweight is at risk of developing stroke at a young age due to neurological problems (Polivka et al., 2019). Not only that, other risks haunt someone underweight, to the point where it affects their reproduction.

A teacher who is underweight will experience a risk of disease complications such as abnormal nutritional problems resulting in low body fat, low muscle mass, and muscle atrophy (Park et al., 2017), problems due to cardiovascular disorders (Funada et al., 2008), risk of impaired metastatic disease and cancer (Bubnov et al., 2017; Kim et al., 2019), as well as metabolic and microbiome problems (Avishai et al., 2017; Stolzenburg-Veeser & Golubnitschaja, 2018). In other cases, problems with sleep patterns and quality were found (Konieczka et al., 2014; Kunin et al., 2018, 2020), stress levels (Konieczka et al., 2016), and reproductive problems (O'Brien et al., 2017); for example in women the opportunity for ovulatory dysfunction (Witchel & Azziz, 2010). Some of the facts of this previous study illustrate that being underweight needs to be a normal nutritional status. Physical education teachers who are underweight need to pay attention to this (figure 3).

Teachers with above-normal nutritional status (overweight or obese) will also be at risk for their health. The problem for overweight and obese people is the high risk of high blood pressure and diabetes (Azarbal et al., 2016). Furthermore, clinical trials found a positive relationship between overweight and prostate cancer (Zhao et al., 2016). Someone who is overweight is also found to often have problems with the knee joints with the main disease being osteoarthritis (Gustina et al., 2020; Husnah et al., 2019). Obesity causes a decrease in lung compliance, lung volume, and peripheral airway diameter which affects blood volume in the lungs and ventilation perfusion (Berawi & Ningrum, 2017). Overweight and obese increase the risk of Low Back Pain (LBP) (Armiza, 2019). It is clear that ideal nutritional status is needed to avoid various health threats for physical education teachers, especially in this study the results showed that a total of 52 teachers were overweight and obese (figure 3).

Nutritional status for physical education teachers besides playing a role in work productivity and health, also has an impact on their fitness level. Previous research illustrates the strong relevance between nutritional status and nutritional intake on achieving a level of physical fitness (Yusuf et al., 2020). Conversely, other studies explain that the built environment and physical fitness will be related to one's health (Frehlich et al., 2022). Good health through the fulfillment of physical activity will not

only have an impact on fitness, bone health, and nutritional status, but will also have an impact on improving emotional health and social health (Kapoor et al., 2022). Some of these things can support the performance of physical education teachers in teaching.

Another problem that arises for informants with abnormal nutritional status is the problem of personality and professional competence. As a physical education teacher, you must have good personal and professional competence. Personality competence is related to personality abilities, identity as an educator who is a role model for students (Oviyanti, 2017). Meanwhile, professional competence is related to the level of professionalism of teacher work according to their area of expertise (Shidiq et al., 2022). In this condition, a physical education teacher, one of whose main tasks is to make students healthy and fit, of course, must be able to become a role model for these students. Physical education teachers with ideal nutritional status will certainly provide more confidence and motivation for their students to be able to follow the example or material provided in learning (one of which is related to physical fitness). Personal competence (Kartika & Ambara, 2021) and professionals (Krisnawati et al., 2022; Kurniadi et al., 2020) have an influence on student learning motivation.

5. Conclusion and Recommendation

The conclusion that can be drawn from this study is that there are still physical education teachers with nutritional status problems in the underweight, overweight and obese categories. Only 59% have the ideal level of nutritional status. Theoretically and previous empirical data, for physical education teachers who are not in the ideal category will be at risk of experiencing health problems, decreasing fitness levels, and showing profiles of personal competence and professional competence that have not been maximized.

In particular, it was recommended for informants with abnormal levels of nutritional status to adjust their eating patterns and levels of physical activity in order to obtain normal nutritional status and support their fitness levels. In general, other physical education teachers can measure nutritional status regularly and try to keep it in the normal category (healthy weight). Further research can be carried out quantitatively to see the impact of nutritional status on physical fitness (other related variables) for physical education teachers.

Acknowledgement

The authors thank the 124 informants who independently measured nutritional status and voluntarily provided data for analysis in this study.

References

- Almatsier, S. (2010). *Prinsip Dasar Ilmu Gizi*. PT Gramedia Pustaka Utama.
- Amin, M. D., Kawatu, P. A. T., & Amisi, M. D. (2019). Hubungan antara Umur dan Status Gizi dengan Kelelahan Kerja pada Pekerja Lapangan PT Pelabuhan Indonesia IV (Persero) Cabang Bitung. *EBiomedik*, 7(2), 113–117.
<https://ejournal.unsrat.ac.id/v3/index.php/ebiomedik/article/view/24643/24354>
- Armiza, M. (2019). Hubungan Indeks Massa Tubuh Dengan Intensitas Nyeri Punggung Bawah Pada Penderita Low Back Pain Yang Berobat Di Rumah Sakit Sundari Tahun 2018. *Repository Institusi Universitas Sumatera Utara (RI-USU)*.

- Avishai, E., Yeghiazaryan, K., & Golubnitschaja, O. (2017). Impaired wound healing: facts and hypotheses for multi-professional considerations in predictive, preventive and personalised medicine. *EPMA Journal*, 8(1), 23–33. <https://doi.org/10.1007/s13167-017-0081-y>
- Azarbal, F., Stefanick, M. L., Assimes, T. L., Manson, J. E., Bea, J. W., Li, W., Hlatky, M. A., Larson, J. C., LeBlanc, E. S., Albert, C. M., Nassir, R., Martin, L. W., & Perez, M. V. (2016). Lean body mass and risk of incident atrial fibrillation in post-menopausal women. *European Heart Journal*, 37(20), 1606–1613. <https://doi.org/10.1093/eurheartj/ehv423>
- Berawi, K. N., & Ningrum, A. F. (2017). Faktor Risiko Obesitas dan Kejadian Asma. *Majority*, 6(2).
- Bubnov, R., Polivka, J., Zubor, P., Konieczka, K., & Golubnitschaja, O. (2017). “Pre-metastatic niches” in breast cancer: are they created by or prior to the tumour onset? “Flammer Syndrome” relevance to address the question. *EPMA Journal*, 8(2), 141–157. <https://doi.org/10.1007/s13167-017-0092-8>
- Coin, A., Sergi, G., Benincà, P., Lupoli, L., Cinti, G., Ferrara, L., Benedetti, G., Tomasi, G., Pisent, C., & Enzi, G. (2000). Bone mineral density and body composition in underweight and normal elderly subjects. *Osteoporosis International*, 11(12). <https://doi.org/10.1007/s001980070026>
- Dadayeva, V. A., Fedorovich, A. A., Mikhailova, M. A., Kim, O. T., & Drapkina, O. M. (2020). The state of vascular wall in obesity. In *Profilakticheskaya Meditsina* (Vol. 23, Issue 5). <https://doi.org/10.17116/profmed202023051158>
- Fitriyana, N. L. (2022). Hubungan Status Gizi Terhadap Kebugaran Jasmani Atlet PB Rio di Masa Pandemi Covid-19 Desa Bakaran Kulon Juwana Pati. *Seminar Nasional Keindonesiaan (FPIPSKR)*. <https://conference.upgris.ac.id/index.php/snk/article/view/3077>
- Frehlich, L., Christie, C. D., Ronksley, P. E., Turin, T. C., Doyle-Baker, P., & McCormack, G. R. (2022). The neighbourhood built environment and health-related fitness: a narrative systematic review. *International Journal of Behavioral Nutrition and Physical Activity*, 19(1), 124. <https://doi.org/10.1186/s12966-022-01359-0>
- Funada, S., Shimazu, T., Kakizaki, M., Kuriyama, S., Sato, Y., Matsuda-Ohmori, K., Nishino, Y., & Tsuji, I. (2008). Body mass index and cardiovascular disease mortality in Japan: The Ohsaki Study. *Preventive Medicine*, 47(1), 66–70. <https://doi.org/10.1016/j.jpmed.2008.03.010>
- Gunarsa, S. D., & Wibowo, S. (2021). Hubungan Kualitas Tidur Dengan Kebugaran Jasmani Siswa. *Jurnal Pendidikan Jasmani*, 09(01), 43–52.
- Gustina, E., Handani, M. C., & Sirait, A. (2020). Faktor-Faktor yang Mempengaruhi Osteoarthritis Studi Kasus Kontrol Di Rumah Sakit TK II Putri Hijau Medan Tahun 2017. *Excellent Midwifery Journal*, 3(1).
- Husnah, S. E., Andriati, A., Wardhana, T. H., & Awalia, A. (2019). Osteoarthritis Knee Patient with Obesity in Airlangga University Hospital Surabaya. *Jurnal Ilmiah Kesehatan (JIK4)*, 1(2). <https://doi.org/10.36590/jika.v1i2.30>
- Juliansyah, M. A., Sugiyanto, F., & Hita, I. P. A. D. (2021). The Fitness of Middle Age to The Elderly Based on Body Mass Index and Age in The New Normal Era. *Journal Sport Area*, 6(2), 254–262. [https://doi.org/10.25299/SPORTAREA.2021.VOL6\(2\).6362](https://doi.org/10.25299/SPORTAREA.2021.VOL6(2).6362)

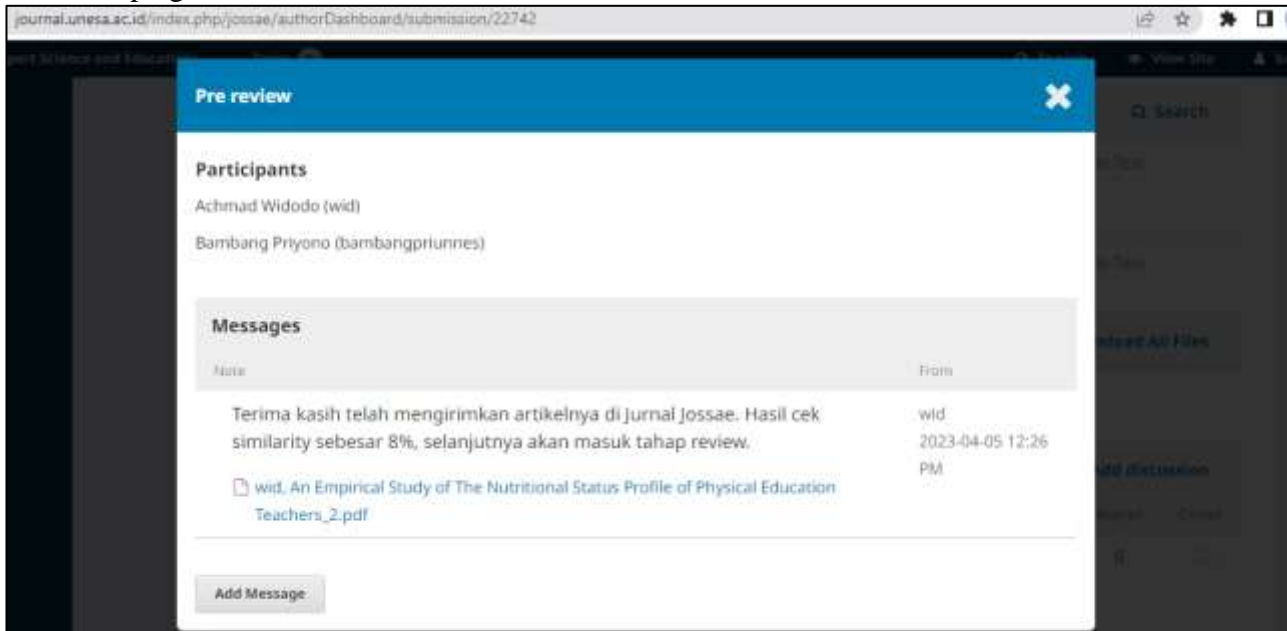
- Kaharuddin, K. (2021). Kualitatif: Ciri dan Karakter Sebagai Metodologi. *Equilibrium: Jurnal Pendidikan*, 9(1), 1–8. <https://doi.org/10.26618/EQUILIBRIUM.V9I1.4489>
- Kapoor, G., Chauhan, P., Singh, G., Malhotra, N., & Chahal, A. (2022). Physical Activity for Health and Fitness: Past, Present and Future. *Journal of Lifestyle Medicine*, 12(1), 9–14. <https://doi.org/10.15280/jlm.2022.12.1.9>
- Kartika, N. K., & Ambara, D. P. (2021). Kompetensi Kepribadian dan Motivasi Mengajar Berpengaruh Terhadap Kinerja Guru PAUD. *Jurnal Pendidikan Anak Usia Dini Undiksha*, 9(3), 381. <https://doi.org/10.23887/paud.v9i3.39952>
- Kim, J. H., Yoon, K. H., Hur, H., Park, S., Kim, J. Y., Park, H. S., Kim, S. I., Cho, Y. U., & Park, B.-W. (2019). Prevalence of breast cancer-related risk factors in underweight premenopausal women: the Korea National Health and Nutrition Examination Survey IV–VI. *Breast Cancer Research and Treatment*, 174(2), 515–524. <https://doi.org/10.1007/s10549-018-05091-x>
- Konieczka, K., Koch, S., Schoetzau, A., & Todorova, M. (2016). Increased Prevalence of Flammer Syndrome in Patients with Retinitis Pigmentosa. *Klinische Monatsblätter Für Augenheilkunde*, 233(04), 448–452. <https://doi.org/10.1055/s-0041-111802>
- Konieczka, K., Ritch, R., Traverso, C. E., Kim, D. M., Kook, M. S., Gallino, A., Golubnitschaja, O., Erb, C., Reitsamer, H. A., Kida, T., Kurysheva, N., & Yao, K. (2014). Flammer syndrome. *EPMA Journal*, 5(1), 11. <https://doi.org/10.1186/1878-5085-5-11>
- Krisnawati, K., Yulaeha, S., & Budiastira, K. (2022). Pengaruh Kompetensi Pedagogik dan Profesional Guru Terhadap Motivasi Belajar Peserta Didik Sekolah Dasar. *Jurnal Basicedu*, 6(1), 1116–1124. <https://doi.org/10.31004/basicedu.v6i1.2181>
- Kunin, A., Polivka, J., Moiseeva, N., & Golubnitschaja, O. (2018). “Dry mouth” and “Flammer” syndromes—neglected risks in adolescents and new concepts by predictive, preventive and personalised approach. *EPMA Journal*, 9(3), 307–317. <https://doi.org/10.1007/s13167-018-0145-7>
- Kunin, A., Sargheini, N., Birkenbihl, C., Moiseeva, N., Fröhlich, H., & Golubnitschaja, O. (2020). Voice perturbations under the stress overload in young individuals: phenotyping and suboptimal health as predictors for cascading pathologies. *EPMA Journal*, 11(4), 517–527. <https://doi.org/10.1007/s13167-020-00229-8>
- Kurniadi, A., Popoi, I., & Mahmud, M. (2020). Pengaruh Kompetensi Profesional Guru Terhadap Motivasi Belajar Siswa. *Jambura Economic Education Journal*, 2(1). <https://doi.org/10.37479/jeej.v2i1.4425>
- Kurniansyah, M. R. T. (2020). Hubungan Antropometri Dengan Kebugaran Jasmani Pemain Sepakbola SMA. *Jurnal Cerdas Sifa Pendidikan*, 9(1).
- Lim, J., & Park, H. S. (2016). Relationship between underweight, bone mineral density and skeletal muscle index in premenopausal Korean women. *International Journal of Clinical Practice*, 70(6). <https://doi.org/10.1111/ijcp.12801>
- Ningtyias, F. W., Fiamanatilah, R. F., & Rohmawati, N. R. (2020). Kontribusi Zat Gizi Makan Siang Sekolah dan Kecukupan Gizi Terhadap Status Gizi Siswa di SD Al-Furqan Jember. *Buletin Penelitian Sistem Kesehatan*, 22(4), 265–271. <https://doi.org/10.22435/hsr.v22i4.1297>

- O'Brien, K. M., Whelan, D. R., Sandler, D. P., Hall, J. E., & Weinberg, C. R. (2017). Predictors and long-term health outcomes of eating disorders. *PLOS ONE*, *12*(7), e0181104. <https://doi.org/10.1371/journal.pone.0181104>
- Oktriani, S., Kusmaedi, N., Daniel Ray, H. R., & Setiawan, A. (2020). Perbedaan Jenis Kelamin, Usia, dan Body Mass Index (BMI) Hubungannya dengan Kebugaran Jasmani Lanjut Usia. *Jurnal Terapan Ilmu Keolahragaan*, *5*(1), 28–40. <https://doi.org/10.17509/jtikor.v5i1.24895>
- Oliveira, C. V. de A., de Souza, D. E., Magalhães, A. G., da Silva, J. P. C., & Correia, G. N. (2020). Prevalence and factors associated with chronic back problem in women of childbearing age. *Ciencia e Saude Coletiva*, *25*(3). <https://doi.org/10.1590/1413-81232020253.15522018>
- Oviyanti, F. (2017). Urgensi Kecerdasan Interpersonal Bagi Guru. *Tadrib: Jurnal Pendidikan Agama Islam*, *3*(1), 75. <https://doi.org/10.19109/Tadrib.v3i1.1384>
- Park, D., Lee, J.-H., & Han, S. (2017). Underweight. *Medicine*, *96*(48), e8769. <https://doi.org/10.1097/MD.00000000000008769>
- Pharr, J. R., Coughenour, C. A., & Bungum, T. J. (2018). An assessment of the relationship of physical activity, obesity, and chronic diseases/conditions between active/obese and sedentary/normal weight American women in a national sample. *Public Health*, *156*. <https://doi.org/10.1016/j.puhe.2017.12.013>
- Polivka, J., Polivka, J., Pesta, M., Rohan, V., Celedova, L., Mahajani, S., Topolcan, O., & Golubnitschaja, O. (2019). Risks associated with the stroke predisposition at young age: facts and hypotheses in light of individualized predictive and preventive approach. *EPMA Journal*, *10*(1), 81–99. <https://doi.org/10.1007/s13167-019-00162-5>
- Prusak, K., Graser, S. V., Pennington, T., Zandrea, M., Wilkinson, C., & Hager, R. (2011). A Critical Look at Physical Education and What Must Be Done to Address Obesity Issues. *Journal of Physical Education, Recreation & Dance*, *82*(4), 39–46. <https://doi.org/10.1080/07303084.2011.10598613>
- Putro, B., & Winarno, M. (2022). Analisis Aktivitas Fisik dan Status Gizi Terhadap Kebugaran Jasmani Junior High School: Literature Review. *Sport Science and Health*, *4*(1), 1–11. <https://doi.org/10.17977/um062v4i12022p1-11>
- Ramadhanti, A. A. (2020). Status Gizi dan Kelelahan terhadap Produktivitas Kerja. *Jurnal Ilmiah Kesehatan Sandi Husada*, *11*(1), 213–218. <https://akper-sandikarsa.e-journal.id/JIKSH/article/view/251/209>
- Sato, Y., Fujimoto, S., Konta, T., Iseki, K., Moriyama, T., Yamagata, K., Tsuruya, K., Kimura, K., Narita, I., Kondo, M., Asahi, K., Kurahashi, I., Ohashi, Y., & Watanabe, T. (2015). Significance of estimated glomerular filtration rate in predicting brain or heart attacks in obese and non-obese populations. *Clinical and Experimental Nephrology*, *19*(5). <https://doi.org/10.1007/s10157-014-1062-2>
- Shidiq, A. A. P., Rozi, F., & Purnama, Y. (2022). Professional Competency Analysis of Physical Education Teachers at The Level of Private Madrasah Ibtidaiyah Based on Government Regulation Number 19 of 2017. *Al-Aulad: Journal of Islamic Primary Education*, *5*(2), 103–112. <https://doi.org/10.15575/al-aulad.v5i2.20001>

- Stolzenburg-Veeser, L., & Golubnitschaja, O. (2018). Mini-encyclopaedia of the wound healing - Opportunities for integrating multi-omic approaches into medical practice. *Journal of Proteomics*, 188, 71–84. <https://doi.org/10.1016/j.jprot.2017.07.017>
- Wahana, S., & Rochmania, A. (2018). Hubungan Hidup Bersih dan Sehat dengan Tingkat Kebugaran Jasmani Siswa Kelas X di SMAN 2 Lamongan. *JOSSAE (Journal of Sport Science and Education)*, 3(2), 103–111. <https://doi.org/10.26740/JOSSAE.V3N2.P103-111>
- Winda, N., Purba, S., & Yunis Bangun, S. (2019). Tingkat Kebugaran Jasmani Siswa SMP Negeri Se-Kecamatan Bosar Maligas Kabupaten Simalungun Provinsi Sumatera Utara. *JOSSAE (Journal of Sport Science and Education)*, 4(1), 30–35. <https://doi.org/10.26740/JOSSAE.V4N1.P30-35>
- Witchel, S. F., & Azziz, R. (2010). Nonclassic Congenital Adrenal Hyperplasia. *International Journal of Pediatric Endocrinology*, 2010, 1–11. <https://doi.org/10.1155/2010/625105>
- Yusuf, K. A. M., Nurcahyo, P. J., & Festiawan, R. (2020). Hubungan Status Gizi dan Asupan Energi dengan Tingkat Kebugaran Jasmani. *Jurnal Ilmu Keolahragaan*, 19(1), 76–83. <https://jurnal.unimed.ac.id/2012/index.php/JIK/article/view/18458>
- Zhao, J., Stockwell, T., Roemer, A., & Chikritzhs, T. (2016). Is alcohol consumption a risk factor for prostate cancer? A systematic review and meta-analysis. *BMC Cancer*, 16(1), 845. <https://doi.org/10.1186/s12885-016-2891-z>

Pre-review dari editor [5 April 2023]

- Hasil cek plagiasi 8%



The screenshot shows a web browser window with the URL `journal.unesa.ac.id/index.php/jossae/authorDashboard/submission/22742`. A modal window titled "Pre review" is open, displaying the following information:

Participants
Achmad Widodo (wid)
Bambang Priyono (bambangpriyunes)

Messages

From	From
Terima kasih telah mengirimkan artikelnya di Jurnal Jossae. Hasil cek similarity sebesar 8%, selanjutnya akan masuk tahap review.	wid 2023-04-05 12:26 PM
wid_An Empirical Study of The Nutritional Status Profile of Physical Education Teachers_2.pdf	

At the bottom of the modal, there is an "Add Message" button.

An Empirical Study of The Nutritional Status Profile of Physical Education Teachers

by Hendro Priyono

Submission date: 05-Apr-2023 12:23PM (UTC+0700)

Submission ID: 2056356882

File name: Article_Text-76573-1-2-20230328_hendro_priyono_cek_turnitin.docx (732.1K)

Word count: 2722

Character count: 15098

An Empirical Study of The Nutritional Status Profile of Physical Education Teachers **2**

Abstract

6 The purpose of this study was to describe the quality of the physical education teacher's nutritional status and its theoretical impact. The research data is qualitative in nature and is generated from filling out open questionnaires to informants. 124 informants voluntarily filled out the questionnaire and came from various regions in Indonesia, for this reason, informant data was protected. Data analysis was carried out in a qualitative descriptive manner by collecting data, reducing, presenting, verifying, and concluding. The results showed that 1 person was in the underweight category, 71 people were in the healthy weight (normal) category, 27 people were in the overweight category, and 25 people were in the obese category. The conclusions of this study indicate that only 59% of teachers have a healthy weight nutritional status and the rest are in an unhealthy (not ideal) position which will have an impact on their fitness and health levels, as well as showing the performance of personal and professional competencies that has not been maximized.

Keywords: nutritional status; physical education; physical fitness; teacher

1. Introduction

The teacher is one of the important factors for the success of a physical education learning process. The quality of physical education teachers is not only related to pedagogic, cognitive, and practical aspects but also the quality of their health and fitness. A teacher who has a good level of health and fitness will make it easier for him to carry out his professional duties. Conversely, without having good fitness, the teacher will tire easily and be less than optimal in teaching. A low level of physical fitness causes obstacles in working, doing activities, or studying (Winda et al., 2019).

The level of physical fitness is influenced by various factors, including age (Juliansyah et al., 2021), gender (Oktriani et al., 2020), body posture (Kurniansyah, 2020), healthy and clean living (Wahana & Rochmania, 2018), sleep quality (Gunarsa & Wibowo, 2021), physical activity (Putro & Winarno, 2022), and nutritional intake (Yusuf et al., 2020). Body weight and nutritional intake of physical education teachers are factors that are closely related to the quality of their nutritional status. The nutritional status will simply describe the state of body weight and nutritional intake with the nutritional needs it has. If you are in a position of normal nutritional status (healthy weight), then your nutritional intake is balanced with your needs so that your body weight is ideal. Conversely, nutritional intake that is not balanced with nutritional needs will have an impact on abnormal status, namely: underweight or overweight. Even though in certain circumstances it is also influenced by genetic factors, in general, nutritional status results from calculating a person's weight and height. Meanwhile, body weight is influenced by the difference between nutritional intake and nutritional needs.

Abnormal nutritional status for physical education teachers will pose a threat to their health. These problems can be back pain (Oliveira et al., 2020), blood vessel problems (Dadayeva et al., 2020), heart disease (Sato et al., 2015), and chronic diseases (Pharr et al., 2018) due to risk factors for overweight. While being under weight itself will have a risk impact in the form of bone mineral disease (Bone

Mineral (Central/BMC) (Coin et al., 2000), bone density, and muscle mass (Lim & Park, 2016). In addition, it is necessary to pay attention to other impacts in the form of poor visualization of the physical image of the physical education teacher. Supposedly, the teacher provides an overview of the ideal body shape to motivate students and is in line with pilots in achieving a good level of physical fitness. The teacher is a prime example, students will have a high level of trust in a teacher who is well-behaved. Meanwhile, if the teacher is obese, students can lack confidence in what is explained in the physical education learning process. Physical education teachers themselves currently have a central role as pioneers as well as supervisors of the healthy and active lifestyle movement in schools (Prusak et al., 2011).

Having a normal nutritional status, which means that you need an ideal body weight, is a reflection of personal and professional competence by physical education teachers. A good physical education teacher will try to display an ideal body profile to show a picture of personality and a level of professionalism appropriate to his profession. The profession as a physical education teacher demands to be able to teach how to have a culture of active movement, have a good level of fitness, have a healthy lifestyle and diet, and cultivate sports through learning to achieve educational goals. One of the manifestations of personal and professional competence is carried out by the teacher by showing an example of having good nutritional status.

Previous research was about nutritional status in athletes which illustrated that it had an impact on the quality of their fitness. Nutritional status has a significant effect on the fitness of badminton athletes during the Covid-19 pandemic (Fitriyana, 2022). Another study described the level of nutritional status and nutritional adequacy of students. The result is that the level of adequacy of energy, protein, fat, and carbohydrates for most of the respondents is in the normal category and has nutritional status in the normal category. Still, the contribution of macronutrients from school lunches (energy, protein, fat, and carbohydrates) does not meet 30% of nutritional needs a day (Ningtyias et al., 2020). Previous studies described the implementation of research themes on nutritional status in athletes and students. This research is to describe the profile of the physical education teacher's nutritional status, to obtain new data on the quality of the physical education teacher's nutritional status and its theoretical relationship to their health and fitness.

This research is important to provide an empirical study of the nutritional status level profile of physical education teachers. Physical education teachers need normal nutritional status to support the achievement of good physical fitness and have a positive impact on their performance. Although it cannot be generalized broadly to the quality of the nutritional status of physical education teachers throughout Indonesia. However, from the informant's representative data, a small picture was obtained of the nutritional quality of physical education teachers from various regions in Indonesia with data that corresponded to actual reality. Furthermore, this research is important because its position can provide an overview of physical education teachers so that it can be used to motivate themselves in improving self-quality and performance that supports the learning process.

2. Method

This research was carried out using a qualitative method approach by collecting data that is qualitative from the results of the level of nutritional status. Primary data is data obtained directly in the field by researchers and secondary data is supporting data (Kaharuddin, 2021). The primary data of this study was generated from the questionnaires to informants. Independently, informants voluntarily filled in data on weight and height in predetermined units to collecting the Body Mass Index (BMI). Furthermore, researchers took measurements and then analyzed the level of nutritional status. Data analysis was carried out in stages: data was collected, data was reduced, data was presented, data was verified, and concluded. Researchers obtained data from informants through questionnaires, which

can be seen in Figure 1. Furthermore, researchers dug up documents from previous research results to be used as secondary data to complement the discussion of primary data results.

The sample was not used in this study so the results cannot be generalized to all physical education teachers in Indonesia. It will only produce a description of the 124 informants who are willing to voluntarily fill in the data. Thus, the identity of the informant is hidden to provide privacy. However, it can be reported that these informants did not only come from one province in Indonesia but from 8 provinces. So that it can still provide a valid and objective picture of the quality of the level of nutritional status of physical education teachers.



Figure 1. Collecting Data

This research resulted in qualitative research using a case study approach to several willing informants, namely: physical education teachers from primary school, secondary school, and higher school levels. The case discussed is about the nutritional status of physical education teachers in Indonesia.

3. Result

The results of this study are qualitative data generated from several informants who are willing to be involved in the research. Informants are willing to fill in the data and are willing to fill in the questionnaire provided by the researcher. Characteristics of informants amounted to 124 people classified according to gender and level of education taught. Informants are physical education teachers with an average teaching experience of more than 5 years and are adults. Informants come from 8 provinces in Indonesia. The classification of informants can be seen in figure 2.

Table 1. The Nutritional Status Classification

Extremely underweight	BMI <17.00
Underweight	17.10- BMI-18.40
Ideal/Healthy weight	18.50- BMI-25.00
Overweight	25.10- BMI-27.00
Obese	BMI >27.00

The results obtained from measuring nutritional status by informants are classified according to the regulations of the Ministry of Health of the Republic of Indonesia (table 1), namely: extremely underweight, underweight, normal, overweight, and obese. The results of the data on the nutritional status of physical education teachers (informants) showed that there were nutritional status results in the abnormal category (under/overweight), differentiated by gender. More details are depicted in Figure 3.

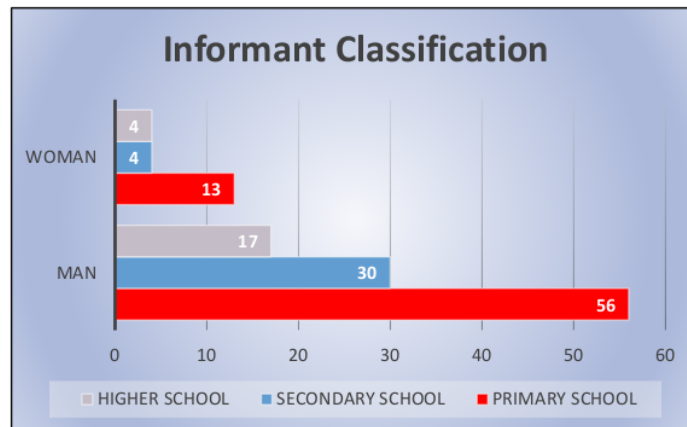


Figure 2. Informant Classification

Informants were dominated by men and the highest frequency was at the primary school level if we look at Figure 2. In general, female informants had normal nutritional status with a total of 57%, only 19% were in the overweight category and 24% were in the obese category. Meanwhile, 57% of the male informants were in the normal category, 22% were in the overweight category, 19% were in the obese category, and the rest were underweight (only 1 person).

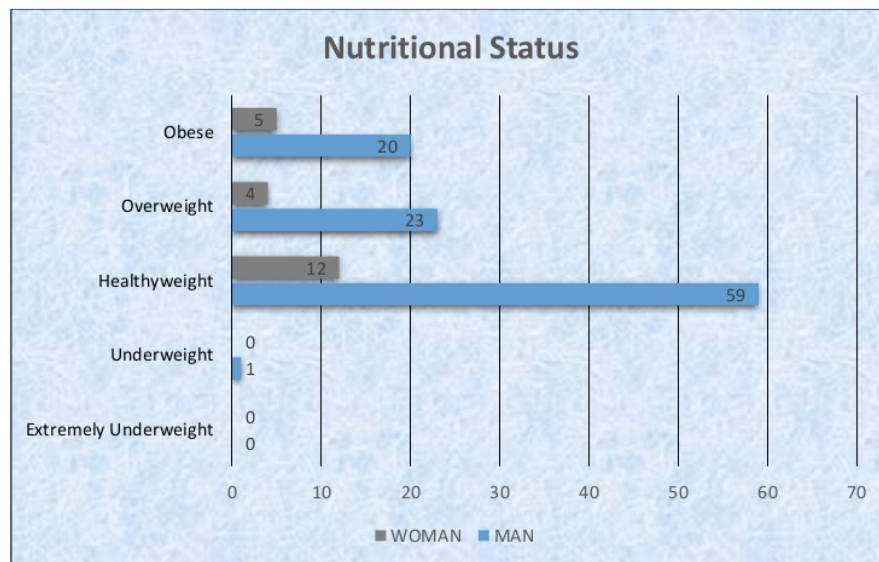


Figure 3. Nutritional Status of The Physical Education Teacher

4. Discussion

Nutritional status describes the state of the human body after consuming food and using its nutrients as a source of energy (Almatsier, 2010). Nutritional status is important for work productivity and the comparison is straight (Ramadhanti, 2020). Good work productivity is needed by physical education teachers whose function is to support learning effectiveness. By fulfilling normal levels of nutritional

status, physical education teachers are more productive at work. Also pay attention to the effect of age and nutritional status on work fatigue (Amin et al., 2019). The informant is an adult who is of course over 18 years old, so it is important to pay attention to this. Normal nutritional status is needed according to the health needs of physical education teachers. However, unfortunately, based on the results of this study, only 59% had a normal level of nutritional status (based on calculations in Figure 3).

Abnormal nutritional status categories, including extremely underweight, underweight, overweight, and obese will have an impact on physical education teachers. Various diseases will be at risk. In the case of this study, only one teacher was found in the underweight category (figure 3). Most of the teachers experienced the problem of being overweight with several 27 people and 25 other people experiencing obesity (figure 3). This needs to be considered because up to 41% of teachers in this study experienced nutritional status problems. Teachers who are underweight will be at risk of several diseases. Someone who is underweight is at risk of developing stroke at a young age due to neurological problems (Polivka et al., 2019). Not only that, other risks haunt someone underweight, to the point where it affects their reproduction.

A teacher who is underweight will experience a risk of disease complications such as abnormal nutritional problems resulting in low body fat, low muscle mass, and muscle atrophy (Park et al., 2017), problems due to cardiovascular disorders (Funada et al., 2008), risk of impaired metastatic disease and cancer (Bubnov et al., 2017; Kim et al., 2019), as well as metabolic and microbiome problems (Avishai et al., 2017; Stolzenburg-Veeser & Golubnitschaja, 2018). In other cases, problems with sleep patterns and quality were found (Konieczka et al., 2014; Kunin et al., 2018, 2020), stress levels (Konieczka et al., 2016), and reproductive problems (O'Brien et al., 2017); for example in women the opportunity for ovulatory dysfunction (Witchel & Azziz, 2010). Some of the facts of this previous study illustrate that being underweight needs to be a normal nutritional status. Physical education teachers who are underweight need to pay attention to this (figure 3).

Teachers with above-normal nutritional status (overweight or obese) will also be at risk for their health. The problem for overweight and obese people is the high risk of high blood pressure and diabetes (Azarbal et al., 2016). Furthermore, clinical trials found a positive relationship between overweight and prostate cancer (Zhao et al., 2016). Someone who is overweight is also found to often have problems with the knee joints with the main disease being osteoarthritis (Gustina et al., 2020; Husnah et al., 2019). Obesity causes a decrease in lung compliance, lung volume, and peripheral airway diameter which affects blood volume in the lungs and ventilation perfusion (Berawi & Ningrum, 2017). Overweight and obese increase the risk of Low Back Pain (LBP) (Armiza, 2019). It is clear that ideal nutritional status is needed to avoid various health threats for physical education teachers, especially in this study the results showed that a total of 52 teachers were overweight and obese (figure 3).

Nutritional status for physical education teachers besides playing a role in work productivity and health, also has an impact on their fitness level. Previous research illustrates the strong relevance between nutritional status and nutritional intake on achieving a level of physical fitness (Yusuf et al., 2020). Conversely, other studies explain that the built environment and physical fitness will be related to one's health (Frehlich et al., 2022). Good health through the fulfillment of physical activity will not only have an impact on fitness, bone health, and nutritional status, but will also have an impact on improving emotional health and social health (Kapoor et al., 2022). Some of these things can support the performance of physical education teachers in teaching.

Another problem that arises for informants with abnormal nutritional status is the problem of personality and professional competence. As a physical education teacher, you must have good

personal and professional competence. Personality competence is related to personality abilities, identity as an educator who is a role model for students (Oviyanti, 2017). Meanwhile, professional competence is related to the level of professionalism of teacher work according to their area of expertise (Shidiq et al., 2022). In this condition, a physical education teacher, one of whose main tasks is to make students healthy and fit, of course, must be able to become a role model for these students. Physical education teachers with ideal nutritional status will certainly provide more confidence and motivation for their students to be able to follow the example or material provided in learning (one of which is related to physical fitness). Personal competence (Kartika & Ambara, 2021) and professionals (Krisnawati et al., 2022; Kurniadi et al., 2020) have an influence on student learning motivation.

5. Conclusion and Recommendation

The conclusion that can be drawn from this study is that there are still physical education teachers with nutritional status problems in the underweight, overweight and obese categories. Only 59% have the ideal level of nutritional status. Theoretically and previous empirical data, for physical education teachers who are not in the ideal category will be at risk of experiencing health problems, decreasing fitness levels, and showing profiles of personal competence and professional competence that have not been maximized.

In particular, it was recommended for informants with abnormal levels of nutritional status to adjust their eating patterns and levels of physical activity in order to obtain normal nutritional status and support their fitness levels. In general, other physical education teachers can measure nutritional status regularly and try to keep it in the normal category (healthy weight). Further research can be carried out quantitatively to see the impact of nutritional status on physical fitness (other related variables) for physical education teachers.

Acknowledgement

The authors thank the 124 informants who independently measured nutritional status and voluntarily provided data for analysis in this study.

References

An Empirical Study of The Nutritional Status Profile of Physical Education Teachers

ORIGINALITY REPORT

8%

SIMILARITY INDEX

4%

INTERNET SOURCES

2%

PUBLICATIONS

7%

STUDENT PAPERS

PRIMARY SOURCES

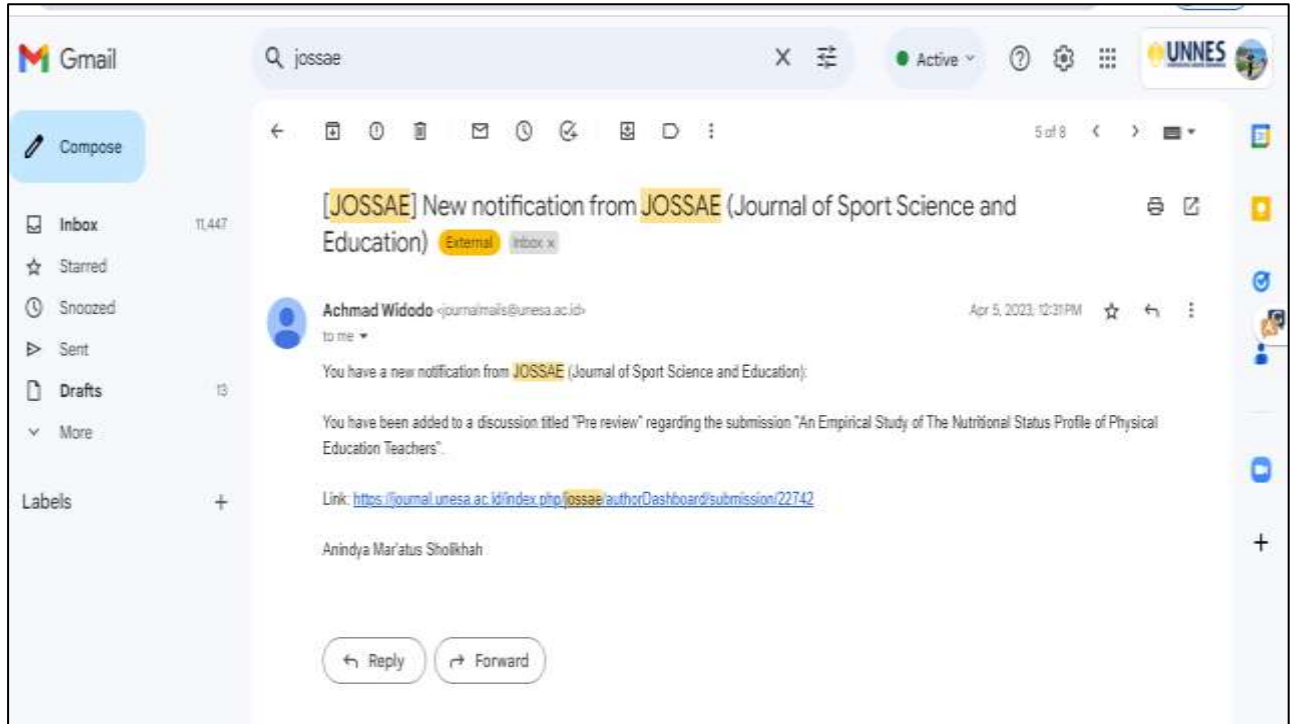
1	Submitted to Universitas Negeri Surabaya The State University of Surabaya Student Paper	7%
2	ro.uow.edu.au Internet Source	<1%
3	longislandholisticdoctor.com Internet Source	<1%
4	zbw.eu Internet Source	<1%
5	journal.unesa.ac.id Internet Source	<1%
6	libres.uncg.edu Internet Source	<1%

Exclude quotes Off

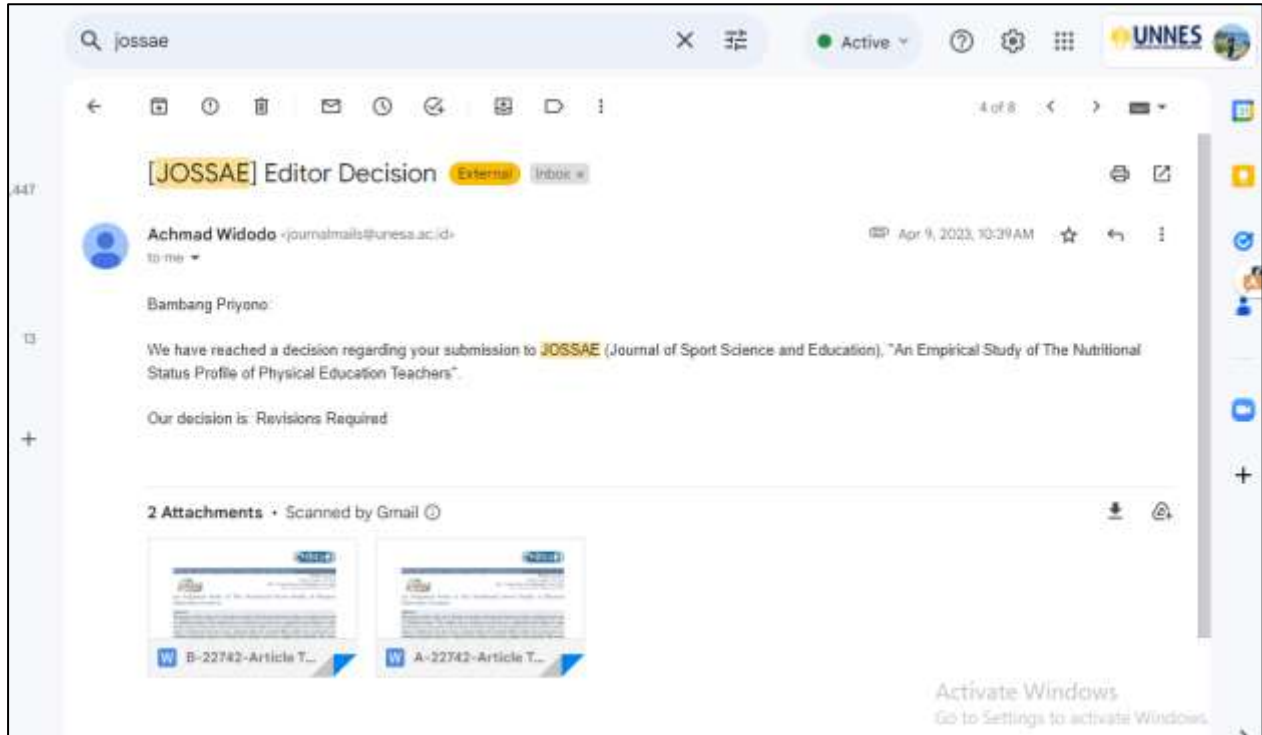
Exclude matches Off

Exclude bibliography Off

Mendapatkan e-mail dari Editor lanjut proses review [5 April 2023]



Mendapatkan email editor bahwa status “revision required” [9 April 2023]



Reviewer 1:

<p style="text-align: center;"></p> <p style="text-align: center;">JOSSAE (Journal of Sport Science and Education)</p> <p style="text-align: center;"></p> <p style="text-align: center;"># OPEN ACCESS E-ISSN Online: 2548-4699 http://journal.unesa.ac.id/index.php/jossae/index http://dx.doi.org/10.26740/jossae.unesa</p> <p style="text-align: center;">An Empirical Study of The Nutritional Status Profile of Physical Education Teachers</p> <p>Abstract The purpose of this study was to describe the quality of the physical education teacher's nutritional status and its theoretical impact. The research data is qualitative in nature and is generated from filling out open questionnaires to informants. 124 informants voluntarily filled out the questionnaire and came from various regions in Indonesia, for this reason, informant data was protected. Data analysis was carried out in a qualitative descriptive manner by collecting data, reducing, presenting, verifying, and concluding. The results showed that 1 person was in the underweight category, 71 people were in the healthy weight (normal) category, 27 people were in the overweight category, and 25 people were in the obese category. The conclusions of this study indicate that only 59% of teachers have a healthy weight nutritional status and the rest are in an unhealthy (not ideal) position which will have an impact on their fitness and health levels, as well as showing the performance of personal and professional competencies that has not been maximized.</p> <p>Keywords: nutritional status; physical education; physical fitness; teacher</p> <p>1. Introduction</p> <p>The teacher is one of the important factors for the success of a physical education learning process. The quality of physical education teachers is not only related to pedagogic, cognitive, and practical aspects but also the quality of their health and fitness. A teacher who has a good level of health and fitness will make it easier for him to carry out his professional duties. Conversely, without having good fitness, the teacher will tire easily and be less than optimal in teaching. A low level of physical fitness causes obstacles in working, doing activities, or studying (Winda et al., 2019).</p>	<p>Author What is the Empirical Study? You didn't explain on the background.</p> <p>Author In your research results you explain about BMI, not nutritional status. So you should also explain the relationship between nutritional status and BMI, because actually nutritional status is different from BMI, but BMI can be used to predict nutritional status.</p>
<p>Previous research was about nutritional status in athletes which illustrated that it had an impact on the quality of their fitness. Nutritional status has a significant effect on the fitness of badminton athletes during the Covid-19 pandemic (Fitriyana, 2022). Another study described the level of nutritional status and nutritional adequacy of students. The result is that the level of adequacy of energy, protein, fat, and carbohydrates for most of the respondents is in the normal category and has nutritional status in the normal category. Still, the contribution of macronutrients from school lunches (energy, protein, fat, and carbohydrates) does not meet 30% of nutritional needs a day (Ningtyas et al., 2020). Previous studies described the implementation of research themes on nutritional status in athletes and students. This research is to describe the profile of the physical education teacher's nutritional status, to obtain new data on the quality of the physical education teacher's nutritional status and its theoretical relationship to their health and fitness.</p>	<p>Author Add previous research on the nutritional status of physical education teachers, not athletes. Also provide an explanation why nutritional status is important for a physical education teacher.</p>

This research is important to provide an empirical study of the nutritional status level profile of physical education teachers. Physical education teachers need normal nutritional status to support the achievement of good physical fitness and have a positive impact on **their performance**. Although it cannot be generalized broadly to the quality of the nutritional status of physical education teachers throughout Indonesia. However, from the informant's representative data, a small picture was obtained of the nutritional quality of physical education teachers from various regions in Indonesia with data that corresponded to actual reality. Furthermore, this research is important because its position can provide an overview of physical education teachers so that it can be used to motivate themselves in improving self-quality and performance that supports the learning process.

2. Method

This research was carried out using a qualitative method approach by collecting data that is qualitative from the results of the level of nutritional status. Primary data is data obtained directly in the field by researchers and secondary data is supporting data (Kaharuddin, 2021). The primary data of this study was generated from the questionnaires to informants. Independently, informants voluntarily filled in data on weight and height in predetermined units to collect the Body Mass Index (BMI). Furthermore, researchers took measurements and then analyzed the level of nutritional status. Data analysis was carried out in stages: data was collected, data was reduced, data was presented, data was verified, and concluded. Researchers obtained data from informants through questionnaires, which

Author
What is the relationship between the nutritional status of physical education teachers and their teaching performance? are there any supporting references?

Author
Where do secondary data come from and what is their function in this study?

Author
What questionnaire was used? what is the value of the reliability and validity of the questionnaire you use?



Figure 1. Collecting Data

This research resulted in qualitative research using a case study approach to several willing informants, namely: physical education teachers from primary school, secondary school, and higher school levels. The case discussed is about the nutritional status of physical education teachers in Indonesia.

3. Result

The results of this study are qualitative data generated from several informants who are willing to be involved in the research. Informants are willing to fill in the data and are willing to fill in the questionnaire provided by the researcher. Characteristics of informants amounted to 124 people classified according to gender and level of education taught. Informants are physical education teachers with an average teaching experience of more than 5 years and are adults. Informants come from 5 provinces in Indonesia. The classification of informants can be seen in figure 2.

Table 1. The Nutritional Status Classification

Extremely underweight	BMI <17,00
Underweight	17,10-BMI-18,40
Ideal/Healthy weight	18,50-BMI-25,00
Overweight	25,10-BMI-27,00
Obese	BMI >27,00

The results obtained from measuring nutritional status by informants are classified according to the regulations of the Ministry of Health of the Republic of Indonesia (table 1), namely: extremely underweight, underweight, normal, overweight, and obese. The results of the data on the nutritional status of physical education teachers (informants) showed that there were nutritional status results in the abnormal category (under/overweight), differentiated by gender. More details are depicted in Figure 3.

Author
explain in detail the steps

Author
Show about the character of the respondent, from age, gender, place of residence, and others.

Author
Uraikan warna

Reviewer 2:

<p>JOSSAE (Journal of Sport Science and Education)</p> <p>JOSSAE</p> <p># OPEN ACCESS E-ISSN Online: 2548-4099 http://jurnal.unesa.ac.id/index.php/jossae/index http://dx.doi.org/10.24740/jossae.unesa</p> <h3>An Empirical Study of The Nutritional Status Profile of Physical Education Teachers</h3> <p>Abstract The purpose of this study was to describe the quality of the physical education teacher's nutritional status and its theoretical impact. The research data is qualitative in nature and is generated from filling out open questionnaires to informants. 124 informants voluntarily filled out the questionnaire and came from various regions in Indonesia, for this reason, informant data was protected. Data analysis was carried out in a qualitative descriptive manner by collecting data, reducing, presenting, verifying, and concluding. The results showed that 1 person was in the underweight category, 71 people were in the healthy weight (normal) category, 27 people were in the overweight category, and 25 people were in the obese category. The conclusions of this study indicate that only 59% of teachers have a healthy weight nutritional status and the rest are in an unhealthy (not ideal) position which will have an impact on their fitness and health levels, as well as showing the performance of personal and professional competencies that has not been maximized.</p> <p>Keywords: nutritional status, physical education, physical fitness, teacher</p> <h4>1. Introduction</h4> <p>The teacher is one of the important factors for the success of a physical education learning process. The quality of physical education teachers is not only related to pedagogic, cognitive, and practical aspects but also the quality of their health and fitness. A teacher who has a good level of health and fitness will make it easier for him to carry out his professional duties. Conversely, without having good fitness, the teacher will tire easily and be less than optimal in teaching. A low level of physical fitness causes obstacles in working, doing activities, or studying (Winda et al., 2019).</p>	<p>Markup Area</p> <p>Semant Expand the exposure of problems and solutions, after there is a problem how to solve it.</p>										
<p>Table 1. The Nutritional Status Classification</p> <table border="1"><tr><td>Extremely underweight</td><td>BMI <17.00</td></tr><tr><td>Underweight</td><td>17.10-BMI-18.40</td></tr><tr><td>Ideal/Healthy weight</td><td>18.50-BMI-25.00</td></tr><tr><td>Overweight</td><td>25.10-BMI-27.00</td></tr><tr><td>Obese</td><td>BMI > 27.00</td></tr></table> <p>The results obtained from measuring nutritional status by informants are classified according to the regulations of the Ministry of Health of the Republic of Indonesia (table 1), namely: extremely underweight, underweight, normal, overweight, and obese. The results of the data on the nutritional status of physical education teachers (informants) showed that there were nutritional status results in the abnormal category (under/overweight), differentiated by gender. More details are depicted in Figure 3.</p>	Extremely underweight	BMI <17.00	Underweight	17.10-BMI-18.40	Ideal/Healthy weight	18.50-BMI-25.00	Overweight	25.10-BMI-27.00	Obese	BMI > 27.00	<p>Markup Area</p> <p>Semant Describe the information from the table, not just list it. For example, why is it this in terms of what and what factor is possible. Like that.</p>
Extremely underweight	BMI <17.00										
Underweight	17.10-BMI-18.40										
Ideal/Healthy weight	18.50-BMI-25.00										
Overweight	25.10-BMI-27.00										
Obese	BMI > 27.00										

Figure 2. Informant Classification

Informants were dominated by men and the highest frequency was at the primary school level if we look at Figure 2. In general, female informants had normal nutritional status with a total of 57%, only 19% were in the overweight category and 24% were in the obese category. Meanwhile, 57% of the male informants was in the normal category, 22% were in the overweight category, 19% were in the obese category, and the rest were underweight (only 1 person).

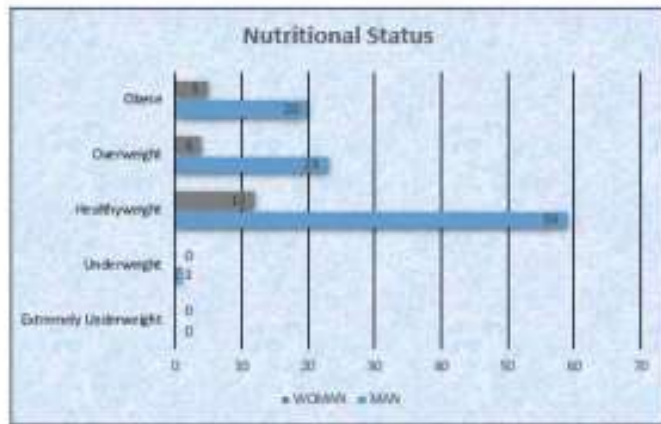


Figure 3. Nutritional Status of The Physical Education Teacher

4. Discussion

Nutritional status describes the state of the human body after consuming food and using its nutrients as a source of energy (Almatsier, 2010). Nutritional status is important for work productivity and the comparison is straight (Ramadhanti, 2020). Good work productivity is needed by physical education teachers whose function is to support learning effectiveness. By fulfilling

2. Semat

Why is the result like this? can be explained

3. Semat

Add the differences, strengths, weaknesses, similarities of your research with relevant research or theoretical studies that you cite in this discussion

5. Conclusion and Recommendation

The conclusion that can be drawn from this study is that there are still physical education teachers with nutritional status problems in the underweight, overweight and obese categories. Only 59% have the ideal level of nutritional status. Theoretically and previous empirical data, for physical education teachers who are not in the ideal category will be at risk of experiencing health problems, decreasing fitness levels, and showing profiles of personal competence and professional competence that have not been maximized.

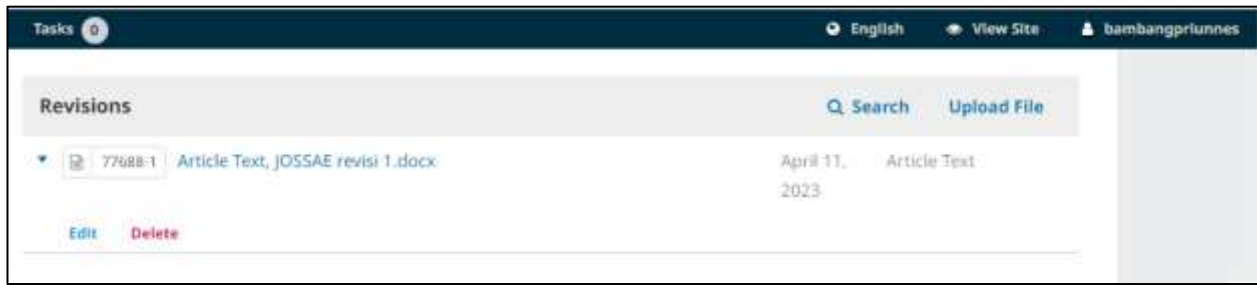
In particular, it was recommended for informants with abnormal levels of nutritional status to adjust their eating patterns and levels of physical activity in order to obtain normal nutritional status and support their fitness levels. In general, other physical education teachers can measure nutritional status regularly and try to keep it in the normal category (healthy weight). Further research can be carried out quantitatively to see the impact of nutritional status on physical fitness (other related variables) for physical education teachers.

2. Semat April 08, 2023

What is the goal, is it answered in the formulation of the problem and explained to the sports actors, and what is the surrounding

Reply Thanks

Mengirim perbaikan (revisi) naskah melalui OJS [11 April 2023]



Berikut Perbaikan Naskah:

The Nutritional Status Profile of Physical Education Teachers

Abstract

The purpose of this study was to describe the quality of the physical education teacher's nutritional status and its theoretical impact. The research data is qualitative in nature and is generated from filling out open questionnaires to informants. 124 informants voluntarily filled out the questionnaire and came from various regions in Indonesia, for this reason, informant data was protected. Data analysis was carried out in a qualitative descriptive manner by collecting data, reducing, presenting, verifying, and concluding. The results showed that 1 person was in the underweight category, 71 people were in the healthy weight (normal) category, 27 people were in the overweight category, and 25 people were in the obese category. The conclusions of this study indicate that only 59% of teachers have a healthy weight nutritional status and the rest are in an unhealthy (not ideal) position which will have an impact on their fitness and health levels, as well as showing the performance of personal and professional competencies that has not been maximized.

Keywords: nutritional status; physical education; physical fitness; teacher

1. Introduction

The teacher is one of the important factors for the success of a physical education learning process. The quality of physical education teachers is not only related to pedagogic, cognitive, and practical aspects but also the quality of their health and fitness. A teacher who has a good level of health and fitness will make it easier for him to carry out his professional duties. Conversely, without having good fitness, the teacher will tire easily and be less than optimal in teaching. A low level of physical fitness causes obstacles in working, doing activities, or studying (Winda et al., 2019).

The level of physical fitness is influenced by various factors, including age (Juliansyah et al., 2021), gender (Oktriani et al., 2020), body posture (Kurniansyah, 2020), healthy and clean living (Wahana & Rochmania, 2018), sleep quality (Gunarsa & Wibowo, 2021), physical activity (Putro & Winarno, 2022), and nutritional intake (Yusuf et al., 2020). Body weight and nutritional intake of physical education teachers are factors that are closely related to the quality of their nutritional status. The nutritional status will simply describe the state of body weight and nutritional intake with the nutritional needs it has. Although nutritional status is different from the Basal Metabolism Index (BMI), BMI can be used to predict nutritional status. If we are in a normal BMI position it can be interpreted that our nutritional status is normal. This means showing a balance between what we eat and the energy needs we have to spend so that our BMI is in a normal position (healthy weight). Conversely, nutritional intake that is not balanced with nutritional needs will have an impact on abnormal status, namely: underweight or overweight. Even though in certain circumstances it is also influenced by genetic factors, in general, nutritional status results from calculating a person's weight and height. Meanwhile, body weight is influenced by the difference between nutritional intake and nutritional needs.

Abnormal nutritional status for physical education teachers will pose a threat to their health. These problems can be back pain (Oliveira et al., 2020), blood vessel problems (Dadayeva et al., 2020), heart

disease (Sato et al., 2015), and chronic diseases (Pharr et al., 2018) due to risk factors for overweight. While being under weight itself will have a risk impact in the form of bone mineral disease (Bone Mineral Central/BMC) (Coin et al., 2000), bone density, and muscle mass (Lim & Park, 2016). In addition, it is necessary to pay attention to other impacts in the form of poor visualization of the physical image of the physical education teacher. Supposedly, the teacher provides an overview of the ideal body shape to motivate students and is in line with pilots in achieving a good level of physical fitness. The teacher is a prime example, students will have a high level of trust in a teacher who is well-behaved. Meanwhile, if the teacher is obese, students can lack confidence in what is explained in the physical education learning process. Physical education teachers themselves currently have a central role as pioneers as well as supervisors of the healthy and active lifestyle movement in schools (Prusak et al., 2011).

Having a normal nutritional status, which means that you need an ideal body weight, is a reflection of personal and professional competence by physical education teachers. A good physical education teacher will try to display an ideal body profile to show a picture of personality and a level of professionalism appropriate to his profession. The profession as a physical education teacher demands to be able to teach how to have a culture of active movement, have a good level of fitness, have a healthy lifestyle and diet, and cultivate sports through learning to achieve educational goals. One of the manifestations of personal and professional competence is carried out by the teacher by showing an example of having good nutritional status.

Previous research was about nutritional status in athletes which illustrated that it had an impact on the quality of their fitness. Nutritional status has a significant effect on the fitness of badminton athletes during the Covid-19 pandemic (Fitriyana, 2022). Another study described the level of nutritional status and nutritional adequacy of students. The result is that the level of adequacy of energy, protein, fat, and carbohydrates for most of the respondents is in the normal category and has nutritional status in the normal category. Still, the contribution of macronutrients from school lunches (energy, protein, fat, and carbohydrates) does not meet 30% of nutritional needs. a day (Ningtyias et al., 2020). Previous studies described the implementation of research themes on nutritional status in athletes and students. Research with physical education teacher subjects had previously been found in Malang, the results showed 64% were overweight, 9% were obese, and only 27% were normal (Kusuma et al., 2022). It turns out that prospective physical education teachers also experience this problem of nutritional status. From the research sample of Sriwijaya University students, 17.89% were underweight, 7.72% were overweight, and 0.41% were in the obese category (Bayu et al., 2021). In contrast to the two studies, this research involved a diversity of informants from various regions in Indonesia, although the analysis used has similarities with BMI data.

This research is important to provide an empirical study of the nutritional status level profile of physical education teachers. Physical education teachers need normal nutritional status to support the achievement of good physical fitness. Although it cannot be generalized broadly to the quality of the nutritional status of physical education teachers throughout Indonesia. However, from the informant's representative data, a small picture was obtained of the nutritional quality of physical education teachers from various regions in Indonesia with data that corresponded to actual reality. Furthermore, this research is important because its position can provide an overview of physical education teachers so that it can be used to motivate themselves in improving self-quality and performance that supports the learning process.

2. Method

This research was carried out using a qualitative method approach by collecting data that is qualitative from the results of the level of nutritional status. Primary data is data obtained directly in the field by researchers (Kaharuddin, 2021). The primary data of this study was generated from the BMI of the informants. Independently, informants voluntarily filled in data on weight and height in predetermined units to collecting the Body Mass Index (BMI). In order for the data provided by the informants to have validity, each informant attached evidence when measuring his height and weight, then filled it in the questionnaire. Furthermore, researchers took measurements and then analyzed the level of nutritional status. Data analysis was carried out in stages: data was collected, data was reduced, data was presented, data was verified, and concluded. Researchers obtained data from informants through questionnaires, which can be seen in Figure 1.



Figure 1. Collecting Data

The sample was not used in this study so the results cannot be generalized to all physical education teachers in Indonesia. It will only produce a description of the 124 informants who are willing to voluntarily fill in the data. Thus, the identity of the informant is hidden to provide privacy. However, it can be reported that these informants did not only come from one province in Indonesia but from 8 provinces. So that it can still provide a valid and objective picture of the quality of the level of nutritional status of physical education teachers.

This research resulted in qualitative research using a case study approach to several willing informants, namely: physical education teachers from primary school, secondary school, and higher school levels. The case discussed is about the nutritional status of physical education teachers in Indonesia.

3. Result

The results of this study are qualitative data generated from several informants who are willing to be involved in the research. Informants are willing to fill in the data and are willing to fill in the questionnaire provided by the researcher. Characteristics of informants amounted to 124 people classified according to gender and level of education taught. Informants are physical education teachers with an average teaching experience of more than 5 years and are adults. Informants come from 8 provinces in Indonesia. The classification of informants can be seen in figure 2 & 3.

Table 1. The Nutritional Status Classification

Extremely underweight	BMI <17.00
Underweight	17.10- BMI -18.40
Ideal/Healthy weight	18.50- BMI -25.00
Overweight	25.10- BMI -27.00
Obese	BMI >27.00

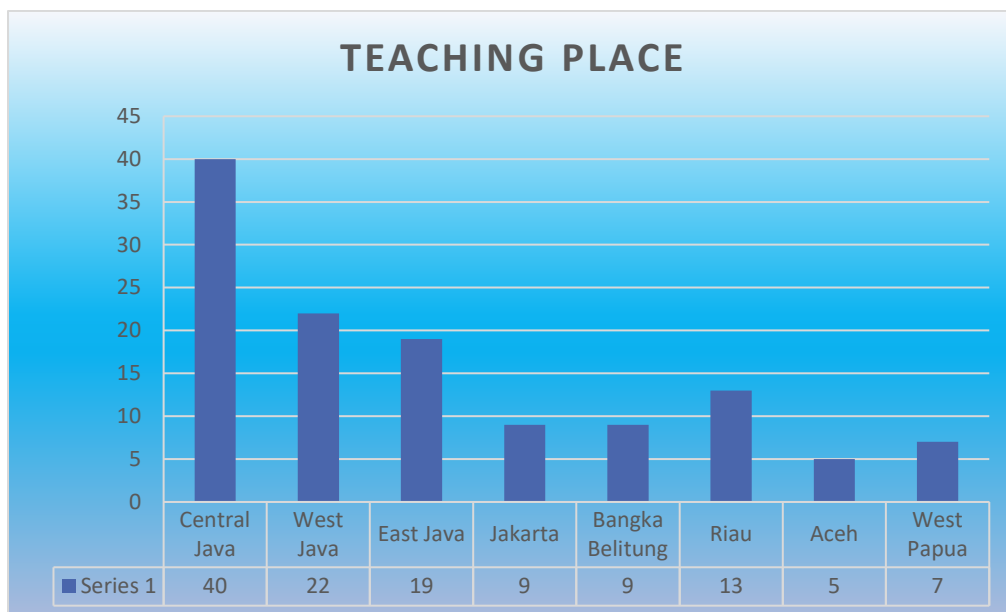


Figure 2. Informant Classification by The Teaching Place

The results obtained from measuring nutritional status by informants are classified according to the regulations of the Ministry of Health of the Republic of Indonesia (table 1), namely: extremely underweight, underweight, normal, overweight, and obese. The results of the data on the nutritional status of physical education teachers (informants) showed that there were nutritional status results in the abnormal category (under/overweight), differentiated by gender. More details are depicted in Figure 4. Being underweight is caused by a lack of food intake compared to energy requirements, but genetics also influences certain factors. Whereas in cases of overweight and obesity, it is caused by a large amount of food intake compared to their needs, resulting in excessive body weight.

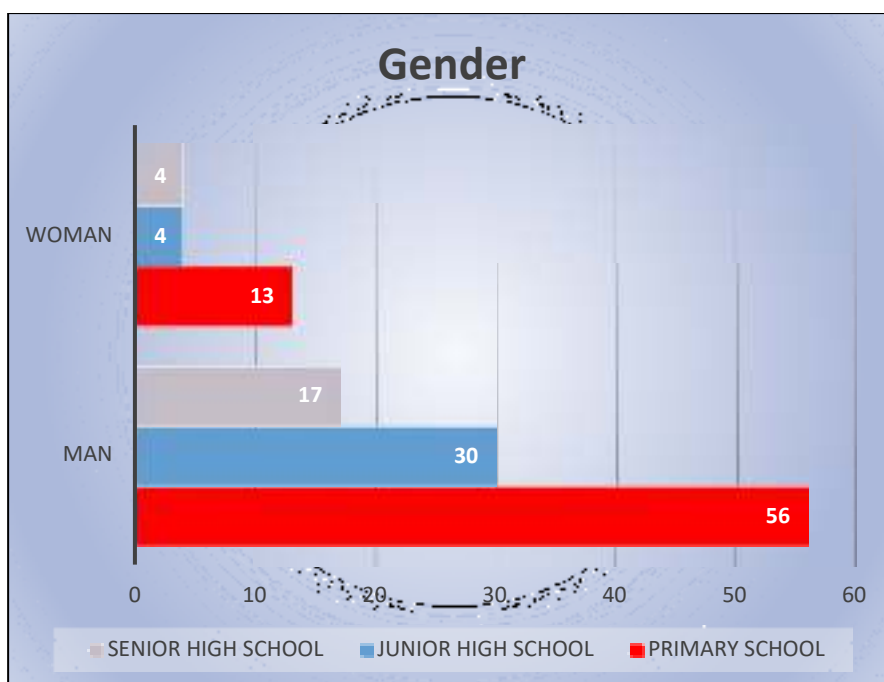


Figure 3. Informant Classification Based on Gender

Informants were dominated by men and the highest frequency was at the primary school level if we look at Figure 3. In general, female informants had normal nutritional status with a total of 57%, only 19% were in the overweight category and 24% were in the obese category. Meanwhile, 57% of the male informants were in the normal category, 22% were in the overweight category, 19% were in the obese category, and the rest were underweight (only 1 person).

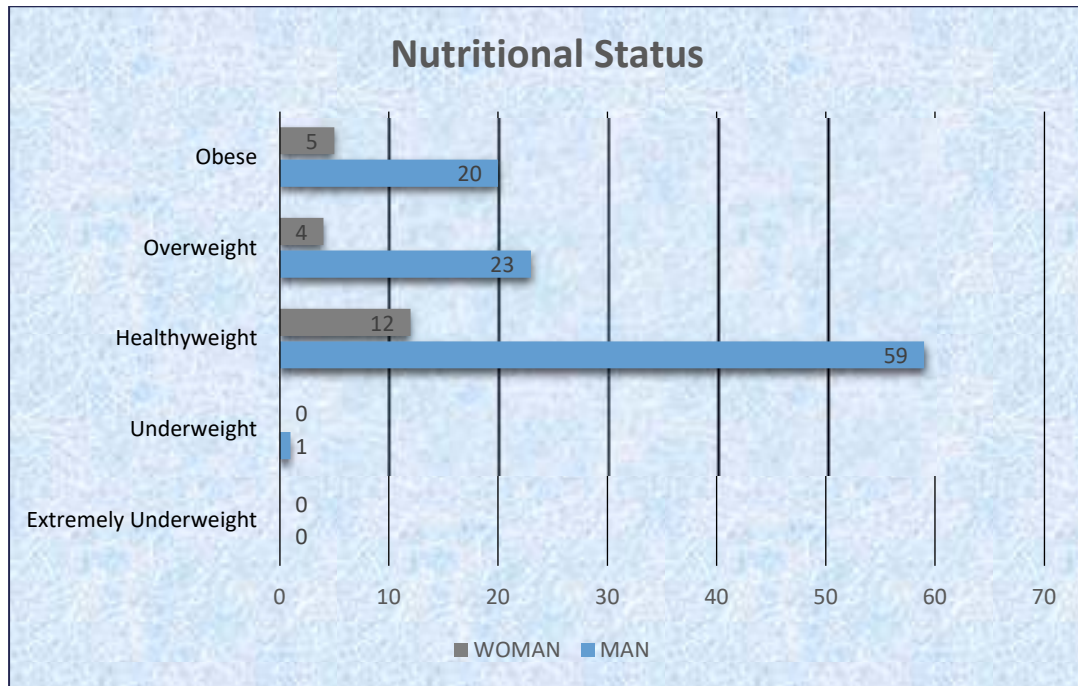


Figure 4. Nutritional Status of The Physical Education Teacher

4. Discussion

Nutritional status describes the state of the human body after consuming food and using its nutrients as a source of energy (Almatsier, 2010). Nutritional status is important for work productivity and the comparison is straight (Ramadhanti, 2020). Good work productivity is needed by physical education teachers whose function is to support learning effectiveness. By fulfilling normal levels of nutritional status, physical education teachers are more productive at work. Also pay attention to the effect of age and nutritional status on work fatigue (Amin et al., 2019). The informant is an adult who is of course over 18 years old, so it is important to pay attention to this. Normal nutritional status is needed according to the health needs of physical education teachers. However, unfortunately, based on the results of this study, only 59% had a normal level of nutritional status (based on calculations in Figure 4).

Abnormal nutritional status categories, including extremely underweight, underweight, overweight, and obese will have an impact on physical education teachers. Various diseases will be at risk. In the case of this study, only one teacher was found in the underweight category (figure 4). Most of the teachers experienced the problem of being overweight with several 27 people and 25 other people experiencing obesity (figure 4). This needs to be considered because up to 41% of teachers in this study experienced nutritional status problems. Teachers who are underweight will be at risk of several diseases. Someone who is underweight is at risk of developing stroke at a young age due to neurological problems (Polivka et al., 2019). Not only that, other risks haunt someone underweight, to the point where it affects their reproduction.

A teacher who is underweight will experience a risk of disease complications such as abnormal nutritional problems resulting in low body fat, low muscle mass, and muscle atrophy (Park et al., 2017), problems due to cardiovascular disorders (Funada et al., 2008), risk of impaired metastatic disease and cancer (Bubnov et al., 2017; Kim et al., 2019), as well as metabolic and microbiome problems (Avishai et al., 2017; Stolzenburg-Veeser & Golubnitschaja, 2018). In other cases, problems with sleep patterns and quality were found (Konieczka et al., 2014; Kunin et al., 2018, 2020), stress levels (Konieczka et al., 2016), and reproductive problems (O'Brien et al., 2017); for example in women the opportunity for ovulatory dysfunction (Witchel & Azziz, 2010). Some of the facts of this previous study illustrate that being underweight needs to be a normal nutritional status. Physical education teachers who are underweight need to pay attention to this (figure 4).

Teachers with above-normal nutritional status (overweight or obese) will also be at risk for their health. The problem for overweight and obese people is the high risk of high blood pressure and diabetes (Azarbal et al., 2016). Furthermore, clinical trials found a positive relationship between overweight and prostate cancer (Zhao et al., 2016). Someone who is overweight is also found to often have problems with the knee joints with the main disease being osteoarthritis (Gustina et al., 2020; Husnah et al., 2019). Obesity causes a decrease in lung compliance, lung volume, and peripheral airway diameter which affects blood volume in the lungs and ventilation perfusion (Berawi & Ningrum, 2017). Overweight and obese increase the risk of Low Back Pain (LBP) (Armiza, 2019). It is clear that ideal nutritional status is needed to avoid various health threats for physical education teachers, especially in this study the results showed that a total of 52 teachers were overweight and obese (figure 4).

Nutritional status for physical education teachers besides playing a role in work productivity and health, also has an impact on their fitness level. Previous research illustrates the strong relevance between nutritional status and nutritional intake on achieving a level of physical fitness (Yusuf et al., 2020). Conversely, other studies explain that the built environment and physical fitness will be related to one's health (Frehlich et al., 2022). Good health through the fulfillment of physical activity will not only have an impact on fitness, bone health, and nutritional status, but will also have an impact on improving emotional health and social health (Kapoor et al., 2022). Some of these things can support the performance of physical education teachers in teaching.

Another problem that arises for informants with abnormal nutritional status is the problem of personality and professional competence. As a physical education teacher, you must have good personal and professional competence. Personality competence is related to personality abilities, identity as an educator who is a role model for students (Oviyanti, 2017). Meanwhile, professional competence is related to the level of professionalism of teacher work according to their area of expertise (Shidiq et al., 2022). In this condition, a physical education teacher, one of whose main tasks is to make students healthy and fit, of course, must be able to become a role model for these students. Physical education teachers with ideal nutritional status will certainly provide more confidence and motivation for their students to be able to follow the example or material provided in learning (one of which is related to physical fitness). Personal competence (Kartika & Ambara, 2021) and professionals (Krisnawati et al., 2022; Kurniadi et al., 2020) have an influence on student learning motivation.

5. Conclusion and Recommendation

The conclusion that can be drawn from this study is that there are still physical education teachers with nutritional status problems in the underweight, overweight and obese categories. Only 59% have the ideal level of nutritional status. Theoretically and previous empirical data, for physical education teachers who are not in the ideal category will be at risk of experiencing health problems, decreasing

fitness levels, and showing profiles of personal competence and professional competence that have not been maximized.

In particular, it was recommended for informants with abnormal levels of nutritional status to adjust their eating patterns and levels of physical activity in order to obtain normal nutritional status and support their fitness levels. In general, other physical education teachers can measure nutritional status regularly and try to keep it in the normal category (healthy weight). Further research can be carried out quantitatively to see the impact of nutritional status on physical fitness (other related variables) for physical education teachers.

Acknowledgement

The authors thank the 124 informants who independently measured nutritional status and voluntarily provided data for analysis in this study.

References

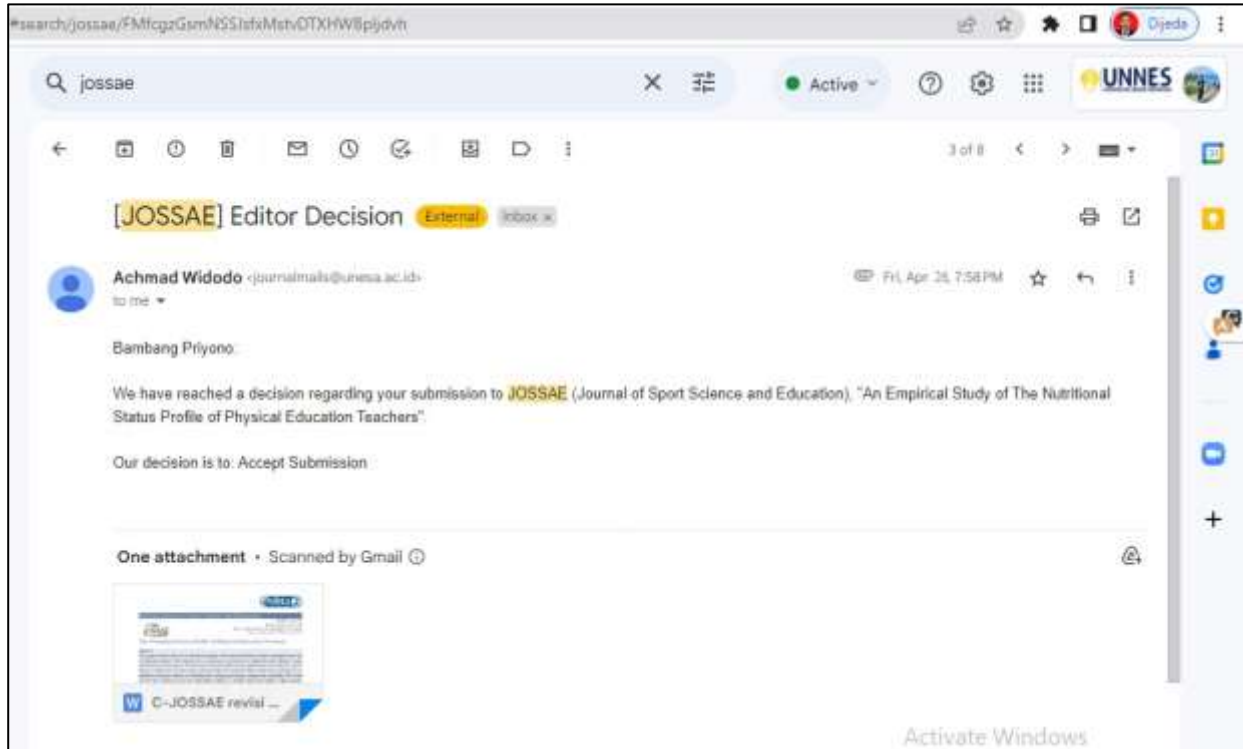
- Almatsier, S. (2010). *Prinsip Dasar Ilmu Gizi*. PT Gramedia Pustaka Utama.
- Amin, M. D., Kawatu, P. A. T., & Amisi, M. D. (2019). Hubungan antara Umur dan Status Gizi dengan Kelelahan Kerja pada Pekerja Lapangan PT Pelabuhan Indonesia IV (Persero) Cabang Bitung. *EBiomedik*, 7(2), 113–117. <https://ejournal.unsrat.ac.id/v3/index.php/ebiomedik/article/view/24643/24354>
- Armiza, M. (2019). Hubungan Indeks Massa Tubuh Dengan Intensitas Nyeri Punggung Bawah Pada Penderita Low Back Pain Yang Berobat Di Rumah Sakit Sundari Tahun 2018. *Repositori Institusi Universitas Sumatera Utara (RI-USU)*.
- Avishai, E., Yeghiazaryan, K., & Golubnitschaja, O. (2017). Impaired wound healing: facts and hypotheses for multi-professional considerations in predictive, preventive and personalised medicine. *EPMA Journal*, 8(1), 23–33. <https://doi.org/10.1007/s13167-017-0081-y>
- Azarbal, F., Stefanick, M. L., Assimes, T. L., Manson, J. E., Bea, J. W., Li, W., Hlatky, M. A., Larson, J. C., LeBlanc, E. S., Albert, C. M., Nassir, R., Martin, L. W., & Perez, M. V. (2016). Lean body mass and risk of incident atrial fibrillation in post-menopausal women. *European Heart Journal*, 37(20), 1606–1613. <https://doi.org/10.1093/eurheartj/ehv423>
- Bayu, W. I., Syafaruddin, S., Yusfi, H., Syamsuramel, S., Solahuddin, S., & Victorian, A. R. (2021). Gambaran aktivitas fisik dan indeks massa tubuh calon guru pendidikan jasmani selama pandemi Covid-19. *Multilateral : Jurnal Pendidikan Jasmani Dan Olahraga*, 20(2), 130. <https://doi.org/10.20527/multilateral.v20i2.10394>
- Berawi, K. N., & Ningrum, A. F. (2017). Faktor Risiko Obesitas dan Kejadian Asma. *Majority*, 6(2).
- Bubnov, R., Polivka, J., Zubor, P., Konieczka, K., & Golubnitschaja, O. (2017). “Pre-metastatic niches” in breast cancer: are they created by or prior to the tumour onset? “Flammer Syndrome” relevance to address the question. *EPMA Journal*, 8(2), 141–157. <https://doi.org/10.1007/s13167-017-0092-8>
- Coin, A., Sergi, G., Benincà, P., Lupoli, L., Cinti, G., Ferrara, L., Benedetti, G., Tomasi, G., Pisent, C., & Enzi, G. (2000). Bone mineral density and body composition in underweight and normal elderly subjects. *Osteoporosis International*, 11(12). <https://doi.org/10.1007/s001980070026>
- Dadayeva, V. A., Fedorovich, A. A., Mikhailova, M. A., Kim, O. T., & Drapkina, O. M. (2020). The state of vascular wall in obesity. In *Profilakticheskaya Meditsina* (Vol. 23, Issue 5). <https://doi.org/10.17116/profmed202023051158>

- Fitriyana, N. L. (2022). Hubungan Status Gizi Terhadap Kebugaran Jasmani Atlet PB Rio di Masa Pandemi Covid-19 Desa Bakaran Kulon Juwana Pati. *Seminar Nasional Keindonesiaan (FPIPSKR)*. <https://conference.upgris.ac.id/index.php/snk/article/view/3077>
- Frehlich, L., Christie, C. D., Ronksley, P. E., Turin, T. C., Doyle-Baker, P., & McCormack, G. R. (2022). The neighbourhood built environment and health-related fitness: a narrative systematic review. *International Journal of Behavioral Nutrition and Physical Activity*, *19*(1), 124. <https://doi.org/10.1186/s12966-022-01359-0>
- Funada, S., Shimazu, T., Kakizaki, M., Kuriyama, S., Sato, Y., Matsuda-Ohmori, K., Nishino, Y., & Tsuji, I. (2008). Body mass index and cardiovascular disease mortality in Japan: The Ohsaki Study. *Preventive Medicine*, *47*(1), 66–70. <https://doi.org/10.1016/j.ypmed.2008.03.010>
- Gunarsa, S. D., & Wibowo, S. (2021). Hubungan Kualitas Tidur Dengan Kebugaran Jasmani Siswa. *Jurnal Pendidikan Jasmani*, *09*(01), 43–52.
- Gustina, E., Handani, M. C., & Sirait, A. (2020). Faktor-Faktor yang Mempengaruhi Osteoarthritis Studi Kasus Kontrol Di Rumah Sakit TK II Putri Hijau Medan Tahun 2017. *Excellent Midwifery Journal*, *3*(1).
- Husnah, S. E., Andriati, A., Wardhana, T. H., & Awalia, A. (2019). Osteoarthritis Knee Patient with Obesity in Airlangga University Hospital Surabaya. *Jurnal Ilmiah Kesehatan (JIKA)*, *1*(2). <https://doi.org/10.36590/jika.v1i2.30>
- Juliansyah, M. A., Sugiyanto, F., & Hita, I. P. A. D. (2021). The Fitness of Middle Age to The Elderly Based on Body Mass Index and Age in The New Normal Era. *Journal Sport Area*, *6*(2), 254–262. [https://doi.org/10.25299/SPORTAREA.2021.VOL6\(2\).6362](https://doi.org/10.25299/SPORTAREA.2021.VOL6(2).6362)
- Kaharuddin, K. (2021). Kualitatif: Ciri dan Karakter Sebagai Metodologi. *Equilibrium: Jurnal Pendidikan*, *9*(1), 1–8. <https://doi.org/10.26618/EQUILIBRIUM.V9I1.4489>
- Kapoor, G., Chauhan, P., Singh, G., Malhotra, N., & Chahal, A. (2022). Physical Activity for Health and Fitness: Past, Present and Future. *Journal of Lifestyle Medicine*, *12*(1), 9–14. <https://doi.org/10.15280/jlm.2022.12.1.9>
- Kartika, N. K., & Ambara, D. P. (2021). Kompetensi Kepribadian dan Motivasi Mengajar Berpengaruh Terhadap Kinerja Guru PAUD. *Jurnal Pendidikan Anak Usia Dini Undiksha*, *9*(3), 381. <https://doi.org/10.23887/paud.v9i3.39952>
- Kim, J. H., Yoon, K. H., Hur, H., Park, S., Kim, J. Y., Park, H. S., Kim, S. I., Cho, Y. U., & Park, B.-W. (2019). Prevalence of breast cancer-related risk factors in underweight premenopausal women: the Korea National Health and Nutrition Examination Survey IV–VI. *Breast Cancer Research and Treatment*, *174*(2), 515–524. <https://doi.org/10.1007/s10549-018-05091-x>
- Konieczka, K., Koch, S., Schoetzau, A., & Todorova, M. (2016). Increased Prevalence of Flammer Syndrome in Patients with Retinitis Pigmentosa. *Klinische Monatsblätter Für Augenheilkunde*, *233*(04), 448–452. <https://doi.org/10.1055/s-0041-111802>
- Konieczka, K., Ritch, R., Traverso, C. E., Kim, D. M., Kook, M. S., Gallino, A., Golubnitschaja, O., Erb, C., Reitsamer, H. A., Kida, T., Kuryшева, N., & Yao, K. (2014). Flammer syndrome. *EPMA Journal*, *5*(1), 11. <https://doi.org/10.1186/1878-5085-5-11>
- Krisnawati, K., Yulaeha, S., & Budiastira, K. (2022). Pengaruh Kompetensi Pedagogik dan Profesional Guru Terhadap Motivasi Belajar Peserta Didik Sekolah Dasar. *Jurnal Basicedu*, *6*(1), 1116–1124. <https://doi.org/10.31004/basicedu.v6i1.2181>
- Kunin, A., Polivka, J., Moiseeva, N., & Golubnitschaja, O. (2018). “Dry mouth” and “Flammer” syndromes—neglected risks in adolescents and new concepts by predictive, preventive and personalised approach. *EPMA Journal*, *9*(3), 307–317. <https://doi.org/10.1007/s13167-018-0145-7>

- Kunin, A., Sargheini, N., Birkenbihl, C., Moiseeva, N., Fröhlich, H., & Golubnitschaja, O. (2020). Voice perturbations under the stress overload in young individuals: phenotyping and suboptimal health as predictors for cascading pathologies. *EPMA Journal*, *11*(4), 517–527. <https://doi.org/10.1007/s13167-020-00229-8>
- Kurniadi, A., Popoi, I., & Mahmud, M. (2020). Pengaruh Kompetensi Profesional Guru Terhadap Motivasi Belajar Siswa. *Jambura Economic Education Journal*, *2*(1). <https://doi.org/10.37479/jeej.v2i1.4425>
- Kurniansyah, M. R. T. (2020). Hubungan Antropometri Dengan Kebugaran Jasmani Pemain Sepakbola SMA. *Jurnal Cerdas Sifa Pendidikan*, *9*(1).
- Kusuma, A. I., Pieter, S., Puriana, R. H., Ismawandi, B., & Utamayasa, I. G. D. (2022). Perubahan Pola Hidup Guru Pendidikan Jasmani Selama Pandemi Covid-19. *Jurnal Porkes*, *5*(1), 199–210. <https://e-journal.hamzanwadi.ac.id/index.php/porkes>
- Lim, J., & Park, H. S. (2016). Relationship between underweight, bone mineral density and skeletal muscle index in premenopausal Korean women. *International Journal of Clinical Practice*, *70*(6). <https://doi.org/10.1111/ijcp.12801>
- Ningtyias, F. W., Fiamanattillah, R. F., & Rohmawati, N. R. (2020). Kontribusi Zat Gizi Makan Siang Sekolah dan Kecukupan Gizi Terhadap Status Gizi Siswa di SD Al-Furqan Jember. *Buletin Penelitian Sistem Kesehatan*, *22*(4), 265–271. <https://doi.org/10.22435/hsr.v22i4.1297>
- O'Brien, K. M., Whelan, D. R., Sandler, D. P., Hall, J. E., & Weinberg, C. R. (2017). Predictors and long-term health outcomes of eating disorders. *PLOS ONE*, *12*(7), e0181104. <https://doi.org/10.1371/journal.pone.0181104>
- Oktriani, S., Kusmaedi, N., Daniel Ray, H. R., & Setiawan, A. (2020). Perbedaan Jenis Kelamin, Usia, dan Body Mass Index (BMI) Hubungannya dengan Kebugaran Jasmani Lanjut Usia. *Jurnal Terapan Ilmu Keolahragaan*, *5*(1), 28–40. <https://doi.org/10.17509/jtikor.v5i1.24895>
- Oliveira, C. V. de A., de Souza, D. E., Magalhães, A. G., da Silva, J. P. C., & Correia, G. N. (2020). Prevalence and factors associated with chronic back problem in women of childbearing age. *Ciencia e Saude Coletiva*, *25*(3). <https://doi.org/10.1590/1413-81232020253.15522018>
- Oviyanti, F. (2017). Urgensi Kecerdasan Interpersonal Bagi Guru. *Tadrib: Jurnal Pendidikan Agama Islam*, *3*(1), 75. <https://doi.org/10.19109/Tadrib.v3i1.1384>
- Park, D., Lee, J.-H., & Han, S. (2017). Underweight. *Medicine*, *96*(48), e8769. <https://doi.org/10.1097/MD.00000000000008769>
- Pharr, J. R., Coughenour, C. A., & Bungum, T. J. (2018). An assessment of the relationship of physical activity, obesity, and chronic diseases/conditions between active/obese and sedentary/ normal weight American women in a national sample. *Public Health*, *156*. <https://doi.org/10.1016/j.puhe.2017.12.013>
- Polivka, J., Polivka, J., Pesta, M., Rohan, V., Celedova, L., Mahajani, S., Topolcan, O., & Golubnitschaja, O. (2019). Risks associated with the stroke predisposition at young age: facts and hypotheses in light of individualized predictive and preventive approach. *EPMA Journal*, *10*(1), 81–99. <https://doi.org/10.1007/s13167-019-00162-5>
- Prusak, K., Graser, S. V., Pennington, T., Zanandrea, M., Wilkinson, C., & Hager, R. (2011). A Critical Look at Physical Education and What Must Be Done to Address Obesity Issues. *Journal of Physical Education, Recreation & Dance*, *82*(4), 39–46. <https://doi.org/10.1080/07303084.2011.10598613>

-
- Putro, B., & Winarno, M. (2022). Analisis Aktivitas Fisik dan Status Gizi Terhadap Kebugaran Jasmani Junior High School: Literature Review. *Sport Science and Health*, 4(1), 1–11. <https://doi.org/10.17977/um062v4i12022p1-11>
- Ramadhanti, A. A. (2020). Status Gizi dan Kelelahan terhadap Produktivitas Kerja. *Jurnal Ilmiah Kesehatan Sandi Husada*, 11(1), 213–218. <https://akper-sandikarsa.e-journal.id/JIKSH/article/view/251/209>
- Sato, Y., Fujimoto, S., Konta, T., Iseki, K., Moriyama, T., Yamagata, K., Tsuruya, K., Kimura, K., Narita, I., Kondo, M., Asahi, K., Kurahashi, I., Ohashi, Y., & Watanabe, T. (2015). Significance of estimated glomerular filtration rate in predicting brain or heart attacks in obese and non-obese populations. *Clinical and Experimental Nephrology*, 19(5). <https://doi.org/10.1007/s10157-014-1062-2>
- Shidiq, A. A. P., Rozi, F., & Purnama, Y. (2022). Professional Competency Analysis of Physical Education Teachers at The Level of Private Madrasah Ibtidaiyah Based on Government Regulation Number 19 of 2017. *Al-Aulad: Journal of Islamic Primary Education*, 5(2), 103–112. <https://doi.org/10.15575/al-aulad.v5i2.20001>
- Stolzenburg-Veeser, L., & Golubnitschaja, O. (2018). Mini-encyclopaedia of the wound healing - Opportunities for integrating multi-omic approaches into medical practice. *Journal of Proteomics*, 188, 71–84. <https://doi.org/10.1016/j.jprot.2017.07.017>
- Wahana, S., & Rochmania, A. (2018). Hubungan Hidup Bersih dan Sehat dengan Tingkat Kebugaran Jasmani Siswa Kelas X di SMAN 2 Lamongan. *JOSSAE (Journal of Sport Science and Education)*, 3(2), 103–111. <https://doi.org/10.26740/JOSSAE.V3N2.P103-111>
- Winda, N., Purba, S., & Yunis Bangun, S. (2019). Tingkat Kebugaran Jasmani Siswa SMP Negeri Se-Kecamatan Bosar Maligas Kabupaten Simalungun Provinsi Sumatera Utara. *JOSSAE (Journal of Sport Science and Education)*, 4(1), 30–35. <https://doi.org/10.26740/JOSSAE.V4N1.P30-35>
- Witchel, S. F., & Azziz, R. (2010). Nonclassic Congenital Adrenal Hyperplasia. *International Journal of Pediatric Endocrinology*, 2010, 1–11. <https://doi.org/10.1155/2010/625105>
- Yusuf, K. A. M., Nurcahyo, P. J., & Festiawan, R. (2020). Hubungan Status Gizi dan Asupan Energi dengan Tingkat Kebugaran Jasmani. *Jurnal Ilmu Keolahragaan*, 19(1), 76–83. <https://jurnal.unimed.ac.id/2012/index.php/JIK/article/view/18458>
- Zhao, J., Stockwell, T., Roemer, A., & Chikritzhs, T. (2016). Is alcohol consumption a risk factor for prostate cancer? A systematic review and meta-analysis. *BMC Cancer*, 16(1), 845. <https://doi.org/10.1186/s12885-016-2891-z>

Status “accepted submission” dan LoA [26 April 2023]



JOSSAE (JOURNAL OF SPORT SCIENCE AND EDUCATION)

Lidah Wetan, 2nd Floor, U1 Building, Surabaya, Jawa Timur - 60213

phone/fax : 031-7532571/031-7532759

email : jossae.fik@unesa.ac.id

Letter of Acceptance

No. 001/JOSSAE.v8n1/LoA/2023

To:

Bambang Priyono

Dear Author,

I am formally writing to inform you that your manuscript,

Title : An Empirical Study of The Nutritional Status Profile of Physical Education Teachers

has been accepted to JOSSAE (Journal of Sport Science and Education). Your manuscript is scheduled for publication in JOSSAE Vol. 8 No. 1, April 2023.

The correspondence between the editorial team and the authors shall be sent to Mr. Bambang Priyono as the corresponding author, and please use the email bambangpriyono@mail.unnes.ac.id for contacting us.

We thank you for your contribution in our journal.

Best regard,

Anindya M. Sholikhah
Editor in Chief of JOSSAE

Mendapatkan invoice untuk APC (Article Processing Fee) [12 Juni 2023]

DATE:	JUNE 12 th , 2023	INVOICE #	VBN1-01
-------	------------------------------	-----------	---------

INVOICE

JOSSAE (JOURNAL OF SPORT SCIENCE AND EDUCATION)
Lidah Witan, 2nd Floor, U1 Building, Surabaya, Jawa Timur - 60213
phone/fax: 031-7532571/031-7532750
email: joessai@idjournal.com



Billed To:
Mr. Bambang Priyono
Universitas Negeri Semarang

Item / Title	Qty	Rate	Amount
Article processing fee:	1	Rp 1.500.000,00	Rp 1.500.000,00
TOTAL			Rp 1.500.000,00
PAID			Rp 0,00
BALANCE DUE			Rp 1.500.000,00

Payment Instructions:
Transfer to bank:
BTN 20301580000906 (Awang Firmansyah)*

Best regard,

Amindya M. Sholikhah, S.X.M., M.Kes.
Editor in Chief of JOSSAE

ID #FT336962650

Transaksi berhasil diproses

12 June 2023 11:23:31 WIB

Rp1.500.000

Penerima	AWANG FIRMANSYAH
Bank Penerima	BTN/BTN Syariah
Nomor Rekening	20301580000906
Berita Transfer	

Pengirim	Zulmi Roestika Rini
Transfer melalui	PT Fliptech Lentera



Kegiatan transfer uang di Flip terlisensi oleh Bank Indonesia. Bertransaksi pun jadi lebih aman.

Naskah Terbit Tertanggal 30 Juni 2023 dengan tampilan final berikut ini:

The Nutritional Status Profile of Physical Education Teachers

Bambang Priyono^{a*}, Fatkhur Rozi^b, Jacklyn Anak Joseph^c

^aUniversitas Negeri Semarang, Indonesia

^bUniversitas Islam Negeri Salatiga, Indonesia

^cUniversiti Putra Malaysia, Malaysia

Correspondence: bambangpriyono@mail.unnes.ac.id

Received: 28 March 2023 **Accepted:** 26 April 2023 **Published:** 30 June 2023

Abstract

The purpose of this study was to describe the quality of the physical education teacher's nutritional status and its theoretical impact. The research data is qualitative in nature and is generated from filling out open questionnaires to informants. 124 informants voluntarily filled out the questionnaire and came from various regions in Indonesia, for this reason, informant data was protected. Data analysis was carried out in a qualitative descriptive manner by collecting data, reducing, presenting, verifying, and concluding. The results showed that 1 person was in the underweight category, 71 people were in the healthy weight (normal) category, 27 people were in the overweight category, and 25 people were in the obese category. The conclusions of this study indicate that only 59% of teachers have a healthy weight nutritional status and the rest are in an unhealthy (not ideal) position which will have an impact on their fitness and health levels, as well as showing the performance of personal and professional competencies that has not been maximized.

Keywords: Nutritional status; physical education; physical fitness; teacher

1. Introduction

The teacher is one of the important factors for the success of a physical education learning process. The quality of physical education teachers is not only related to pedagogic, cognitive, and practical aspects but also the quality of their health and fitness. A teacher who has a good level of health and fitness will make it easier for him to carry out his professional duties. Conversely, without having good fitness, the teacher will tire easily and be less than optimal in teaching. A low level of physical fitness causes obstacles in working, doing activities, or studying (Winda et al., 2019).

The level of physical fitness is influenced by various factors, including age (Juliansyah et al., 2021), gender (Oktriani et al., 2020), body posture (Kurniansyah, 2020), healthy and clean living (Wahana & Rochmania, 2018), sleep quality (Gunarsa & Wibowo, 2021), physical activity (Putro & Winarno, 2022), and nutritional intake (Yusuf et al., 2020). Body weight and nutritional intake of physical education teachers are factors that are closely related to the quality of their nutritional status. The nutritional status will simply describe the state of body weight and nutritional intake with the nutritional needs it has. Although nutritional status is different from the Basal Metabolism Index (BMI), BMI can be used to predict nutritional status. If we are in a normal BMI position it can be interpreted that our nutritional status is normal. This means showing a balance between what we eat and the energy needs we have to spend so that our BMI is in a normal position (healthy weight). Conversely, nutritional intake that is not balanced with nutritional needs will have an impact on abnormal status, namely: underweight or overweight. Even though in certain circumstances it is also

influenced by genetic factors, in general, nutritional status results from calculating a person's weight and height. Meanwhile, body weight is influenced by the difference between nutritional intake and nutritional needs.

Abnormal nutritional status for physical education teachers will pose a threat to their health. These problems can be back pain (Oliveira et al., 2020), blood vessel problems (Dadayeva et al., 2020), heart disease (Sato et al., 2015), and chronic diseases (Pharr et al., 2018) due to risk factors for overweight. While being underweight itself will have a risk impact in the form of bone mineral disease (Bone Mineral Central/BMC) (Coin et al., 2000), bone density, and muscle mass (Lim & Park, 2016). In addition, it is necessary to pay attention to other impacts in the form of poor visualization of the physical image of the physical education teacher. Supposedly, the teacher provides an overview of the ideal body shape to motivate students and is in line with pilots in achieving a good level of physical fitness. The teacher is a prime example, students will have a high level of trust in a teacher who is well-behaved. Meanwhile, if the teacher is obese, students can lack confidence in what is explained in the physical education learning process. Physical education teachers themselves currently have a central role as pioneers as well as supervisors of the healthy and active lifestyle movement in schools (Prusak et al., 2011).

Having a normal nutritional status, which means that you need an ideal body weight, is a reflection of personal and professional competence by physical education teachers. A good physical education teacher will try to display an ideal body profile to show a picture of personality and a level of professionalism appropriate to his profession. The profession as a physical education teacher demands to be able to teach how to have a culture of active movement, have a good level of fitness, have a healthy lifestyle and diet, and cultivate sports through learning to achieve educational goals. One of the manifestations of personal and professional competence is carried out by the teacher by showing an example of having good nutritional status.

Previous research was about nutritional status in athletes which illustrated that it had an impact on the quality of their fitness. Nutritional status has a significant effect on the fitness of badminton athletes during the Covid-19 pandemic (Fitriyana, 2022). Another study described the level of nutritional status and nutritional adequacy of students. The result is that the level of adequacy of energy, protein, fat, and carbohydrates for most of the respondents is in the normal category and has nutritional status in the normal category. Still, the contribution of macronutrients from school lunches (energy, protein, fat, and carbohydrates) does not meet 30% of nutritional needs a day (Ningtyias et al., 2020). Previous studies described the implementation of research themes on nutritional status in athletes and students. Research with physical education teacher subjects had previously been found in Malang, the results showed 64% were overweight, 9% were obese, and only 27% were normal (Kusuma et al., 2022). It turns out that prospective physical education teachers also experience this problem of nutritional status. From the research sample of Sriwijaya University students, 17.89% were underweight, 7.72% were overweight, and 0.41% were in the obese category (Bayu et al., 2021). In contrast to the two studies, this research involved a diversity of informants from various regions in Indonesia, although the analysis used has similarities with BMI data.

This research is important to provide an empirical study of the nutritional status level profile of physical education teachers. Physical education teachers need normal nutritional status to support the achievement of good physical fitness. Although it cannot be generalized broadly to the quality of the nutritional status of physical education teachers throughout Indonesia. However, from the informant's representative data, a small picture was obtained of the nutritional quality of physical education teachers from various regions in Indonesia with data that corresponded to actual reality. Furthermore, this research is important because its position can provide an overview of physical education teachers

so that it can be used to motivate themselves in improving self-quality and performance that supports the learning process.

2. Method

This research was carried out using a qualitative method approach by collecting data that is qualitative from the results of the level of nutritional status. Primary data is data obtained directly in the field by researchers (Kaharuddin, 2021). The primary data of this study was generated from the BMI of the informants. Independently, informants voluntarily filled in data on weight and height in predetermined units to collecting the Body Mass Index (BMI). In order for the data provided by the informants to have validity, each informant attached evidence when measuring his height and weight, then filled it in the questionnaire. Furthermore, researchers took measurements and then analyzed the level of nutritional status. Data analysis was carried out in stages: data was collected, data was reduced, data was presented, data was verified, and concluded. Researchers obtained data from informants through questionnaires, which can be seen in Figure 1.

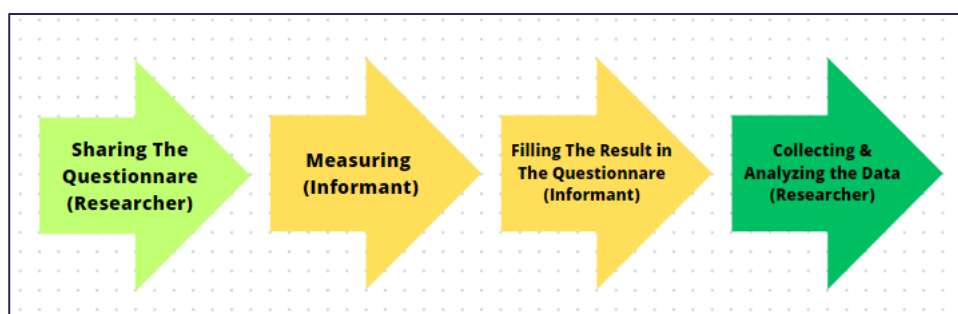


Figure 1. Collecting Data

The sample was not used in this study so the results cannot be generalized to all physical education teachers in Indonesia. It will only produce a description of the 124 informants who are willing to voluntarily fill in the data. Thus, the identity of the informant is hidden to provide privacy. However, it can be reported that these informants did not only come from one province in Indonesia but from 8 provinces. So that it can still provide a valid and objective picture of the quality of the level of nutritional status of physical education teachers.

This research resulted in qualitative research using a case study approach to several willing informants, namely: physical education teachers from primary school, secondary school, and higher school levels. The case discussed is about the nutritional status of physical education teachers in Indonesia.

3. Result

The results of this study are qualitative data generated from several informants who are willing to be involved in the research. Informants are willing to fill in the data and are willing to fill in the questionnaire provided by the researcher. Characteristics of informants amounted to 124 people classified according to gender and level of education taught. Informants are physical education teachers with an average teaching experience of more than 5 years and are adults. Informants come from 8 provinces in Indonesia. The classification of informants can be seen in figure 2 & 3.

Table 1. The nutritional status classification

Classification	Cut off Point
Extremely underweight	< 17.00
Underweight	17.10 - 18.40
Ideal/Healthy weight	18.50 - 25.00
Overweight	25.10 - 27.00
Obese	> 27.00

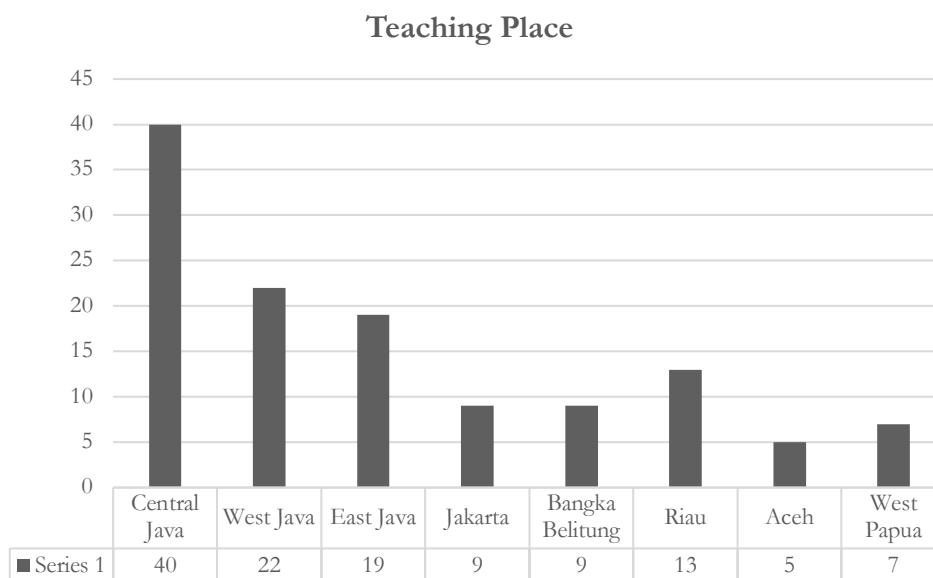


Figure 2. Informant Classification by The Teaching Place

The results obtained from measuring nutritional status by informants are classified according to the regulations of the Ministry of Health of the Republic of Indonesia (table 1), namely: extremely underweight, underweight, normal, overweight, and obese. The results of the data on the nutritional status of physical education teachers (informants) showed that there were nutritional status res

ults in the abnormal category (under/overweight), differentiated by gender. More details are depicted in Figure 4. Being underweight is caused by a lack of food intake compared to energy requirements, but genetics also influences certain factors. Whereas in cases of overweight and obesity, it is caused by a large amount of food intake compared to their needs, resulting in excessive body weight.

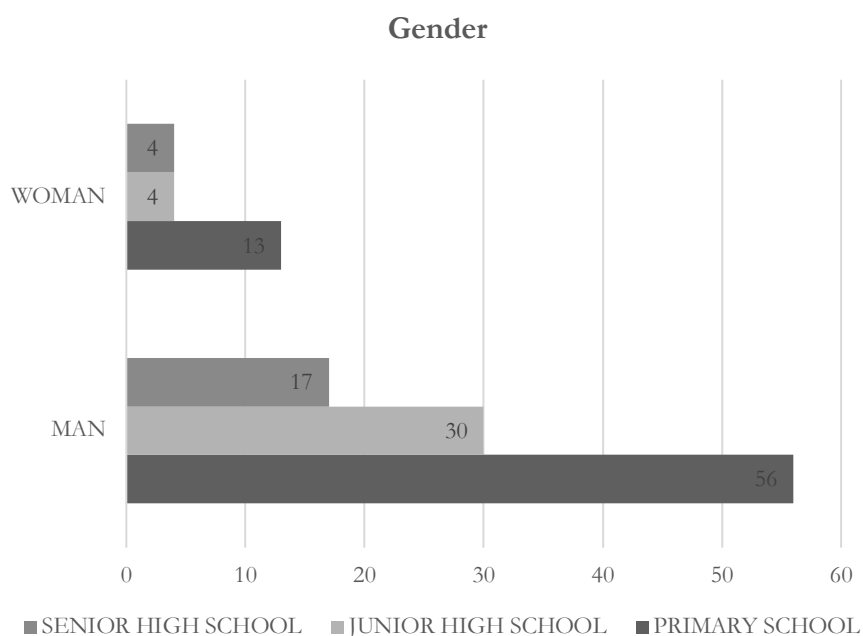


Figure 3. Informant Classification Based on Gender

Informants were dominated by men and the highest frequency was at the primary school level if we look at Figure 3. In general, female informants had normal nutritional status with a total of 57%, only 19% were in the overweight category and 24% were in the obese category. Meanwhile, 57% of the male informants were in the normal category, 22% were in the overweight category, 19% were in the obese category, and the rest were underweight (only 1 person).

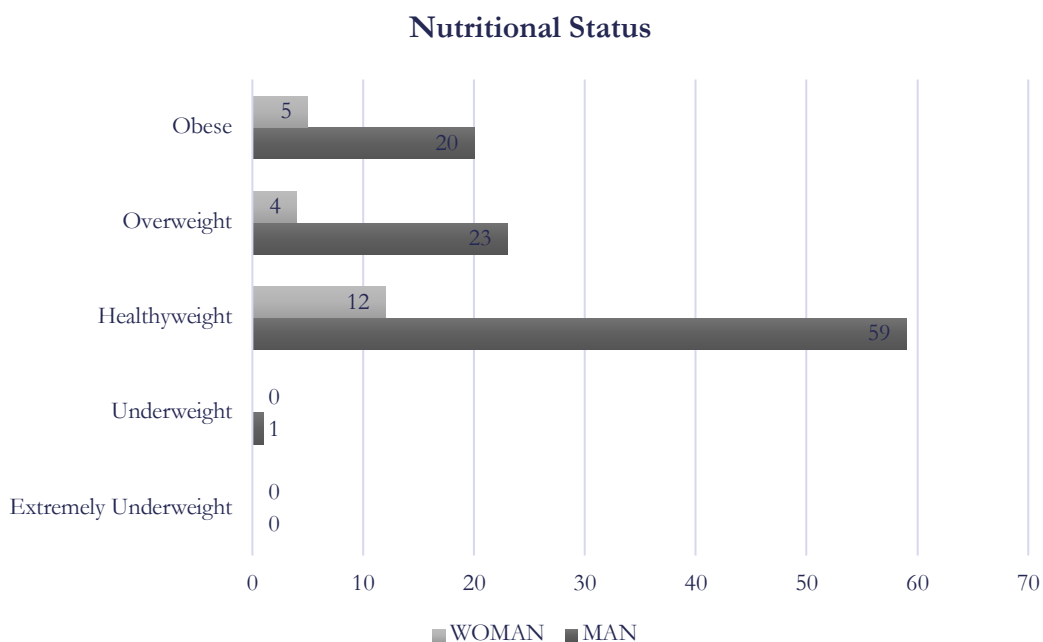


Figure 4. Nutritional Status of The Physical Education Teacher

4. Discussion

Nutritional status describes the state of the human body after consuming food and using its nutrients as a source of energy (Almatsier, 2010). Nutritional status is important for work productivity and the comparison is straight (Ramadhanti, 2020). Good work productivity is needed by physical education teachers whose function is to support learning effectiveness. By fulfilling normal levels of nutritional status, physical education teachers are more productive at work. Also pay attention to the effect of age and nutritional status on work fatigue (Amin et al., 2019). The informant is an adult who is of course over 18 years old, so it is important to pay attention to this. Normal nutritional status is needed according to the health needs of physical education teachers. However, unfortunately, based on the results of this study, only 59% had a normal level of nutritional status (based on calculations in Figure 4).

Abnormal nutritional status categories, including extremely underweight, underweight, overweight, and obese will have an impact on physical education teachers. Various diseases will be at risk. In the case of this study, only one teacher was found in the underweight category (figure 4). Most of the teachers experienced the problem of being overweight with several 27 people and 25 other people experiencing obesity (figure 4). This needs to be considered because up to 41% of teachers in this study experienced nutritional status problems. Teachers who are underweight will be at risk of several diseases. Someone who is underweight is at risk of developing stroke at a young age due to neurological problems (Polivka et al., 2019). Not only that, other risks haunt someone underweight, to the point where it affects their reproduction.

A teacher who is underweight will experience a risk of disease complications such as abnormal nutritional problems resulting in low body fat, low muscle mass, and muscle atrophy (Park et al., 2017), problems due to cardiovascular disorders (Funada et al., 2008), risk of impaired metastatic disease and cancer (Bubnov et al., 2017; Kim et al., 2019), as well as metabolic and microbiome problems (Avishai et al., 2017; Stolzenburg-Veeser & Golubnitschaja, 2018). In other cases, problems with sleep patterns and quality were found (Konieczka et al., 2014; Kunin et al., 2018, 2020), stress levels (Konieczka et al., 2016), and reproductive problems (O'Brien et al., 2017); for example in women the opportunity for ovulatory dysfunction (Witchel & Azziz, 2010). Some of the facts of this previous study illustrate that being underweight needs to be a normal nutritional status. Physical education teachers who are underweight need to pay attention to this (figure 4).

Teachers with above-normal nutritional status (overweight or obese) will also be at risk for their health. The problem for overweight and obese people is the high risk of high blood pressure and diabetes (Azarbal et al., 2016). Furthermore, clinical trials found a positive relationship between overweight and prostate cancer (Zhao et al., 2016). Someone who is overweight is also found to often have problems with the knee joints with the main disease being osteoarthritis (Gustina et al., 2020; Husnah et al., 2019). Obesity causes a decrease in lung compliance, lung volume, and peripheral airway diameter which affects blood volume in the lungs and ventilation perfusion (Berawi & Ningrum, 2017). Overweight and obese increase the risk of Low Back Pain (LBP) (Armiza, 2019). It is clear that ideal nutritional status is needed to avoid various health threats for physical education teachers, especially in this study the results showed that a total of 52 teachers were overweight and obese (figure 4).

Nutritional status for physical education teachers besides playing a role in work productivity and health, also has an impact on their fitness level. Previous research illustrates the strong relevance between nutritional status and nutritional intake on achieving a level of physical fitness (Yusuf et al., 2020). Conversely, other studies explain that the built environment and physical fitness will be related to one's health (Frehlich et al., 2022). Good health through the fulfillment of physical activity will not

only have an impact on fitness, bone health, and nutritional status, but will also have an impact on improving emotional health and social health (Kapoor et al., 2022). Some of these things can support the performance of physical education teachers in teaching.

Another problem that arises for informants with abnormal nutritional status is the problem of personality and professional competence. As a physical education teacher, you must have good personal and professional competence. Personality competence is related to personality abilities, identity as an educator who is a role model for students (Oviyanti, 2017). Meanwhile, professional competence is related to the level of professionalism of teacher work according to their area of expertise (Shidiq et al., 2022). In this condition, a physical education teacher, one of whose main tasks is to make students healthy and fit, of course, must be able to become a role model for these students. Physical education teachers with ideal nutritional status will certainly provide more confidence and motivation for their students to be able to follow the example or material provided in learning (one of which is related to physical fitness). Personal competence (Kartika & Ambara, 2021) and professionals (Krisnawati et al., 2022; Kurniadi et al., 2020) have an influence on student learning motivation.

5. Conclusion and Recommendation

The conclusion that can be drawn from this study is that there are still physical education teachers with nutritional status problems in the underweight, overweight and obese categories. Only 59% have the ideal level of nutritional status. Theoretically and previous empirical data, for physical education teachers who are not in the ideal category will be at risk of experiencing health problems, decreasing fitness levels, and showing profiles of personal competence and professional competence that have not been maximized.

In particular, it was recommended for informants with abnormal levels of nutritional status to adjust their eating patterns and levels of physical activity in order to obtain normal nutritional status and support their fitness levels. In general, other physical education teachers can measure nutritional status regularly and try to keep it in the normal category (healthy weight). Further research can be carried out quantitatively to see the impact of nutritional status on physical fitness (other related variables) for physical education teachers.

Acknowledgement

The authors thank the 124 informants who independently measured nutritional status and voluntarily provided data for analysis in this study.

References

- Almatsier, S. (2010). *Prinsip Dasar Ilmu Gizi*. PT Gramedia Pustaka Utama.
- Amin, M. D., Kawatu, P. A. T., & Amisi, M. D. (2019). Hubungan antara Umur dan Status Gizi dengan Kelelahan Kerja pada Pekerja Lapangan PT Pelabuhan Indonesia IV (Persero) Cabang Bitung. *EBiomedik*, 7(2), 113–117. <https://ejournal.unsrat.ac.id/v3/index.php/ebiomedik/article/view/24643/24354>
- Armiza, M. (2019). Hubungan Indeks Massa Tubuh Dengan Intensitas Nyeri Punggung Bawah Pada Penderita Low Back Pain Yang Berobat Di Rumah Sakit Sundari Tahun 2018. *Repositori Institusi Universitas Sumatera Utara (RI-USU)*.
- Avishai, E., Yeghiazaryan, K., & Golubnitschaja, O. (2017). Impaired wound healing: facts and hypotheses for multi-professional considerations in predictive, preventive and personalised medicine. *EPMA Journal*, 8(1), 23–33. <https://doi.org/10.1007/s13167-017-0081-y>

- Azarbal, F., Stefanick, M. L., Assimes, T. L., Manson, J. E., Bea, J. W., Li, W., Hlatky, M. A., Larson, J. C., LeBlanc, E. S., Albert, C. M., Nassir, R., Martin, L. W., & Perez, M. V. (2016). Lean body mass and risk of incident atrial fibrillation in post-menopausal women. *European Heart Journal*, 37(20), 1606–1613. <https://doi.org/10.1093/eurheartj/ehv423>
- Bayu, W. I., Syafaruddin, S., Yusfi, H., Syamsuramel, S., Solahuddin, S., & Victorian, A. R. (2021). Gambaran aktivitas fisik dan indeks massa tubuh calon guru pendidikan jasmani selama pandemi Covid-19. *Multilateral: Jurnal Pendidikan Jasmani Dan Olahraga*, 20(2), 130. <https://doi.org/10.20527/multilateral.v20i2.10394>
- Berawi, K. N., & Ningrum, A. F. (2017). Faktor Risiko Obesitas dan Kejadian Asma. *Majority*, 6(2).
- Bubnov, R., Polivka, J., Zubor, P., Konieczka, K., & Golubnitschaja, O. (2017). “Pre-metastatic niches” in breast cancer: are they created by or prior to the tumour onset? “Flammer Syndrome” relevance to address the question. *EPMA Journal*, 8(2), 141–157. <https://doi.org/10.1007/s13167-017-0092-8>
- Coin, A., Sergi, G., Benincà, P., Lupoli, L., Cinti, G., Ferrara, L., Benedetti, G., Tomasi, G., Pisent, C., & Enzi, G. (2000). Bone mineral density and body composition in underweight and normal elderly subjects. *Osteoporosis International*, 11(12). <https://doi.org/10.1007/s001980070026>
- Dadayeva, V. A., Fedorovich, A. A., Mikhailova, M. A., Kim, O. T., & Drapkina, O. M. (2020). The state of vascular wall in obesity. In *Profilakticheskaya Meditsina* (Vol. 23, Issue 5). <https://doi.org/10.17116/profmed202023051158>
- Fitriyana, N. L. (2022). Hubungan Status Gizi Terhadap Kebugaran Jasmani Atlet PB Rio di Masa Pandemi Covid-19 Desa Bakaran Kulon Juwana Pati. *Seminar Nasional Keindonesiaan (FPIPSKR)*. <https://conference.upgris.ac.id/index.php/snk/article/view/3077>
- Frehlich, L., Christie, C. D., Ronksley, P. E., Turin, T. C., Doyle-Baker, P., & McCormack, G. R. (2022). The neighbourhood built environment and health-related fitness: a narrative systematic review. *International Journal of Behavioral Nutrition and Physical Activity*, 19(1), 124. <https://doi.org/10.1186/s12966-022-01359-0>
- Funada, S., Shimazu, T., Kakizaki, M., Kuriyama, S., Sato, Y., Matsuda-Ohmori, K., Nishino, Y., & Tsuji, I. (2008). Body mass index and cardiovascular disease mortality in Japan: The Ohsaki Study. *Preventive Medicine*, 47(1), 66–70. <https://doi.org/10.1016/j.ypmed.2008.03.010>
- Gunarsa, S. D., & Wibowo, S. (2021). Hubungan Kualitas Tidur Dengan Kebugaran Jasmani Siswa. *Jurnal Pendidikan Jasmani*, 09(01), 43–52.
- Gustina, E., Handani, M. C., & Sirait, A. (2020). Faktor-Faktor yang Mempengaruhi Osteoarthritis Studi Kasus Kontrol Di Rumah Sakit TK II Putri Hijau Medan Tahun 2017. *Excellent Midwifery Journal*, 3(1).
- Husnah, S. E., Andriati, A., Wardhana, T. H., & Awalia, A. (2019). Osteoarthritis Knee Patient with Obesity in Airlangga University Hospital Surabaya. *Jurnal Ilmiah Kesehatan (JIKA)*, 1(2). <https://doi.org/10.36590/jika.v1i2.30>
- Juliansyah, M. A., Sugiyanto, F., & Hita, I. P. A. D. (2021). The Fitness of Middle Age to The Elderly Based on Body Mass Index and Age in The New Normal Era. *Journal Sport Area*, 6(2), 254–262. [https://doi.org/10.25299/SPORTAREA.2021.VOL6\(2\).6362](https://doi.org/10.25299/SPORTAREA.2021.VOL6(2).6362)
- Kaharuddin, K. (2021). Kualitatif: Ciri dan Karakter Sebagai Metodologi. *Equilibrium: Jurnal Pendidikan*, 9(1), 1–8. <https://doi.org/10.26618/EQUILIBRIUM.V9I1.4489>
- Kapoor, G., Chauhan, P., Singh, G., Malhotra, N., & Chahal, A. (2022). Physical Activity for Health and Fitness: Past, Present and Future. *Journal of Lifestyle Medicine*, 12(1), 9–14. <https://doi.org/10.15280/jlm.2022.12.1.9>
- Kartika, N. K., & Ambara, D. P. (2021). Kompetensi Kepribadian dan Motivasi Mengajar Berpengaruh Terhadap Kinerja Guru PAUD. *Jurnal Pendidikan Anak Usia Dini Undiksha*, 9(3), 381. <https://doi.org/10.23887/paud.v9i3.39952>
- Kim, J. H., Yoon, K. H., Hur, H., Park, S., Kim, J. Y., Park, H. S., Kim, S. I., Cho, Y. U., & Park, B.-W. (2019). Prevalence of breast cancer-related risk factors in underweight premenopausal

- women: the Korea National Health and Nutrition Examination Survey IV–VI. *Breast Cancer Research and Treatment*, 174(2), 515–524. <https://doi.org/10.1007/s10549-018-05091-x>
- Konieczka, K., Koch, S., Schoetzau, A., & Todorova, M. (2016). Increased Prevalence of Flammer Syndrome in Patients with Retinitis Pigmentosa. *Klinische Monatsblätter Für Augenheilkunde*, 233(04), 448–452. <https://doi.org/10.1055/s-0041-111802>
- Konieczka, K., Ritch, R., Traverso, C. E., Kim, D. M., Kook, M. S., Gallino, A., Golubnitschaja, O., Erb, C., Reitsamer, H. A., Kida, T., Kurysheva, N., & Yao, K. (2014). Flammer syndrome. *EPMA Journal*, 5(1), 11. <https://doi.org/10.1186/1878-5085-5-11>
- Krisnawati, K., Yulaeha, S., & Budiastira, K. (2022). Pengaruh Kompetensi Pedagogik dan Profesional Guru Terhadap Motivasi Belajar Peserta Didik Sekolah Dasar. *Jurnal Basicedu*, 6(1), 1116–1124. <https://doi.org/10.31004/basicedu.v6i1.2181>
- Kunin, A., Polivka, J., Moiseeva, N., & Golubnitschaja, O. (2018). “Dry mouth” and “Flammer” syndromes—neglected risks in adolescents and new concepts by predictive, preventive and personalised approach. *EPMA Journal*, 9(3), 307–317. <https://doi.org/10.1007/s13167-018-0145-7>
- Kunin, A., Sargheini, N., Birkenbihl, C., Moiseeva, N., Fröhlich, H., & Golubnitschaja, O. (2020). Voice perturbations under the stress overload in young individuals: phenotyping and suboptimal health as predictors for cascading pathologies. *EPMA Journal*, 11(4), 517–527. <https://doi.org/10.1007/s13167-020-00229-8>
- Kurniadi, A., Popoi, I., & Mahmud, M. (2020). Pengaruh Kompetensi Profesional Guru Terhadap Motivasi Belajar Siswa. *Jambura Economic Education Journal*, 2(1). <https://doi.org/10.37479/jeej.v2i1.4425>
- Kurniansyah, M. R. T. (2020). Hubungan Antropometri Dengan Kebugaran Jasmani Pemain Sepakbola SMA. *Jurnal Cerdas Sifa Pendidikan*, 9(1).
- Kusuma, A. I., Pieter, S., Puriana, R. H., Ismawandi, B., & Utamayasa, I. G. D. (2022). Perubahan Pola Hidup Guru Pendidikan Jasmani Selama Pandemi Covid-19. *Jurnal Porkes*, 5(1), 199–210. <https://e-journal.hamzanwadi.ac.id/index.php/porkes>
- Lim, J., & Park, H. S. (2016). Relationship between underweight, bone mineral density and skeletal muscle index in premenopausal Korean women. *International Journal of Clinical Practice*, 70(6). <https://doi.org/10.1111/ijcp.12801>
- Ningtyias, F. W., Fiamanatilillah, R. F., & Rohmawati, N. R. (2020). Kontribusi Zat Gizi Makan Siang Sekolah dan Kecukupan Gizi Terhadap Status Gizi Siswa di SD Al-Furqan Jember. *Buletin Penelitian Sistem Kesehatan*, 22(4), 265–271. <https://doi.org/10.22435/hsr.v22i4.1297>
- O’Brien, K. M., Whelan, D. R., Sandler, D. P., Hall, J. E., & Weinberg, C. R. (2017). Predictors and long-term health outcomes of eating disorders. *PLOS ONE*, 12(7), e0181104. <https://doi.org/10.1371/journal.pone.0181104>
- Oktriani, S., Kusmaedi, N., Daniel Ray, H. R., & Setiawan, A. (2020). Perbedaan Jenis Kelamin, Usia, dan Body Mass Index (BMI) Hubungannya dengan Kebugaran Jasmani Lanjut Usia. *Jurnal Terapan Ilmu Keolahragaan*, 5(1), 28–40. <https://doi.org/10.17509/jtikor.v5i1.24895>
- Oliveira, C. V. de A., de Souza, D. E., Magalhães, A. G., da Silva, J. P. C., & Correia, G. N. (2020). Prevalence and factors associated with chronic back problem in women of childbearing age. *Ciencia e Saude Coletiva*, 25(3). <https://doi.org/10.1590/1413-81232020253.15522018>
- Oviyanti, F. (2017). Urgensi Kecerdasan Interpersonal Bagi Guru. *Tadrib: Jurnal Pendidikan Agama Islam*, 3(1), 75. <https://doi.org/10.19109/Tadrib.v3i1.1384>
- Park, D., Lee, J.-H., & Han, S. (2017). Underweight. *Medicine*, 96(48), e8769. <https://doi.org/10.1097/MD.0000000000008769>
- Pharr, J. R., Coughenour, C. A., & Bungum, T. J. (2018). An assessment of the relationship of physical activity, obesity, and chronic diseases/conditions between active/obese and sedentary/ normal weight American women in a national sample. *Public Health*, 156. <https://doi.org/10.1016/j.puhe.2017.12.013>

- Polivka, J., Polivka, J., Pesta, M., Rohan, V., Celedova, L., Mahajani, S., Topolcan, O., & Golubnitschaja, O. (2019). Risks associated with the stroke predisposition at young age: facts and hypotheses in light of individualized predictive and preventive approach. *EPMA Journal*, *10*(1), 81–99. <https://doi.org/10.1007/s13167-019-00162-5>
- Prusak, K., Graser, S. V., Pennington, T., Zandrea, M., Wilkinson, C., & Hager, R. (2011). A Critical Look at Physical Education and What Must Be Done to Address Obesity Issues. *Journal of Physical Education, Recreation & Dance*, *82*(4), 39–46. <https://doi.org/10.1080/07303084.2011.10598613>
- Putro, B., & Winarno, M. (2022). Analisis Aktivitas Fisik dan Status Gizi Terhadap Kebugaran Jasmani Junior High School: Literature Review. *Sport Science and Health*, *4*(1), 1–11. <https://doi.org/10.17977/um062v4i12022p1-11>
- Ramadhanti, A. A. (2020). Status Gizi dan Kelelahan terhadap Produktivitas Kerja. *Jurnal Ilmiah Kesehatan Sandi Husada*, *11*(1), 213–218. <https://akper-sandikarsa.e-journal.id/JIKSH/article/view/251/209>
- Sato, Y., Fujimoto, S., Konta, T., Iseki, K., Moriyama, T., Yamagata, K., Tsuruya, K., Kimura, K., Narita, I., Kondo, M., Asahi, K., Kurahashi, I., Ohashi, Y., & Watanabe, T. (2015). Significance of estimated glomerular filtration rate in predicting brain or heart attacks in obese and non-obese populations. *Clinical and Experimental Nephrology*, *19*(5). <https://doi.org/10.1007/s10157-014-1062-2>
- Shidiq, A. A. P., Rozi, F., & Purnama, Y. (2022). Professional Competency Analysis of Physical Education Teachers at The Level of Private Madrasah Ibtidaiyah Based on Government Regulation Number 19 of 2017. *Al-Aulad: Journal of Islamic Primary Education*, *5*(2), 103–112. <https://doi.org/10.15575/al-aulad.v5i2.20001>
- Stolzenburg-Veeser, L., & Golubnitschaja, O. (2018). Mini-encyclopaedia of the wound healing - Opportunities for integrating multi-omic approaches into medical practice. *Journal of Proteomics*, *188*, 71–84. <https://doi.org/10.1016/j.jprot.2017.07.017>
- Wahana, S., & Rochmania, A. (2018). Hubungan Hidup Bersih dan Sehat dengan Tingkat Kebugaran Jasmani Siswa Kelas X di SMAN 2 Lamongan. *JOSSAE (Journal of Sport Science and Education)*, *3*(2), 103–111. <https://doi.org/10.26740/JOSSAE.V3N2.P103-111>
- Winda, N., Purba, S., & Yunis Bangun, S. (2019). Tingkat Kebugaran Jasmani Siswa SMP Negeri Se-Kecamatan Bosar Maligas Kabupaten Simalungun Provinsi Sumatera Utara. *JOSSAE (Journal of Sport Science and Education)*, *4*(1), 30–35. <https://doi.org/10.26740/JOSSAE.V4N1.P30-35>
- Witchel, S. F., & Azziz, R. (2010). Nonclassic Congenital Adrenal Hyperplasia. *International Journal of Pediatric Endocrinology*, *2010*, 1–11. <https://doi.org/10.1155/2010/625105>
- Yusuf, K. A. M., Nurcahyo, P. J., & Festiawan, R. (2020). Hubungan Status Gizi dan Asupan Energi dengan Tingkat Kebugaran Jasmani. *Jurnal Ilmu Keolahragaan*, *19*(1), 76–83. <https://jurnal.unimed.ac.id/2012/index.php/JIK/article/view/18458>
- Zhao, J., Stockwell, T., Roemer, A., & Chikritzhs, T. (2016). Is alcohol consumption a risk factor for prostate cancer? A systematic review and meta-analysis. *BMC Cancer*, *16*(1), 845. <https://doi.org/10.1186/s12885-016-2891-z>