

The Effect of Five-Week Aerobic Interval Training on The Body Composition of Pencak Silat Elite Athletes

by Sri Sumartiningsih

Submission date: 03-May-2023 11:11AM (UTC+0700)

Submission ID: 2082750891

File name: 7314-15289-1-SM.pdf (854.01K)

Word count: 6918

Character count: 34442

1

The Effect of Five-Week Aerobic Interval Training on The Body Composition of Pencak Silat Elite Athletes

Johansyah Lubis^{1*}, Nakrob Thongdaeng², Aridhotul Haqiyah³, Abdul Sukur¹, Dindin Abidin⁴, Astri Ayu Irawan⁵, Sri Sumartiningsih⁶, Yulingga Na³, and Hanief⁷

¹Universitas Negeri Jakarta Jl. Rawamangun Muka Raya, Jakarta 13220, Indonesia

²Thailand National Sport University Nakhon Nayok Rd, Bueng Nam Rak, Thanyaburi District, Pathum Thani 12110, Thailand Universitas Islam 45 Bekasi Jl. Cut Mutia Raya No. 83, Bekasi 17113, Indonesia

³Universitas Negeri Jakarta Jl. Rawamangun Muka Raya, Jakarta 13220, Indonesia

⁴Universitas Islam 45 Bekasi Jl. Cut Mutia Raya No. 83, Bekasi 17113, Indonesia

⁵Universitas Pagarbangsa Karawang Jl. HS. Ronggo Waluyo, Karawang 41361, Indonesia

⁶Universitas Negeri Semarang Jalan Raya Sekaran-Gunungpati Semarang 50229, Indonesia

⁷Universitas Negeri Malang Jl. Semarang No. 5, Malang 65141, Indonesia

Corresponding Author: Johansyah Lubis, E-mail: johansyah.sport@unj.ac.id

10

ARTICLE INFO

Article history

Received: January 01, 2022

Accepted: February 02, 2022

Published: April 30, 2022

Volume: 10 Issue: 2

Conflicts of interest: None.

Funding: None

ABSTRACT

Background: The direction of coaching is emphasized as a factor affecting the physical conditions of pencak silat martial arts athletes in all categories. One of the physical exercises that affects body composition is aerobic activity. **Objective:** This study aimed to examine the effects of aerobic interval (AI) training performed for five weeks on the body mass index (BMI), basal heart rate, and the VO₂max of elite athletes. **Methods:** The study used an experimental design involving total sampling. Thirty national-level pencak silat elite athletes (17 men and 13 women) were involved in this study. Of the participants, 23 had a normal BMI of 18.5 – 24.9 kg/m² and 7 had a BMI above 25 kg/m² (overweight). Their average age was 23.67 ± 4.10 years with an average height of 166.03 ± 7.15 cm and average initial weight of 64.84 ± 12.11 kg. They were in the preparation phase of their training. This experimental research used a one-group pre-test and post-test design. Mi Xiaomi Body Scale 2 was used for bioimpedance analysis (BIA), and body composition (body weight, BMI, body fat percentage, bone mass, protein percentage, total water body percentage, visceral fat, body age, muscle mass, and basal metabolic rate [BMR]) and VO₂max measurements were acquired using a multistage fitness test (MFT). The athletes lived in a dormitory where the food, type of training and exercise, and sleeping time were controlled to the exact condition. The AI training lasted 77 minutes per session, twice a week for five weeks, with vigorous intensity at 80–85% of the maximal heart rate, 5 minutes per interval, and 1 minute of rest between each interval. **Results:** The weight, BMI, body fat percentage, basal heart rate, and VO₂max showed significant differences ($p < 0.05$) after five weeks of AI training. However, AI training did not significantly alter muscle mass, percentage of water, percentage of protein, bone mineral density, or biological age. **Conclusion:** AI training performed for five weeks improved VO₂max and decreased basal heart rate, body weight, and fat percentage.

Key words: Aerobic Interval Training, Vigorous-Intensity, Body Composition, Heart Rate, Oxygen Consumption

INTRODUCTION

Martial arts competitions are always dependent on body weight, so athletes whose weights are not within a certain bodyweight range are not eligible to compete. Classifying an athlete as underweight, normal weight, overweight, or obese can be done using the body mass index (BMI) (DiFrancisco-Donoghue et al., 2020). According to BMI, underweight is considered below 18.5 kg/m², normal weight is between

18.5 and 24.9 kg/m², and overweight is between 25 and 30 kg/m² (Di Cesare et al., 2016). An increased BMI is associated with a risk of depression, especially among unhealthy, obese individuals (Malmir et al., 2019). It has also been reported that aging has an impact on increases in BMI, waist circumference, body fat, visceral fat, and muscle loss in both men and women (Liang et al., 2018). In female athletes, being overweight has an impact on aggression levels, as over-

4

Published by Australian International Academic Centre PTY.LTD.

Copyright (c) the author(s). This is an open access article under CC BY license (<https://creativecommons.org/licenses/by/4.0/>)

<http://dx.doi.org/10.7575/aiac.ijkss.v.10n.2p.16>

weight female athletes tend to not hesitate to express feelings of irritation (Urzeală et al., 2014). Overweight athletes are predicted to experience musculoskeletal dysfunction, which results in mobility limitations (Naderi et al., 2021).

Since athletes should match a certain bodyweight range, attempts to lose weight are frequently made. Some experts have suggested that the best method to lose weight is to combine a healthy diet, regular exercise, and behavior modifications. However, repeated rapid weight gain and loss have negative consequences, and such efforts should be undertaken with caution (Yen, 1992). Physical training can cause significant changes in body composition parameters, especially body fat and lean mass, which are important factors in regulating and maintaining body mass (Castelli Correia De Campos et al., 2013; Ubago-Guisado et al., 2017).

One of the physical exercises that affects body composition is aerobic activity. Aerobic exercise is not only associated with decreased obesity, decreased overweight, improved quality of life, and decreased fat profile, but if done properly, aerobic exercise is effective for treating toxicity, and it is accompanied by no other risks (Bortolozzo et al., 2020). Aerobic interval (AI) training has been assessed as an effective method for increasing aerobic capacity and the recovery of the heart rate (HR), as well as improving cardiac and psychosocial functions (Molmen-Hansen et al., 2012; Hannan et al., 2018). Furthermore, AI exercise for pencak silat athletes is needed in the preparation phase because this type of exercise reduces BMI and body fat but does not significantly change lean mass. It even increases VO₂max (Tjønnå et al., 2009). In addition, after six weeks of AI training, there was an effect on body weight, waist circumference, BMI, triglycerides, total cholesterol, HDL cholesterol, LDL cholesterol, and VO₂max (Farsani & Rezaeimanesh, 2011).

Exercise intensity is an important factor in the implementation of AI programs (Tjønnå et al., 2008), where the intensity needs to be at the lactate threshold or slightly above (Baquet et al., 2003). When performing AI exercises, it is also recommended to gradually determine the maximum heart rate (HR_{max}), maximal power output (VO₂max), and lactate threshold (Laursen & Jenkins, 2002). It is recommended that the AI exercise be performed for 20–40 minutes of the total training duration at 80–100% of HR_{max} (Bompa & Buzzichelli, 2019), as this type of training needs to be performed at the near maximal or >80% of HR_{max} (Weston et al., 2014). AI training is also called threshold training or speed or tempo training, as it involves a high intensity (100% HR_{max}) or a higher volume than low intensity interval training (90% VO₂max) (Seiler et al., 2013). Competitive cross-country (XC) skiers could definitely encounter improvements in time-trial (TT) efficiency after a bout of high-intensity interval training (HIIT) (Winegard et al., 2021). A meta-analysis suggested that HIIT results in a 28.5% greater reduction in total fat mass than moderate-intensity continuous training (MICT) (Viana et al., 2019). AI training is also able to restore heart function in overweight athletes and improve body composition (França et al., 2020). HIIT was found to be effective for weight loss and reducing body fat in obese young men (Hemmatinfar et al., 2020). AI

training is also used in cardiac rehabilitation (CR) training as an alternative to improve the psychological and physical health of patients with coronary artery disease (CAD) (Tera-da et al., 2019) and can be used to help children achieve an optimal body fat percentage and improve some physical fitness indices (Rad et al., 2019).

The direction of coaching is emphasized to be an important factor affecting the physical condition of pencak silat martial arts athletes of all categories, especially for the match (*tanding*) category, because the pencak silat martial arts category must finish three rounds of 6 minutes for each match (Lubis, 2015). In this category, an athlete directly competes against an opponent, so the athlete must be ready when hit or kicked, although there is equipment that will protect the athletes during the match. This equipment comes in the form of a body protector, gentle cup (for male athletes), and so on (Tangkudung et al., 2020). The risk of injury in one match (*tanding*) category is greater than in another (*tunggal*, *ganda*, and *regu*) category.

In the preparatory phase of the exercise program, endurance training creates an important foundation (Bompa & Buzzichelli, 2019). AI training is an alternative exercise for pencak silat martial arts athletes, who are predominantly anaerobic athletes (Lubis et al., 2021). A better BMI affects athletic performance, and there is a relationship between BMI and decreased physical activity. Physical exercise should be considered a potential intervention for clinical treatments, disease prevention and public health regulation (Porrás-Segovia et al., 2019). Few studies have discussed the effects of exercise on BMI, especially in athletes. Thus, this study bridges this gap and offers an important contribution, especially because match category athletes are very dependent on body weight and body weight maintenance. This study aims to examine the effects of AI training performed for five weeks on the BMI, basal HR, and VO₂max of pencak silat elite athletes who were preparing for the 2022 SEA Games in Vietnam.

METHOD

Participants and Study Design

This research involved an experimental study with a one-group pre-test and post-test design. A total of 30 elite national pencak silat athletes were called to the National Training Center, and all were taken as samples (total sampling). The independent variable was AI training, and the dependent variable was body composition (weight [kg], BMI [kg/m²], fat mass (%), muscle mass (kg), total body water, protein profile, basal metabolic rate [BMR], visceral fat (%), bone density (%), body age (y), VO₂max (ml/kg/min), and basal pulse [per minute]).

This study used a total sampling method involving 30 elite national Pencak silat athletes who were preparing for the 2022 SEA Games. Of the sample, 17 were men, and 13 were women; 23 had a normal BMI (18.5–24.9 kg/m²), and 7 had a BMI above 29 kg/m² (overweight). Their average age was 23.67 ± 4.10 years, average height was 166.03 ± 7.15 cm, and average initial weight was 64.84 ± 12.65 kg. Before the

experiment started, the participants were informed about the research implementation protocol and the data collection process. Then, they were required to provide their informed consent to participate in the research process. The study was approved by the local ethics committee of Universitas Negeri Jakarta (No. B/349/UN39.14/PT/202), and written consent was obtained from all participants prior to testing.

Preliminary Procedure

Participants underwent several health examinations, including the rapid test (antigen) for COVID-19, an EKG, as well as complete blood, lung, and joint checks. In addition, participants' body composition was screened to determine their BMI and VO₂max. During this study, participants were not allowed to smoke or drink alcoholic beverages. They were also required to perform AI training for 67–77 minutes twice a week for 5 weeks at 2 hours per session while wearing sportswear and shoes. During each training session, Polar was employed to monitor the participants' pulses. The inclusion criteria were as follows: healthy individuals who tested negative for COVID-19 and were willing to live in the dormitory. Exclusion criteria were as follows: those who did not follow the agreed-upon research procedure and participated in uncontrolled food intake.

Experimental Protocol (Before and After AI Training)

The participants' body composition was measured using the Mi Xiaomi Body Scale 2 for bioimpedance analysis (BIA), including body weight, BMI, body fat percentage, bone mass, protein percentage, total water body percentage, visceral fat, body age, muscle mass, and BMR. BMR and resting HR were measured using Polar. VO₂max measurements were acquired using a multistage fitness test (MFT).

AI Training Program Protocol

The participants engaged in the AI training sessions twice a week for five weeks. Each training session was performed for 67–77 minutes. The duration included 15 minutes of warm-up. The full session included 8 intervals. Each interval featured 5 minutes of exercise at 80% intensity, peak power of VO₂max was at 80–85% HRmax, and 1 minute of rest was allowed between each interval. This training program involved a 5:1 ratio of work-to-rest intervals. The session was concluded with a 10–15 minute cool-down period (Weston et al., 2014).

Instrumentation and Measured Parameters

Measurements were conducted for all participants. Body temperature was measured using an infrared thermogun 10 cm away from the forehead. Body composition was measured by BIA using the Mi Xiaomi scale (Walter-Kroeker et al., 2011), which is considered one of the most practical methods for estimating body composition, as it is accessible, portable, affordable, practicable for rapid assessment procedures, and has high validity against DXA (Huang et al.,

2018). Pulse rate was measured using Polar (OH1 HR monitor). Polar was tied to the upper arm, and HR was monitored using an iPad (Apple) and Polar team data.

Statistical Analysis

The statistical analysis was performed using SPSS v26.0 for Windows (SPSS Inc., Chicago, USA). A paired sample t-test was used to compare the mean and test the significance of all study variables. Measurements of body weight, BMI, fat percentage, bone mass, protein percentage, total water body percentage, visceral fat, body age, muscle mass, and BMR were performed using paired samples t-tests to determine the effects of AI training. Statistical significance was accepted at the level (two-tailed) of $P < 0.05$.

RESULT

Table 1 presents the descriptive statistics results for the research variables. Male and female athletes showed different average pre-test and post-test values.

The Table 2 presents the hypothesis test results. For male and female athletes, the average body weight pre- and post-test (see Figure 1) was 64.84 + 12.65 and 62.10 + 12.47, respectively ($t[29] = -5.430$, $p = 0.000$), so there was a significant body weight loss. The average BMI pre- and post-test was (see Figure 2) 23.27 kg/m² + 2.93 and 23.01 kg/m² + 2.91 ($t[29] = -4.479$, $p = 0.000$), so there was a significant BMI decrease. The average fat mass pre- and post-test (see Figure 3) was 24.04% + 5.96 and 23.12% + 6.67 ($t[29] = -3.415$, $p = 0.002$), so there was significant fat loss. The average muscle mass pre- and post-test was (see Figure 4) 46.67 kg + 8.59 and 47.13 kg + 8.05 ($t[29] = -0.605$, $p = 0.550$), so there were no significant changes despite the fact that, descriptively, there was an increase in muscle mass.

The average body water pre- and post-test was (see Figure 5) 52.07% + 7.95 and 52.04% + 7.26 ($t[29] = -0.815$, $p = 0.422$), so there was no significant change. The average protein percentage pre- and post-test was (see Figure 6) 19.47% + 2.54 and 19.97% + 3.15 ($t[29] = 1.479$, $p = 0.150$), so there was no significant increase in body water. The average BMR pre- and post-test was (see Figure 7) 1377.79 kcal + 337.5 and 1442.87% + 227.14 ($t[29] = 1.166$, $p = 0.253$), so there was no significant BMR change. The average visceral fat pre- and post-test was (see Figure 8) 6.07% + 3.28 and 5.90% + 3.09 ($t[29] = -1.000$, $p = 0.326$), so there was an insignificant visceral fat loss. The average bone density pre- and post-test was (see Figure 9) 2.64 kg + 0.36 and 2.69 kg + 0.33 ($t[29] = 0.362$, $p = 0.720$), so there was an insignificant increase in bone density. The average body age pre- and post-test was (see Figure 10) 24.03 years + 7.12 and 22.25 years + 7.94 ($t[29] = -1.945$, $p = 0.062$), so there was an insignificant body age decrease.

The average VO₂max pre- and post-test was (see Figure 11) 45.28 ml/kg/min + 7.68 and 49.79 ml/kg/min + 6.72 ($t[29] = 6.502$, $p = 0.000$), so there was a significant VO₂max increase after the five weeks of AI training. The athletes' basal pulse was checked the next day after training before doing activities after each treatment. The average ini-

Table 1. Descriptive statistic

Variable	Pre-test		Post-test	
	Men (n=17)	Woman (n=13)	Men (n=17)	Woman (n=13)
Weight (Kg)	70.6±12.7	57.3±8.7	69.8±12.7	56.9±8.3
BMI (Kg/m ²)	24.3±3	21.9±2.4	24±3	21.7±2.3
Fat Mass (%)	20.1±5.8	27.9±5.1	19.6±5.8	27.7±5.1
Muscle Mass (Kg)	52.9±5.7	38.5±3.8	52.6±5.7	40±4.5
Total Body Water	55±3.6	50.2±2.7	55.3±3.8	47.8±8.8
Protein Profile	20.8±2	17.7±2.3	21±1.8	18.6±4.1
Basal Metabolic Rate	1479.1±424.7	1245.3±91.8	1589.6±192.1	1250.9±96.6
Visceral Fat (%)	8.1±2.8	3.4±1.7	7.7±2.6	3.5±2
Bone Density (%)	2.8±0.3	2.4±0.3	2.8±0.3	2.4±0.3
Body Age (y)	24.6±7.5	21.5±9.4	22±9	20.9±9.2
VO ₂ max (ml.kg.min)	48.8±6.6	40.6±6.9	53.5±5.9	44.9±4.6
Basal Pulse (permin)	59.9±4.8	58±4.5	55.4±5.4	56.6±5.7

Table 2. Hypothesis test result

		Paired Differences					t	df	Sig. (2-tailed)
		Mean		Std. Error Mean	95% Confidence Interval of the Difference				
		Mean	Std. Deviation		Lower	Upper			
		Mean	Std. Deviation	Std. Error Mean	Lower	Upper			
1	Weight (Kg)	-0.73967	0.74609	0.13622	-1.01826	-0.46107	-5.430	29	0.000
Pair 2	BMI (Kg/m ²)	-0.24733	0.30247	0.05522	-0.36028	-0.13439	-4.479	29	0.000
Pair 3	Fat Mass (%)	-0.36667	0.58800	0.10735	-0.58623	-0.14710	-3.415	29	0.002
Pair 4	Muscle Mass (Kg)	0.45933	4.15887	0.75930	-1.09362	2.01228	0.605	29	0.550
Pair 5	Total Body Water	-0.89333	6.00609	1.09656	-3.13604	1.34938	-0.815	29	0.422
Pair 6	Protein Profile	0.51533	1.90817	0.34838	-0.19719	1.22786	1.479	29	0.150
Pair 7	Basal Metabolic Rate	65.07723	305.78231	55.82796	-49.10376	179.25822	1.166	29	0.253
Pair 8	Visceral Fat (%)	-0.16667	0.91287	0.16667	-0.50754	0.17420	-1.000	29	0.326
Pair 9	Bone Density (%)	0.00333	0.05047	0.00921	-0.01551	0.02218	0.362	29	0.720
Pair 10	Body Age (y)	-1.72367	4.85405	0.88622	-3.53620	0.08887	-1.945	29	0.062
Pair 11	VO ₂ max (ml.kg.min)	4.50500	3.79515	0.69290	3.08787	5.92213	6.502	29	0.000
Pair 12	Basal Pulse (permin)	-3.16667	5.90198	1.07755	-5.37050	-0.96283	-2.939	29	0.006

tial basal pulse was (see Figure 12) 59.07 ± 4.61 and 55.90 ± 5.39 (t[29] = -2.939, p = 0.006), so there was a significant basal rate decrease.

DISCUSSION

The AI training lasted 67–77 minutes per session twice a week for five weeks, with vigorous intensity at 80–85% of HRmax. Each interval lasted 5 minutes with 1 minute of rest between each interval. The weight, BMI, body fat percentage, basal HR, and VO₂max showed significant differences ($p < 0.05$) after five weeks of AI training. However, muscle mass, percentage of water, percentage of protein, bone mineral density, and biological age did not show significant differences. The AI training performed for five weeks improved VO₂max and decreased basal HR, body weight, and fat percentage.

This study revealed significant decreases in body weight, BMI, and body fat. This result is similar to one study on HIIT suggesting that AI training can reduce body weight and fat mass, especially in overweight athletes (De Feo, 2013), and create a longer-lasting decrease in blood pressure (Shakoor et al., 2020). The oxygen intake from the activity can contribute to long-term body weight maintenance and general health, and weight loss is possible if the training is done in a continuous and consistent manner (Berg, 2008). AI training was also considered effective in significantly reducing fat mass and secondary body weight, but it was not helpful in increasing significant muscle gain, although the training difficulty needs to be taken into consideration (Juránková et al., 2015). The AI training program was a high-intensity exercise that was supposed to decrease the pulse rate (Beijer

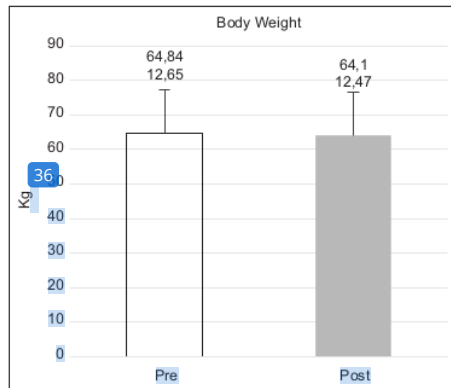


Figure 1. Body weight diagram

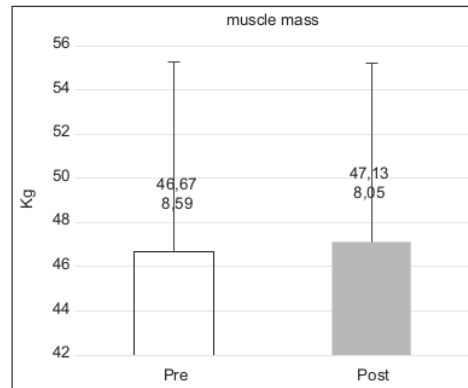


Figure 4. Muscle mass diagram

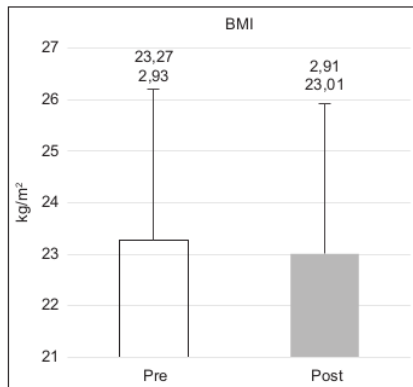


Figure 2. BMI diagram

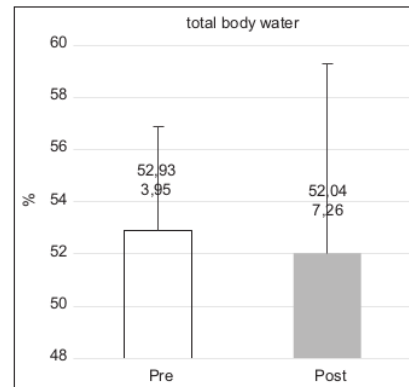


Figure 5. Total body water diagram

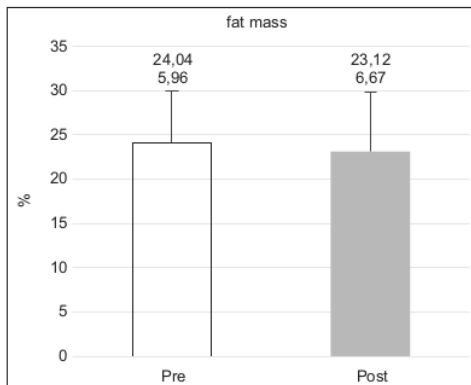


Figure 3. Fat mass diagram

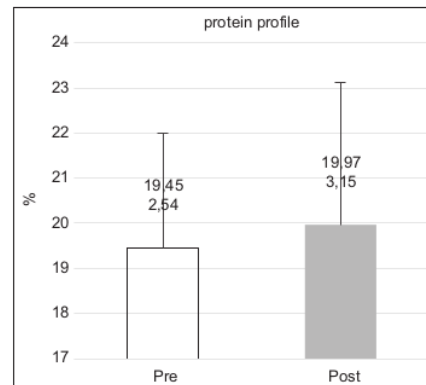


Figure 6. Protein profile diagram

et al., 2018). However, this study showed that the basal pulse rate was stable. In a similar study that involved overweight individuals, AI training resulted in reduced body fat and visceral fat (Boutcher, 2011), although a direct comparison cannot be made since this study only involved 30% overweight participants. Moreover, the main concern of this study is not specifically weight loss. This study also revealed that the

participants experienced an increase in VO₂max after participating in the AI training for 5 weeks. Meanwhile, HIIT training for 2 weeks could increase VO₂max and the average and peak strength output but did not affect resting HR or muscle strength production (Astorino et al., 2012). However, in this study, AI training for 5 weeks had an effect on VO₂max and basal pulse rate, but not on muscle mass. A progressive

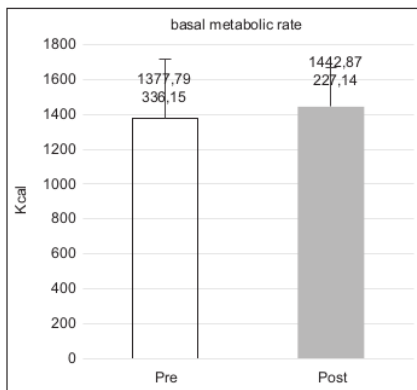


Figure 7. Basal metabolic rate diagram

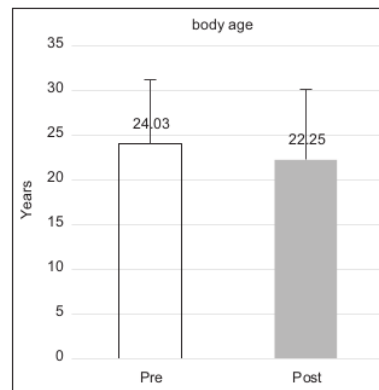


Figure 10. Body age diagram

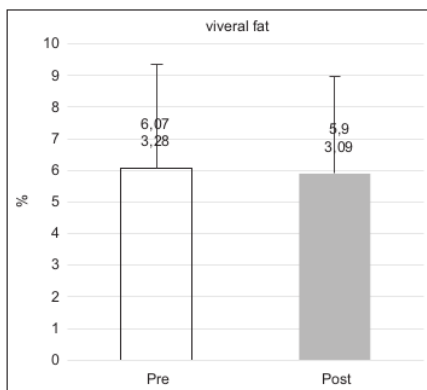


Figure 8. Visceral fat diagram

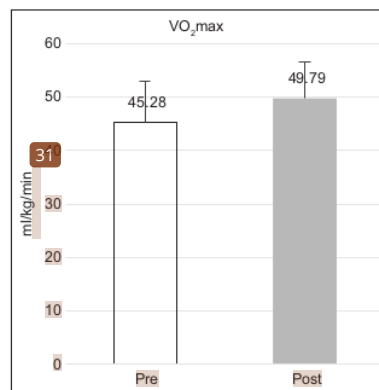


Figure 11. Vo2max diagram

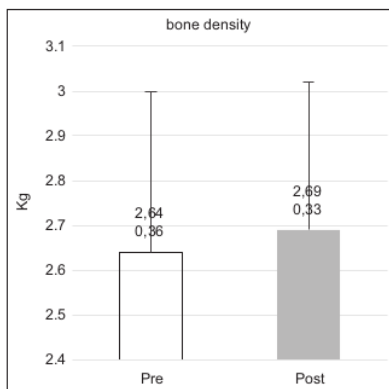


Figure 9. Bone density diagram

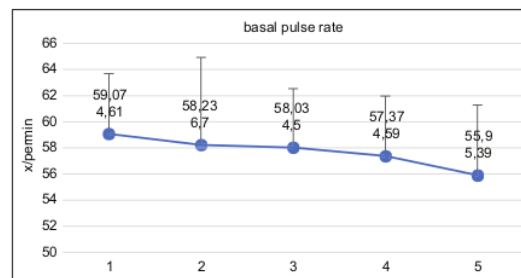


Figure 12. Basal pulse rate diagram

increase was also seen in the dominance of VO₂max, whose baseline was below 45 ml/kg/min. ⁴⁸

This experiment also found that there were no significant changes in muscle mass, in contrast to a study that showed a significant change in the muscle mass of overweight and obese individuals (Blue Malia et al., 2020). This is because the study involved only 30% overweight participants.

²⁰ Further research is needed to take into account the muscle characteristics and the characteristic ²⁰ the overweight population. This study also found that there was no significant change in visceral fat. This is similar to a study that revealed no significant changes in visceral fat after participants underwent HIIT, but there was a significant change in visceral fat in obese young females after participating in MICT for 12 weeks (Zhang et al., 2017). This suggests that further study is needed to examine visceral fat loss following a more intense volume and longer period of AI training. ¹⁸ The ineffectiveness of AI training in reducing visceral fat is in line with

one study that reported that the degree of visceral fat in obese adults was higher than in adults who were not obese. In addition, total cholesterol, triglycerides, LDL cholesterol, and the TG/HDL ratio were correlated with the degree of visceral fat (Salazar et al., 2014). This study also revealed that there was no significant change in bone density, as AI training is endurance training. This is in line with a study that suggested that endurance athletes, such as marathon runners, 800 m runners, cyclists, and swimmers, have a lower bone density than weightlifting or judo athletes (Hinrichs et al., 2010). Bone density can be affected by the weight lifting process, so training activities that involve weights affect bone density, unlike endurance sports (Bellew & Gehrig, 2006). Thus, to increase bone density, the incorporation of strength training or weightlifting into AI training programs is recommended.

During this 5-week study, the participants also underwent a national pencak silat training program. They lived in the same dormitory and had the same meals, although the portions for each participant were not controlled. During this period, the participants experienced an increase in BMR, although it was not significant, as BMR is strongly affected by lifestyle, including physical activity, diet, and smoking habits (López-Sánchez et al., 2020). This finding is different from one study that involved children suffering from narcolepsy, suggesting that BMR is heavily correlated with BMI. In 3 to 4 years, the increase in BMI to a normal level would be in line with the process of covering the BMR to a healthy level (Wang et al., 2016). In this study, there was a significant increase in BMI but not in BMR. It can be assumed that the duration of the study was not adequate for examining the increase in BMR.

A limitation of this study is the athletes' uncontrolled food intake. Despite this limitation, our study adds valuable evidence that can eventually inform pencak silat training and practice. Coaches and sports educators should be encouraged to teach pencak silat athletes how to engage in five-week AI training to decrease body weight, BMI, fat mass, and basal pulse rate, as well as to increase VO₂max. Recommendations for further research are to control for athletes' caloric intake to determine changes in muscle mass, total body water, protein profile, BMR, and bone density.

CONCLUSION

This study concluded that a five-week AI training program resulted in a significant decrease in body weight, BMI, fat mass, and basal pulse rate, as well as an increase in VO₂max. Since there was no control in the participants' caloric intake, muscle mass, total body water, protein profile, BMR, and bone density did not show significant changes. It also revealed that overweight participants experienced more significant changes compared to participants whose BMI was normal. AI training for a duration of 67–77 minutes twice a week for five weeks significantly decreased body weight, BMI, body fat, and basal HR, as well as increased VO₂max.

ACKNOWLEDGEMENT

Our sincere gratitude towards the officials and staff of PB IPSI (Pencak Silat Indonesia Sport Association), Physiology

lab team of the Faculty of Sport Science of Universitas Negeri Jakarta, as well as the coaching staff and national trainers for the 2022 SEA Games, and Lembaga Pengelola Dana Pendidikan (LPDP).

REFERENCES

- Astorino, T. A., Allen, R. P., Roberson, D. W., & Jurancich, M. (2012). Effect of high-intensity interval training on cardiovascular function, VO₂max, and muscular force. *Journal of Strength and Conditioning Research*, 26(1), 138–145. <https://doi.org/10.1519/JSC.0b013e318218dd77>
- Baquet, G., Van Praagh, E., & Berthoin, S. (2003). Endurance Training and Aerobic Fitness in Young People. *Sports Medicine*, 33(15), 1127–1143. <https://doi.org/10.2165/00007256-200333150-00004>
- Beijer, K., Lampa, E., Sundström, J., Nilsson, P. M., Elmstahl, S., Pedersen, N. L., & Lind, L. (2018). Physical activity may compensate for prolonged TV time regarding pulse rate—a cross-sectional study. *Uppsala Journal of Medical Sciences*, 123(4), 247–254. <https://doi.org/10.1080/03009734.2018.1540505>
- Bellew, J. W., & Gehrig, L. (2006). A comparison of bone mineral density in adolescent female swimmers, soccer players, and weightlifters. *Pediatric Physical Therapy*, 18(1), 19–22. <https://doi.org/10.1097/01.pcp.0000200952.63544.16>
- Berg, K. (2008). Are Sports and Games Effective for Fitness and Weight Control? *Journal of Physical Education, Recreation & Dance*, 79(5), 13–17. <https://doi.org/10.1080/07303084.2008.10598177>
- Blue Malia N, Smith-ryan, A. E., Trexler, E. T., Hirsch, K. R., Science, S., & Curriculum, M. S. (2020). *HHS Public Access*. 21(2), 207–212. <https://doi.org/10.1016/j.jsams.2017.06.001>.The
- Bompa, T.O., & Haff, G. G. (2009). *Periodization: Theory and Methodology of Training*. In Champaign, Ill. : Human Kinetics
- Bompa, Tudor O, & Buzzichelli, C. A. (2019). *Periodization Theory and Methodology of Training*. In Champaign, IL : Human Kinetics
- Bortolozzo, H. I., Derchain, S., Vechin, F. C., Maginador, G. F., Santos, I. S., Torresan, R., de Nazaré Silva dos Santos, P., Sarian, L. O., & Conceição, M. S. (2020). Aerobic Fitness is a Predictor of Body Composition in Women With Breast Cancer at Diagnosis. *Clinical Breast Cancer*, 1–7. <https://doi.org/10.1016/j.clbc.2020.10.001>
- Boutcher, S. H. (2011). High-intensity intermittent exercise and fat loss. *Journal of Obesity*, 2011. <https://doi.org/10.1155/2011/868305>
- Castelli Correia De Campos, L. F., De Athayde Costa E Silva, A., Teixeira Fabricio Dos Santos, L. G., Trevisan Costa, L., Montagner, P. C., Borin, J. P., Ferreira De Araújo, P., & Irineu Gorla, J. (2013). Effects of training in physical fitness and body composition of the brazilian 5-a-side football team. *Revista Andaluza de Medicina Del Deporte*, 6(3), 91–95. [https://doi.org/10.1016/S1888-7546\(13\)70041-8](https://doi.org/10.1016/S1888-7546(13)70041-8)

- De Feo, P. (2013). Is high-intensity exercise better than moderate-intensity exercise for weight loss? *Nutrition, Metabolism and Cardiovascular Diseases*, 23(11), 1037–1042. <https://doi.org/10.1016/j.numecd.2013.06.002>
- Di Cesare, M., Bentham, J., Stevens, G. A., Zhou, B., Danaei, G., Lu, Y., Bixby, H., Cowan, M. J., Riley, L. M., Hajifathalian, K., Fortunato, L., Taddei, C., Bennett, J. E., Ikeda, N., Khang, Y. H., Kyobutungi, C., Laxmaiah, A., Li, Y., Lin, H. H., ... Cisneros, J. Z. (2016). Trends in adult body-mass index in 200 countries from 1975 to 2014: A pooled analysis of 1698 population-based measurement studies with 19.2 million participants. *The Lancet*, 387(10026), 1377–1396. [https://doi.org/10.1016/S0140-6736\(16\)30054-X](https://doi.org/10.1016/S0140-6736(16)30054-X)
- DiFrancisco-Donoghue, J., Werner, W. G., Douris, P. C., & Zwibel, H. (2020). Esports players, got muscle? Competitive video game players' physical activity, body fat, bone mineral content, and muscle mass in comparison to matched controls. *Journal of Sport and Health Science*. <https://doi.org/10.1016/j.jshs.2020.07.006>
- Farsani, P. A., & Rezaeimanesh, D. (2011). The effect of six-week aerobic interval training on some blood lipids and VO₂max in female athlete students. *Procedia - Social and Behavioral Sciences*, 30, 2144–2148. <https://doi.org/10.1016/j.sbspro.2011.10.416>
- França, G. de O., Frantz, E. D. C., Magliano, D. C., Bargut, T. C. L., Sepúlveda-Fragoso, V., Silveiras, R. R., Daliry, A., Nascimento, A. R. do, & Borges, J. P. (2020). Effects of short-term high-intensity interval and continuous exercise training on body composition and cardiac function in obese sarcopenic rats. *Life Sciences*, 256(June), 117920. <https://doi.org/10.1016/j.lfs.2020.117920>
- Hannan, A., Hing, W., Simas, V., Climstein, M., Coombes, J., Jayasinghe, R., Byrnes, J., & Furness, J. (2018). High-intensity interval training versus moderate-intensity continuous training within cardiac rehabilitation: a systematic review and meta-analysis. *Open Access Journal of Sports Medicine, Volume 9*, 1–17. <https://doi.org/10.2147/oajsm.s150596>
- Hemmatinafar, A., Fathi, M., & Ziaaldini, M. M. (2020). Effect of 8 weeks of HIIT on hepatic enzyme levels, lipid profile and body composition in overweight young men. *Obesity Medicine*, 18(December 2019), 100233. <https://doi.org/10.1016/j.obmed.2020.100233>
- Hinrichs, T., Chae, E.-H., Lehmann, R., Allolio, B., & Platen, P. (2010). Bone Mineral Density in Athletes of Different Disciplines: a Cross-Sectional Study. *The Open Sports Sciences Journal*, 3(1), 129–133. <https://doi.org/10.2174/1875399x01003010129>
- Huang, S. W., Hsieh, F. C., Lin, L. F., Liao, C. De, Ku, J. W., Hsiao, D. J., & Liou, T. H. (2018). Correlation between Body Composition and Physical Performance in Aged People. *International Journal of Gerontology*, 12(3), 186–190. <https://doi.org/10.1016/j.ijge.2018.02.011>
- Juránková, M., Bílý, J., & Hrazdíra, E. (2015). Effects of high-intensity strength interval training program on body composition. *Journal of Human Sport and Exercise*, 10(Proc1). <https://doi.org/10.14198/jhse.2015.10.proc1.20>
- Laursen, P. B., & Jenkins, D. G. (2002). The Scientific Basis for High-Intensity Interval Training. *Sports Medicine*, 32(1), 53–73. <https://doi.org/10.2165/00007256-200232010-00003>
- Liang, X., Chen, X., Li, J., Yan, M., & Yang, Y. (2018). Study on body composition and its correlation with obesity A Cohort Study in 5121 Chinese Han participants. *Medicine (United States)*, 97(21). <https://doi.org/10.1097/MD.00000000000010722>
- Lubis, J., & Wardoyo, H. (2014). *Pencak silat*. Jakarta: Raja Grafindo Persada.
- Lubis, J., Sukur, A., Fitrianto, E. J., Suliyanthini, D., Irawan, A. A., Robianto, A., Haqiyah, A., & Oktafiranda, N. D. (2021). Wearing a fibrous protein (cv-f) cooling vest to reduce fatigue among Indonesian pencak silat athletes: Is it effective? *Journal of Engineering Science and Technology*, 16(2), 1402–1415.
- Lubis, J., Fitrianto, E. J., Sukiri, A. H., Setiakamawijaya, Y., Robianto, A., Sukriadi, S., & Irawan, S. S. (2021). Does aerobic interval training induce a decrease in body weight in pencak silat elite athletes?. *Journal of Physical Education & Sport*, 21 (Suppl. issue 4), Art 318 pp 2372 – 2380. <https://doi.org/10.7752/jpes.2021.s4318>
- Malmir, H., Mirzababaei, A., Moradi, S., Rezaei, S., Mirzaei, K., & Dadfarma, A. (2019). Metabolically healthy status and BMI in relation to depression: A systematic review of observational studies. *Diabetes and Metabolic Syndrome: Clinical Research and Reviews*, 13(2), 1099–1103. <https://doi.org/10.1016/j.dsx.2019.01.027>
- Molmen-Hansen, H. E., Stolen, T., Tjonna, A. E., Aamot, I. L., Ekeberg, I. S., Tyldum, G. A., Wisloff, U., Ingul, C. B., & Stoylen, A. (2012). Aerobic interval training reduces blood pressure and improves myocardial function in hypertensive patients. *European Journal of Preventive Cardiology*, 19(2), 151–160. <https://doi.org/10.1177/1741826711400512>
- Naderi, A., Goli, S., Shephard, R. J., & Degens, H. (2021). Six-month table tennis training improves body composition, bone health and physical performance in untrained older men; a randomized controlled trial. *Science and Sports*, 36(1), 72.e1-72.e9. <https://doi.org/10.1016/j.scispo.2020.02.008>
- Porrás-Segovia, A., Rivera, M., Molina, E., López-Chaves, D., Gutiérrez, B., & Cervilla, J. (2019). Physical exercise and body mass index as correlates of major depressive disorder in community-dwelling adults: Results from the PISMA-ep study. *Journal of Affective Disorders*, 251(January), 263–269. <https://doi.org/10.1016/j.jad.2019.01.050>
- Rad, S. A., Mokhtar, N., & Kiwanuka, F. (2019). Effect of a Four Weeks Aerobic Training Intervention on Body Fat Percentage and Physical Fitness Indices among 5 to 6-year-old Obese, Overweight and Normal Weight Children: A Quasi-experimental Study. *International Journal of Kinesiology and Sports Science*, 7(1), 12-17. <https://doi.org/10.7575/aiac.ijkss.v.7n.1p.12>

- Salazar, M. R., Carbajal, H. A., Espeche, W. G., Aizpurúa, M., Maciel, P. M., & Reaven, G. M. (2014). Identification of cardiometabolic risk: visceral adiposity index versus triglyceride/HDL cholesterol ratio. *The American journal of medicine*, 127(2), 152-157. <https://doi.org/10.1016/j.amjmed.2013.10.012>
- Shakoor, E., Salehi, M., Daryanoosh, F., & Izadpanah, P. (2020). Effect of Acute High-Intensity Interval Training and Isometric Handgrip Exercise on Hemodynamic Responses in Hypertensive Women. *Women's Health Bulletin*, 7(3), 60-69. <https://doi.org/10.30476/WHB.2020.86948.1063>
- Seiler, S., Joranson, K., Olesen, B. V., & Hetlelid, K. J. (2013). Adaptations to aerobic interval training: Interactive effects of exercise intensity and total work duration. *Scandinavian Journal of Medicine and Science in Sports*, 23(1), 74-83. <https://doi.org/10.1111/j.1600-0838.2011.01351.x>
- Tangkudung, J., Haqiyah, A., Puspitorini, W., Tangkudung, A. W. A., & Riyadi, D. N. (2020). The effect of body mass index and haemoglobin on cardio-respiratory endurance. *International Journal of Innovation, Creativity and Change*, 11(8), 346-355.
- Terada, T., Beanlands, R. A., Tulloch, H. E., Pipe, A. L., Chirico, D., & Reed, J. L. (2019). Aerobic interval training and moderate-to-vigorous intensity continuous training are associated with sex-specific improvements in psychological health in patients with heart disease. *European Journal of Preventive Cardiology*, 26(8), 888-891. <https://doi.org/10.1177/2047487318825368>
- Tjønnå, Arnt E., Stølen, T. O., Bye, A., Volden, M., Slørdahl, S. A., Ødegård, R., Skogvoll, E., & Wisløff, U. (2009). Aerobic interval training reduces cardiovascular risk factors more than a multitreatment approach in overweight adolescents. *Clinical Science*, 116(4), 317-326. <https://doi.org/10.1042/CS20080249>
- Tjønnå, Arnt Erik, Lee, S. J., Rognum, Ø., Stølen, T. O., Bye, A., Haram, P. M., Loennechen, J. P., Al-Share, Q. Y., Skogvoll, E., Slørdahl, S. A., Kemi, O. J., Najjar, S. M., & Wisløff, U. (2008). Aerobic interval training versus continuous moderate exercise as a treatment for the metabolic syndrome: A pilot study. *Circulation*, 118(4), 346-354. <https://doi.org/10.1161/CIRCULATIONAHA.108.772822>
- Ubago-Guisado, E., Mata, E., Sánchez-Sánchez, J., Plaza-Carmona, M., Martín-García, M., & Gallardo, L. (2017). Influence of different sports on fat mass and lean mass in growing girls. *Journal of Sport and Health Science*, 6(2), 213-218. <https://doi.org/10.1016/j.jshs.2015.06.001>
- Urzeală, C., Popescu, V., & Predoiu, R. (2014). Dimensions of the Personality of Athlete and Non-athlete Normal Weight and Overweight Female Students. *Procedia - Social and Behavioral Sciences*, 117, 395-401. <https://doi.org/10.1016/j.sbspro.2014.02.234>
- Viana, R. B., Naves, J. P. A., Coswig, V. S., De Lira, C. A. B., Steele, J., Fisher, J. P., & Gentil, P. (2019). Is interval training the magic bullet for fat loss? A systematic review and meta-analysis comparing moderate-intensity continuous training with high-intensity interval training (HIIT). *British Journal of Sports Medicine*, 53(10), 655-664. <https://doi.org/10.1136/bjsports-2018-099928>
- Walter-Kroker, A., Kroker, A., Mattiucci-Guehlke, M., & Glaab, T. (2011). A practical guide to bioelectrical impedance analysis using the example of chronic obstructive pulmonary disease. *Nutrition Journal*, 10(1), 2-9. <https://doi.org/10.1186/1475-2891-10-35>
- Winegarden, A., Lebrun, C., Passfield, L., & Doyle-Baker, P. (2021). Three km track time trial performance changes after HIIT in competitive cross-country skiers. *International Journal of Kinesiology and Sports Science*, 9(1), 15-23. <https://doi.org/10.7575/aiac.ijkss.v.9n.1p.15>
- Weston, K. S., Wisløff, U., & Coombes, J. S. (2014). High-intensity interval training in patients with lifestyle-induced cardiometabolic disease: A systematic review and meta-analysis. *British Journal of Sports Medicine*, 48(16), 1227-1234. <https://doi.org/10.1136/bjsports-2013-092576>
- Yen, P. K. (1992). Losing weight realistically. *Geriatric Nursing*, 13(4), 225-226. [https://doi.org/10.1016/S0197-4572\(05\)80405-7](https://doi.org/10.1016/S0197-4572(05)80405-7)
- Zhang, H., Tong, T. K., Qiu, W., Zhang, X., Zhou, S., Liu, Y., & He, Y. (2017). Comparable Effects of High-Intensity Interval Training and Prolonged Continuous Exercise Training on Abdominal Visceral Fat Reduction in Obese Young Women. *Journal of Diabetes Research*, 2017. <https://doi.org/10.1155/2017/5071740>

The Effect of Five-Week Aerobic Interval Training on The Body Composition of Pencak Silat Elite Athletes

ORIGINALITY REPORT

20%
SIMILARITY INDEX

16%
INTERNET SOURCES

9%
PUBLICATIONS

6%
STUDENT PAPERS

PRIMARY SOURCES

1	xjournals.com Internet Source	2%
2	www.semanticscholar.org Internet Source	1%
3	jestec.taylors.edu.my Internet Source	1%
4	Steven Vitti, Emily Miele, Michael L. Bruneau Jr., Laura Christoph. "The Effects of a Six-Week Ketogenic Diet on CrossFit Performance Parameters: A Pilot Study", International Journal of Kinesiology and Sports Science, 2022 Publication	1%
5	Submitted to East Texas Baptist University Student Paper	1%
6	ajkinesiol.org Internet Source	1%
7	core.ac.uk Internet Source	1%

8	www.mdpi.com Internet Source	1 %
9	Submitted to London Metropolitan University Student Paper	1 %
10	Necati Çobanoğlu, Selçuk Demir. "Crisis Management, Agile Leadership, and Organizational Culture in Primary Schools", International Journal of Education and Literacy Studies, 2022 Publication	1 %
11	ijere.com Internet Source	1 %
12	Sanaz Akhavan Rad, Nasiri Mokhtar, Frank Kiwanuka. "Effect of a Four Weeks Aerobic Training Intervention on Body Fat Percentage and Physical Fitness Indices among 5 to 6-year-old Obese, Overweight and Normal Weight Children: A Quasi-experimental Study", International Journal of Kinesiology and Sports Science, 2019 Publication	<1 %
13	etd.aau.edu.et Internet Source	<1 %
14	Shih-Wei Huang, Feng-Chi Hsieh, Li-Fong Lin, Chun-De Liao, Jan-Wen Ku, Dun-Jen Hsiao, Tsan-Hon Liou. "Correlation between Body Composition and Physical Performance in	<1 %

Aged People", International Journal of Gerontology, 2018

Publication

15

event.ners.unair.ac.id

Internet Source

<1 %

16

Wenxing Han, Zhihu Xu, Xin Hu, Ru Cao, Yuxin Wang, Jianbo Jin, Jiawei Wang, Teng Yang, Qiang Zeng, Jing Huang, Guoxing Li. "Air pollution, greenness and risk of overweight among middle-aged and older adults: A cohort study in China", Environmental Research, 2022

Publication

<1 %

17

K. N. Nikolaev, D. R. Ivchenko, A. V. Akimov, E. A. Golubov et al. "Electric Muscle Stimulation for Prevention of Venous Thromboembolism in Patients with Multiple Lower Extremity Trauma", Traumatology and Orthopedics of Russia, 2020

Publication

<1 %

18

hdl.handle.net

Internet Source

<1 %

19

worldwidescience.org

Internet Source

<1 %

20

"Abstracts from the 30th Annual Meeting of the Society of General Internal Medicine", Journal of General Internal Medicine, 2007

Publication

<1 %

21 monarch.qucosa.de <1 %
Internet Source

22 www.pubfacts.com <1 %
Internet Source

23 Submitted to Middle Tennessee State University <1 %
Student Paper

24 Submitted to Queen Mary and Westfield College <1 %
Student Paper

25 Submitted to American Public University System <1 %
Student Paper

26 Submitted to University of Louisiana, Lafayette <1 %
Student Paper

27 Tasuku Terada, Rachelle A Beanlands, Heather E Tulloch, Andrew L Pipe, Daniele Chirico, Jennifer L Reed. "Aerobic interval training and moderate-to-vigorous intensity continuous training are associated with sex-specific improvements in psychological health in patients with heart disease", European Journal of Preventive Cardiology, 2019 <1 %
Publication

28 www.scielo.br <1 %
Internet Source

29

Wontae Gong, Sangyeol Ma, Hyolyun Ro.
"Correlation between the Lumbar Lordosis
Curve and the Temperature Difference of the
Lower Extremity Regions in Patients Lumbar
Herniated Nucleus Pulposus", Journal of
Physical Therapy Science, 2011

Publication

<1 %

30

digitalcommons.pittstate.edu

Internet Source

<1 %

31

www.nature.com

Internet Source

<1 %

32

www.ncbi.nlm.nih.gov

Internet Source

<1 %

33

L.F. Castelli Correia de Campos, A. de Athayde
Costa e Silva, L.G. Teixeira Fabrício dos
Santos, L. Trevisan Costa et al. "Effects of
training in physical fitness and body
composition of the brazilian 5-a-side football
team", Revista Andaluza de Medicina del
Deporte, 2013

Publication

<1 %

34

Nélio Barreto Vieira, Paulo Felipe Ribeiro
Bandeira, Gyllyandeson Delmondes, Rafaela
Bertoldi et al. "Association Between Weight
Gain, Psychological, Sociodemographic
Factors, and Physical Activity in Bariatric

<1 %

Patients: A Network Perspective", Research Square Platform LLC, 2021

Publication

35	acrabstracts.org Internet Source	<1 %
36	api.research-repository.uwa.edu.au Internet Source	<1 %
37	glisc.info Internet Source	<1 %
38	iopscience.iop.org Internet Source	<1 %
39	www.biorxiv.org Internet Source	<1 %
40	www.efsupit.ro Internet Source	<1 %
41	www.hindawi.com Internet Source	<1 %
42	Aboutaleb Hemmatinafar, Mehrdad Fathi, Mohammed Mosaferi Ziaaldini. "Effect of 8 weeks of HIIT on hepatic enzyme levels, lipid profile and body composition in overweight young men", Obesity Medicine, 2020 Publication	<1 %
43	Conrad Earnest. "The role of exercise interval training in treating cardiovascular disease risk	<1 %

factors", Current Cardiovascular Risk Reports, 07/2009

Publication

44	dergipark.org.tr Internet Source	<1 %
45	docksci.com Internet Source	<1 %
46	oasis.postech.ac.kr Internet Source	<1 %
47	scholar.sun.ac.za Internet Source	<1 %
48	vuir.vu.edu.au Internet Source	<1 %
49	www.science.gov Internet Source	<1 %
50	"Physical Exercise for Human Health", Springer Science and Business Media LLC, 2020 Publication	<1 %
51	Alejandro Martínez-Rodríguez, Jacobo A. Rubio-Arias, José M. García-De Frutos, Manuel Vicente-Martínez et al. "Effect of High- Intensity Interval Training and Intermittent Fasting on Body Composition and Physical Performance in Active Women", International	<1 %

52

Salma Abdelmalek, Khouloud Aloui, Meriam Denguezli Bouzgarou, Halima Adam, Nizar Souissi, Hamdi Chtourou. "Exergaming During Ramadan Intermittent Fasting Improve Body Composition as Well as Physiological and Psychological Responses to Physical Exercise in Adolescents With Obesity", *Frontiers in Nutrition*, 2022

Publication

<1 %

Exclude quotes Off

Exclude matches Off

Exclude bibliography On