

Synthesis of Phenolic-Based Resist Materials for Photolithography

by Sugianto Fisika

Submission date: 11-Apr-2023 01:01PM (UTC+0700)

Submission ID: 2061333097

File name: 5._Synthesis_of_Phenolic-Based_Resist.pdf (399.52K)

Word count: 2087

Character count: 11716



Synthesis of Phenolic-Based Resist Materials for Photolithography

SUTIKNO*, MUHAMMAD LUKMAN HAKIM and SUGIANTO

Physics Department, Faculty of Mathematics and Natural Sciences, Semarang State University (Unnes), Sekaran Street, Gunungpati Semarang, 50229, Indonesia.

*Corresponding author E-mail: smadnasri@yahoo.com

<http://dx.doi.org/10.13005/ojc/320117>

(Received: December 19, 2015; Accepted: February 21, 2016)

ABSTRACT

Phenol-based photoresist for photolithography application is successfully developed in this research namely by mixing phenolic resin with ethanol solvent and sodium acetate 3-hydrate 30% of phenolic resin mass. Novolac phenolic resin is made by mixing formaldehyde and phenol in mol ratio 2,8:1 catalyzed using NaOH. Phenolic resin is made at heating temperature of 85°C and stirring rotation speed of 1000 rpm. Photoresist thin film is spincoated on the glass substrate and prebaked on the hotplate at 95°C for 60 s. The research result shows that microstructures of resist films which are manufactured of resol phenolic resin seem more homogeneous than that of novolac phenolic resin. The maximum absorbance is in the wavelength range of 380-500 nm, its density and viscosity are 1,41 g/ml and 198 centipoise, respectively.

Key words: Novolac, Phenolic, Photoresist, Photolithography, Spincoating.

INTRODUCTION

The Indonesian government attempts in developing industries have been still facing no warranty of raw material supplies. Especially for microelectronic industry, the supply sustainability of raw materials are no assurance so that it becomes a serious problem for the local microelectronic industry development. The crucial step here is how to ensure the availability of raw materials for microelectronics industries. The potency of Indonesia natural resources poses the second rank after Brazil either for biodiversity or minerals resources. Many organic materials which can be converted into raw materials

for microelectronic industry, for example natural phenol is available to manufacture photoresist which is applicable for photolithography.

In recent years, the synthesis of solar sensitive polymer has been developed for photolithography. Some polymers sensitive to light are applied in microlithography, printing material, liquid crystal and non-linear optical. These polymer properties are good solubility, good film forming capability, high photosensitivity, un-soluble in solvent after crosslinking, high thermal stability and resistance to plasma and etching agents¹.

The resist synthesis for microlithography is necessary developed, because the lithography process is a key to produce electrical circuits in small dimension and to shrink component size in microelectronic device. The decrease of device size increases its capability and decrease the production cost².

To increase density of integrated circuit (IC), feature size of patterns made using lithography will be smaller. In recent years, organic materials are considered very promising to manufacture photoresist because they have good photothermal sensitivity, long lifetime, processable in vacuum, clear border line between exposed and un-exposed area, light molecule weight and stronger chemical bonding³.

The photoresist is multicomponent system which consist of photoresist polymer, photoacid generator (PAG), and additive⁴. It is an important chemical in semiconductor processing, liquid crystal display (LCD) and printing process⁵. In the manufacturing process of semiconductor device, photoresist is used as mask⁶. The photoresist composite is also developed for electrode photopatterning which available for biochip⁷.

One of most important polymers is formaldehyde phenol resin polymer. Formaldehyde phenol resin is synthetic polymer of reaction result of phenol and formaldehyde. The phenolic resin is main material to produce circuit patterns⁸. The formaldehyde phenol is the first synthetic resin which used in commercial industries either plastic or paint industry. The condensation reaction of phenolic on different two conditions includes resol and novolac⁹. The polymer which often used to manufacture photoresist is novolac resin namely formaldehyde phenolic polymer with acid as catalyst¹⁰.

The photoresist performance in microlithography depends on the used polymer. Many researchs are focused in investigating polymer microstructures to achieve high resolution¹⁰. The polymer also functions to control solution viscosity. Another function is to support film forming and to increase mechanical properties of resulted photoresist liquid¹¹. The photoresist applications in

microelectronic industry range very wide area. The viscosity of polymer can be optimised by varying mol fraction of formaldehyde and phenol and reaction duration. The different polymer viscosity in manufacturing photoresist will produce photoresist with different viscosities, so that in the film forming will lead to different microstructures and the different absorbances.

MATERIALS AND METHOD

The used equipments include Ohaus balance, pipette, heated magnetic stirrer, beaker glass, measuring glass, thermometer, spincoater, scopeman digital CCD microscope MS-804, spectrophotometer (ocean optic Vis-NIR USB 4000), and brookfield dial viscometer. The materials used in this research consist of prepare glass, phenol (C₆H₅OH), formaldehyde (CH₂O), 4-tert-butylphenol (C₁₀H₁₄O), natrium hydroxide (NaOH), acid sulphate (H₂SO₄), ethanol (C₂H₅OH), and sodium acetate trihydrate (Na-C₂-H₃-O₂.3H₂O).

To make resin phenolic resol polymer, phenol (0,8 mol phenol, 0,2 mol and 0,2 mol 4-tert-butylphenol) and 2,8 mol formaldehyde are mixed. On the other hand, resin phenolic novolac is made in two composition, first one contains phenol (0,8 mol phenol, 0,2 mol 4-tert-butylphenol) and 0,8 mol formaldehyde, and another one contains phenol (0,8 mol phenol, 0,2 mol 4-tert-butylphenol) and 0,75 mol formaldehyde. To make resin phenolic novolac and resin phenolic resol were used sulphate acid and natrium hidroxyde, respectively, by through mixing process using heated magnetic stirrer at speed of 1000 rpm and temperature of 85°C.

The photoresist is made through mixing of resin phenolic polymer with ethanol amount of 20% of mass total of polymer and sodium acetate 3-hydrate (photosensitive material) amount of 30% of resin phenolic mass using heated magnetic stirrer at constant speed 100 rpm up to its temperature achieved 85°C. The photoresist thin films were spincoated on prepare glasses. The photoresist liquid was dropped on the prepare glasses at constant speed for 60 seconds.

The microstructures of photoresist thin films were observed using scopeman digital CCD

microscope MS-804 and their absorbances were measured in the wavelength range of 350-1000 nm using spectrometer (ocean optic Vis-NIR USB 4000). The viscosity of photoresist liquid is measured using brookfield dial viscometer and its densities were measured using ratio of mass and volume for each sample.



Fig. 1: Microstructure of photoresist thin film with mol ratio of formaldehyde and phenol equals to 2,8 and 1 and catalyst reaction during 35 minutes

RESULTS AND DISCUSSION

In Figure 1, surface of photoresist thin film seems homogeneous, nevertheless there has been seen a dot in that surface which shows an impurity. Figure 2 is taken in magnification of 2400x. In general, the surface microstructures of resin phenolic resol polymer show smooth and homogeneous surfaces.

The photoresist thin films of resin phenolic novolac have different surface microstructures as shown in Figure 3. Figure 3a appears that the resulted photoresist thin films have rough surface structure and inhomogeneous. The same condition is found in Figure 3b. The catalyst used here is sulphate acid. The surface structure of Figure 3 looks more homogeneous and smoother than those of Figure 3a and 3b. As the duration of the catalyst (sulphate acid) reaction increases in making photoresist novolac polymer the homogeneity increases as well.

Figure 4a looks that the surface structure of photoresist thin film is rough and inhomogeneous. Figure 4b is more homogeneous and smoother than that of Figure 4a. Figure 4c has smoother surface structure and more homogeneous than those of




Fig. 2: The surface structure of polymer photoresist thin film with mol ratio of formaldehyde and phenol equals to 2,8 and 1 in catalyst reaction for: (a) 37,5 (b) 40 (c) 42,5 minutes




Fig. 3: The surface microstructures of polymer photoresist thin films with mol ratio of formaldehyde and phenol equals to 0,8:1 in catalyst reaction for: (a) 37,5 (b) 40 (c) 42,5 minutes

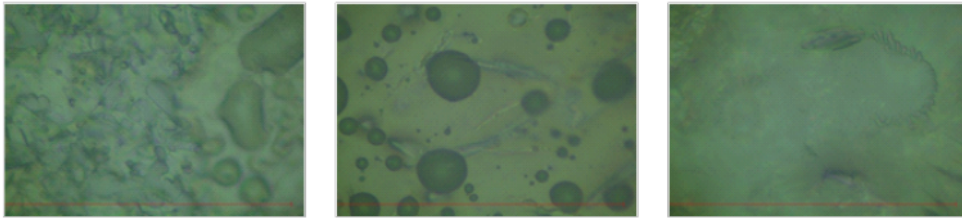


Fig. 4: The surface structures of photoresist thin films with mol ratio of formaldehyde and phenol equals to 0,75:1 in the catalyst reactions for: (a) 37,5 (b) 40 and (c) 42,5 minutes

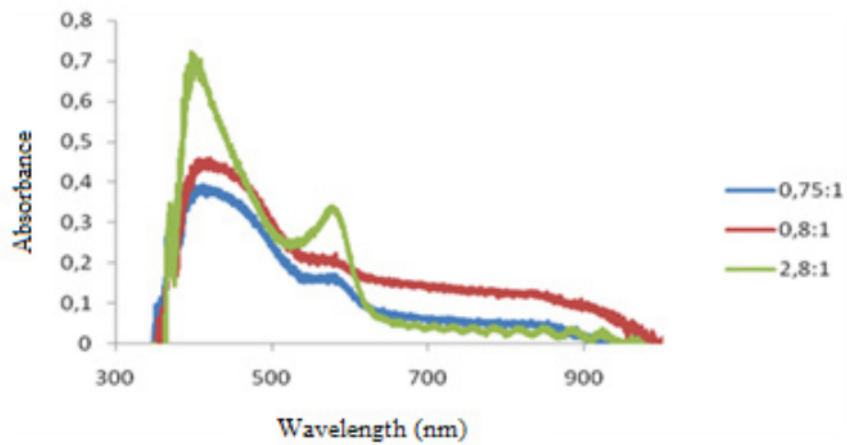


Fig. 5: Graph of wavelengths and absorbances of polymer photoresist thin films with mol ratios of formaldehyde and phenol equal to (0,75:1) and (2,8:1) in catalyst reaction for 37,5 minutes

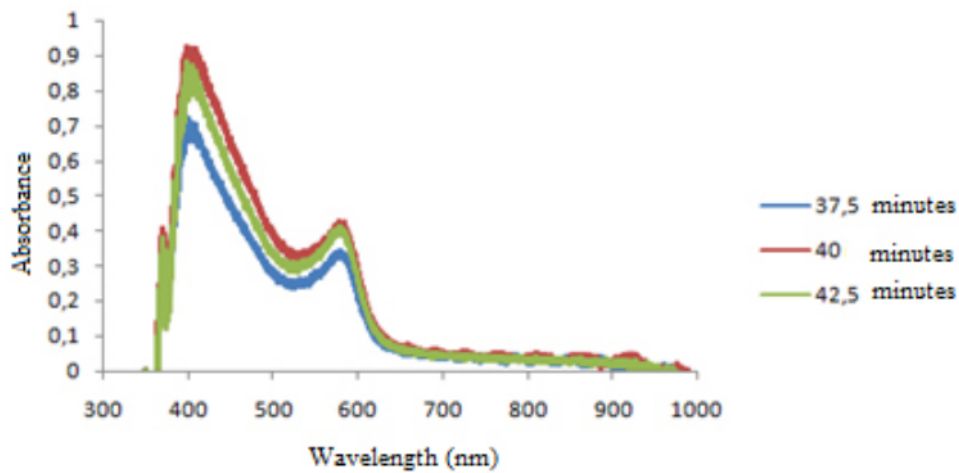


Fig. 6: Graph of relation between wavelengths and absorbances of thin films of polymer photoresist with mol ratio of formaldehyde and phenol equals to 2,8:1 in catalyst reaction during 37,5, 40, dan 42,5 minutes

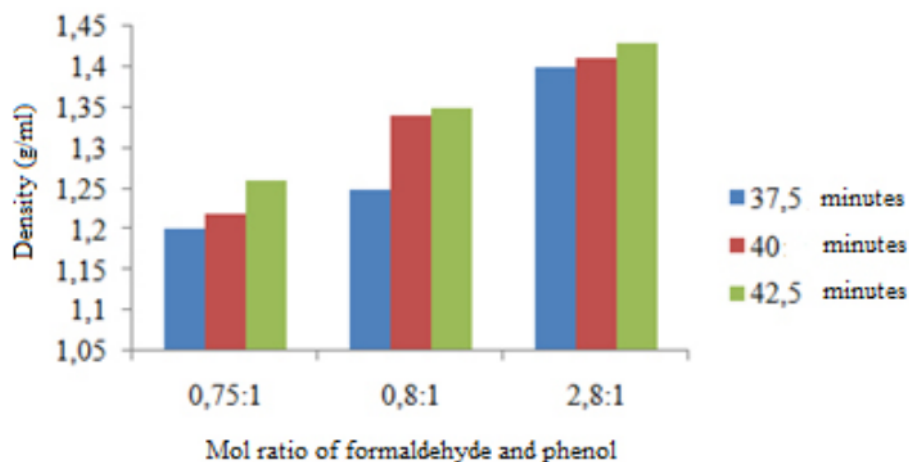


Fig. 7: The bar chart of photoresist density of three different mol ratio for 37,7, 40 and 42,5 minutes

Table 1: Viscosities of polymer photoresists manufactured of phenolic resin novolac

Read value on viscosimeter	Multiplier factor	Viscosities (centipoise)
16	2	32
16,5	2	33
17	2	34

Table 2: Viscosities of polymer photoresists of resin novolac resol

Read value on viscosimeter	Multiplier factor	Viscosities (centipoise)
99,5	2	199
99	2	198
99,5	2	199

Figures 4a and 4b. The longer reaction of catalyst leads to more homogeneous liquid. It is found that the photoresist thin films of resin phenolic resol have smoother and more homogeneous surface structures than those of resin phenolic novolac

The maximum absorbances of polymer photoresist range 380-500 nm as shown in Figure 5. The mol ratios of formaldehyde and phenol increase the absorbances increase as well. The relationship between reaction periods with absorbances is shown in Figure 6

In Figure 6 seems no relationship is found between reaction periods with absorbances of resulted photoresist thin films.

In Figure 6 seems no relationship is found between reaction periods with absorbances of resulted photoresist thin films. As the mol ratio of formaldehyde and phenol increases the density of photoresist increases as well. The maximum density of manufactures photoresist achieves 1,43 g/ml. For comparison, Photoresist S1800 series, a commercial photoresist, have density of 1,02 g/ml¹². The data of measured density of manufactured photoresists are shown in Table 1.

Based on the Tables 1 and 2, the photoresist of resin novolac polymer has average viscosity of 33 centipoise and the polymer photoresist of resin phenolic resol has average viscosity of 198,6 centipoise. The samples which are measured their densities are of polymer photoresist with mol ratio

of formaldehyde and phenol equals to 0,75:1. The used resin phenolic novolac is made of acidsulphate, formaldehyde and 4-tert butylphenol through mixing for 40 minutes. Based on the measurement results, the viscosity of polymer photoresist of resin phenolic resol is higher than that of resin phenolic novolac.

CONCLUSION

In conclusion, the increase of mol ratio of formaldehyde and phenol and the increase of catalyst reaction duration have made the surface structures of photoresists more homogeneous and smoother. The photoresist absorbances are not influenced by catalyst reaction duration. The thin film

absorbances of resin phenolic resol are higher than those of resin novolac. The wavelength of maximum absorbances are in the range of 380-500 nm. The mol ratio of formaldehyde and phenol increases the photoresist absorbance increases as well. The density of photoresist of resin phenolic resol is higher than that of resin novolac.

ACKNOWLEDGMENT

This research was supported by Ministry of Research, Technology and Higher Education, Republic Indonesia through *Hibah Bersaing* (Competitive Grant).

REFERENCES

1. Rehab, A. *Eur. Polym. J.* **1998**, 34, 1845-1855
2. Aronson, C.L.; Beloskur, D.; Frampton, I.S.; McKie, J.; Montbriand, P. *Polym. Bul.* **2004**, 52, 409-419
3. Xi, H.; Liu, Q; Guo, S. *Mater. Let.* **2012**, 80,72-74
4. Prabhu, V.M.; Sambasivan, S.; Fischer, D.; Sundberg, L.K.; Allen., R.D. *Appl. Surf. Sci.* **2006**, 1010-1014
5. Kim, Y.H.; An, E.S.; Park, S.Y., Lee, J.O.; Kim, J.H.; Song, B.K. *J. Mol. Catal. B-Enzym.* **2007**, 44, 149-154
6. Saito, R. Ichinohe, Y.; Kudo, M. *Appl. Surf. Sci.* **1999**, 142, 460-464
7. Benlarbi, M.; Blum, L.J.; Marquette, C.A. *Biosens. Bioelectron.* **2012**, 38220-225
8. Wang, M.; Yuan, Z.; Cheng, S.; Leitch, M.; Xu, C.C. *J. Appl. Polym. Sci.* **2010**, 118, 1191-1197
9. Ku, H.; Jacobson, W.; Trada, M.; Cardona, F.; Rogers, D. *J. Compos. Mater.* **2008**, 42, 2783
10. Sharma, M., Naik, A.A., Raghunathan, P., Eswaran, S.V., *J. Chem. Sci.* **2012**, 124, 395-401
11. Feiring, A.E.; Crawford, M.K.; Farnham, W.B.; Feldman, J.; French, R.H.; Leffew, K.W.; Petrov, V.A.; Schadt III, F.L.; Wheland, R.C.; Zumsteg, F.C. *J. Fluorine Chem.* **2003**, 122, 11-16
12. O'Neill, F.T.; Sheridan, J.T. *Optik* **2002**, 113, 391-404.

Synthesis of Phenolic-Based Resist Materials for Photolithography

ORIGINALITY REPORT

5%

SIMILARITY INDEX

3%

INTERNET SOURCES

4%

PUBLICATIONS

1%

STUDENT PAPERS

PRIMARY SOURCES

- | | | |
|---|---|-----|
| 1 | Sutikno, E A Defi. " Synthesis of organic photoresist of L. flowers for patterning with X-Ray and UV exposure ", Journal of Physics: Conference Series, 2020
Publication | 2% |
| 2 | docplayer.net
Internet Source | 1% |
| 3 | Sutikno, M.. "A systematic dry etching process for profile control of quantum dots and nanoconstrictions", Microelectronics Journal, 200708
Publication | 1% |
| 4 | www.computerscijournal.org
Internet Source | 1% |
| 5 | Rusdianasari, Y Bow, R A N Moulita. "Temperature effect on the biodiesel quality from waste cooking oil by induction heating", Journal of Physics: Conference Series, 2020
Publication | <1% |
-

6

Sutikno, L Ati. " extraction for dye sensitized solar cell fabrication with Microwave Irradiation ", Journal of Physics: Conference Series, 2020

Publication

<1 %

Exclude quotes On

Exclude matches < 5 words

Exclude bibliography On

Synthesis of Phenolic-Based Resist Materials for Photolithography

GRADEMARK REPORT

FINAL GRADE

/0

GENERAL COMMENTS

Instructor

PAGE 1

PAGE 2

PAGE 3

PAGE 4

PAGE 5

PAGE 6
