

KRONOLOGI KORESPONDENSI PUBLIKASI ARTIKEL PADA JURNAL INTERNASIONAL BEREPUTASI DAN BERFAKTOR DAMPAK

Judul	:	Beetroot (Beta vulgaris) Powder Improves Blood Pressure and Glucose Level Wistar Rats After High-Intensity Exercise
Jurnal	:	Food Research (April 2022)
Volume	:	6 (2)
Halaman	:	152 - 158
Penerbit	:	RYNNYE LYAN RESOURCES
SJR Jurnal	:	0.23
Quartile	:	Q3
Penulis	:	Rahayu, Setya; Putriningtyas, Natalia Desy; Rahayu, Tandiyo; Azam, Mahalul

Bukti Indexing Journal

← → C scimagqr.com/journalsearch.php?i=21100904224&tip=sid&exact=no

COUNTRY	SUBJECT AREA AND CATEGORY	PUBLISHER
<p>Malaysia</p> <p>Universities and research institutions in Malaysia</p> <p>Media Ranking in Malaysia</p>	<p>Agricultural and Biological Sciences</p> <p>Food Science</p>	
H-INDEX	PUBLICATION TYPE	ISSN
<p>10</p>	<p>Journals</p>	<p>25502166</p>

Food Research

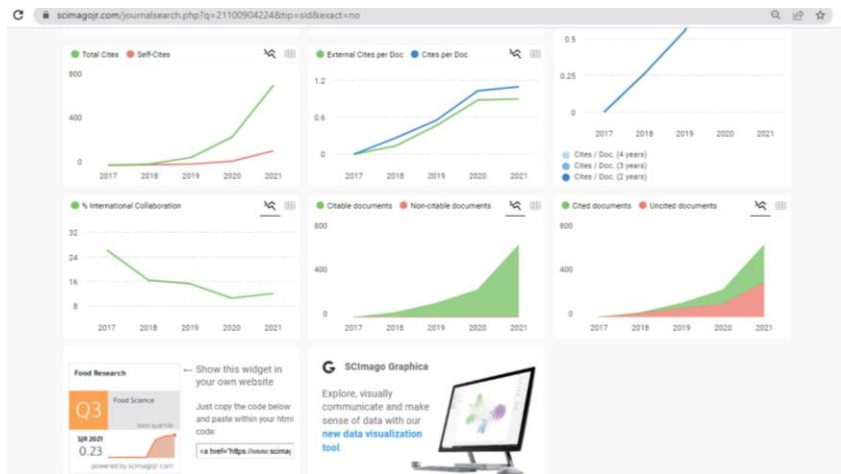
COUNTRY	SUBJECT AREA AND CATEGORY	PUBLISHER	H-INDEX
Malaysia  	Agricultural and Biological Sciences Food Science		10
PUBLICATION TYPE	ISSN	COVERAGE	INFORMATION
Journals	25502166	2017-2021	Homepage How to publish in this journal foodresearch.my@outlook.com

SCOPE

Food Research welcomes submissions that are relevant to food science and technology, food service management, nutrition, nutraceuticals, food innovation and agriculture food science. Manuscript types accepted are reviews, short reviews, original research articles and short communications that discusses on the current research and scientific views of the following scope: Food science and food chemistry; Food technology, food processing, and food engineering; Food safety and quality – microbiological and chemical; Sensory, habits, consumer behaviour/practice and preference; Nutrition and dietetics; Nutraceuticals and functional food/ingredients; Food service management; Food trends, innovation and business; Post-harvest and agribusiness; Food security; Food packaging.

Join the conversation about this journal





Kronologi korespondensi:

No	Tanggal	Aktivitas
1	13 Maret 2021	Manuscript Submission
2	21 April 2021	Manuscripts have been reviewed (Manuskrip telah direview)
3	25 April 2021	Manuscript revision (Manuskrip telah direvisi)
4	17 Juli 2021	Decision on the manuscript (Manuscript accepted)
5	6 Maret 2022	Article production
6	20 Maret 2022	Article published

1. Bukti manuscript submission



Please fill in your manuscript details in 'New Manuscript Submission Section' and submit this form together with your manuscript.
Authors are requested to suggest at least 3 – 4 potential reviewers by filling in their particulars in the 'Suggested Reviewer' section.

NEW MANUSCRIPT SUBMISSION	
Manuscript Title	Beetroot (Beta vulgaris) Powder Improves Blood Pressure and Glucose Level Wistar Rats After High Intensity Exercise
Manuscript Type <i>(Please Bold)</i>	Original Article Review Short Communication Technical Notes
Authors	Rahayu, Setya; Putriningtyas, Natalia Desy; Rahayu, Tandiyo; Azam, Mahalul
Corresponding Author <i>(Only one)</i>	Rahayu, Setya
Email address of the Corresponding Author	setyarahayu@mail.unnes.ac.id

SUGGESTED REVIEWERS	
Name	Prof. Kuo, Chia-Hua, Ph.D., FACSM, CTSSN
Salutation	Mr.
Area of Expertise <i>(Please use comma for more than one)</i>	Food science, sport science, nutrition
Email	kuochiahua@gmail.com; kch@utapei.edu.tw
Name	Assoc. Prof. Mahenderan Appukutty
Salutation	Mr.
Area of Expertise <i>(Please use comma for more than one)</i>	Food science, sport science, nutrition
Email	mahen@uitm.edu.my
Name	Prof. Chia Yong Hwa Michael
Salutation	Mr.
Area of Expertise <i>(Please use comma for more than one)</i>	Sport science, nutrition, health
Email	michaelchia@nie.edu.sg
Name	Dr. Mirza Hapsari Sakti Titis Penggalih, MPH, RD
Salutation	Mrs.
Area of Expertise <i>(Please use comma for more than one)</i>	Food science, sport science, nutrition
Email	mirza.hapsari@ugm.ac.id; mirza_hapsari@yahoo.com

March 13, 2021

Professor Dr. Son Radu
Chief Editor
Food Research
Foodresearch.my@outlook.com

Dear Sir/ Madam,

COVER LETTER FOR MANUSCRIPT SUBMISSION TO FOOD RESEARCH

I am submitting a manuscript for consideration for publication in Food Research. The manuscript is entitled "**Beetroot (Beta vulgaris) Powder Improves Blood Pressure and Glucose Level Wistar Rats After High-Intensity Exercise**". **It has not been published elsewhere and it has not been submitted simultaneously for publication elsewhere.**

High-intensity exercise can increase oxygen consumption. Beetroot contains phytochemicals biologically active substances to improve post-exercise conditions. This study aimed to determine the effect of beetroot powder on the improvement of blood pressure dan blood glucose levels in Wistar rats receiving high-intensity exercise. 30 Wistar rats were randomly divided into 5 groups (n=6), they were control negative (G1); control positive (G2); received exercise and 0.36 g/200 g b.wt/day of beetroot powder (G3); received exercise and 0.72 g/200 g b.wt/day of beetroot powder (G4) and received exercise and 1.08 g/200 g b.wt/day of beetroot powder (G5). The treatment was given 1x/a day after exercise for 28 days. Beetroot powder was effective in improving blood pressure and blood glucose levels in Wistar rats who received high-intensity exercise.

I hope this manuscript will be accepted so your journal can improve nutrition, food, and sport.

I would like to ask:

1. Mr. Prof. Kuo, Chia-Hua, Ph.D., FACSM, CTSSN. Expertise in Exercise biochemistry, food science, sport science, and nutrition. Email: kuochiahua@gmail.com; kch@utaipai.edu.tw
2. Mr. Assoc. Prof. Mahenderan Appukutty. Expertise in food science, sport science, and nutrition. Email: mahen@uitm.edu.my
3. Mr. Prof. Chia Yong Hwa Michael. Expertise in sports science, nutrition, and health. Email: michaelchia@nie.edu.sg
4. Mrs. Dr. Mirza Hapsari Sakti Titis Penggalih, MPH, RD. Expertise in food science, sport science, nutrition. Email: mirza.hapsari@ugm.ac.id; mirza_hapsari@yahoo.com

Thank you very much for your consideration.

Sincerely,



Setya Rahayu
Exercise Biochemistry, Department of Sports Science,
Faculty of Sports Sciences, Universitas Negeri Semarang
F1 Building, 1st floor, Sekaran, Gunungpati, Semarang, Indonesia
Tel.: +6281325782212
E-mail: setyarahayu@mail.unnes.ac.id

2. Bukti manuscript telah direview

MANUSCRIPT EVALUATION FORM

Date : 14th March 2021

Manuscript ID : FR-2021-184

Please return by : 14th April 2021

Title of Manuscript : Beetroot (*Beta vulgaris*) Powder Improves Blood Pressure and Glucose Level Wistar Rats After High Intensity Exercise

1. IF YOU CANNOT REVIEW THIS MANUSCRIPT OR MEET THE DEADLINE, PLEASE INFORM US WITHOUT DELAY.
2. Your review should consider the article's scholarly merit including originality of the research issue and/or methodology, adequacy and rigor of the research methodology and techniques used, quality and rigor of data analysis, comprehensiveness of literature review, and the readability and presentation of the article. Please provide detailed and specific comments to all items. Also, where appropriate please provide suggestions for revision.

COMMENT SHEET

Using item 2 in page 1 as a guideline, please indicate the reasons for your recommendations. Most author(s) will appreciate frankness, combined with a modicum of tact. Even if you recommend that the manuscript be accepted for publication, please provide some general comments to the author(s).

Evaluation Criteria	Grade				
	A (Excellent)	B	C	D	E (Worst)
1. Appropriateness of Contents					
2. Originality of Topic					
3. Manuscript Format					
4. Research Methodology					
5. Data Analysis					
6. Relevance to the Journal					

(REVIEWER'S SECTION) REVIEWER'S COMMENTS/SUGGESTIONS		(AUTHOR'S SECTION) AUTHOR'S ACTION/RESPONSE
		*NOTE FOR AUTHOR: Please state your response to the reviewer's comments/suggestions below
1.	Title <i>It should reflect the article</i>	Missing some connecting word in title
2.	Abstract <i>Background, Aim, Methodology and Conclusion</i> No	In the result section, should add information which control group have better effect on maintaining the blood pressure and blood glucose level.
3.	Keywords <i>Min. 3 and Max. 6</i>	ok
4.	Introduction <i>Concise with sufficient background</i>	Need to check medical terminology Need more explanation about how and why beetroot powder can affect the outcome The reason of nitrat and oxygens consumption is already understood, but with glocuse level is need furthure explanation including the mechanism and which substance in beetroot that effect on blood glucose level.
5.	Research design/Methodology <i>Clearly described and reproducible</i>	Addition a workflow diagram for explaining the process of beetroof powder will be very helpfull for the readers Addition the dose calculation of activity and dose of beet powder in trial.
6.	Data Analysis <i>Results well presented and discussed</i>	Please add some information regarding the nut ritent intake in rats during trial, the gain of BW and other information that maybe interfere the outcome based on group trials.
7.	Conclusion <i>A clear summary of the study</i>	Should we only drink beetroof, or only doing routine excercise or combination of both intervention to maintain BP and BGL? Please add information on it.
8.	References <i>References should follow the journal's format</i>	Please do check again with format, some of that may not meet the format.

9.	English Proficiency	Check again in proofreading agency after the manuscript is accepted
10.	Additional comments/suggestions by the reviewer about the article	Good Works

Overall Evaluation

Please choose one.

Accept		Major Revision	v
Minor Revision		Reject	

Please return Manuscript and/or Review Comments to:

Food Research

Email: foodresearch.my@outlook.com

Beetroot (*Beta vulgaris*) Powder Improves Blood Pressure and Glucose Level Wistar Rats After High Intensity Exercise

Commented [L1]: Missing some connecting word

Abstract

High intensity exercise can increase oxygen consumption. Beetroot contains phytochemicals biologically active substance to improve post-exercise conditions. Beetroot can be processed into powder. This study aimed to determine the effect of beetroot powder on the improvement of blood pressure dan blood glucose level in Wistar rats received high intensity exercise. 30 Wistar rats were randomly divided into 5 groups (n=6), they were control negative (G1); control positive (G2); received exercise and 0.36 g/200 g b.wt/day of beetroot powder (G3); received exercise and 0.72 g/200 g b.wt/day of beetroot powder (G4) and received exercise and 1.08 g/200 g b.wt/day of beetroot powder (G5). The treatment was given 1x/day after exercise for 28 days. The blood pressure were measured using the S-2 sphygmomanometer while blood glucose levels were measured using the GOD-PAP method by taking retroorbital vein blood. The data were analyzed using paired sample t-test and one-way analysis of variance (ANOVA). Result: there are differences in blood pressure and blood glucose levels before and after the administration of beetroot powder as much as 0.36 g/200 g b.wt/day; 0.72 g/200 g b.wt/day and 1.08 g/200 g b.wt/day in Wistar rats received high intensity exercise ($p < 0.005$). Result of the post-hoc test showed differences in blood pressure and blood glucose levels between the control and treatment groups. Conclusion: Beetroot powder was effective in improving blood pressure and blood glucose levels in Wistar rats received high intensity exercise.

Commented [L2]: Please mention which group has better effect in BP and BGL

Keywords: Beetroot, blood pressure, blood glucose, exercise, powder, Wistar.

1. Introduction

High intensity aerobic exercise with light recovery exercise or no exercise is a form of High intensity interval training (HIIT). The accumulated high intensity physical activity has a minimum duration of 75 minutes per week with a maximum heart rate of 85% - 95% (Taylor *et al.*, 2019). The energy contribution in high-intensity exercise comes mainly from glycolytic metabolism and a small contribution from high energy phosphagens and oxidative phosphorylation (Dominguez *et al.*, 2018). Exercise with a short- or long-term pattern can significantly reduce blood pressure in various populations (Costa *et al.*, 2016).

Body metabolism caused by high intensity exercise can increase oxygen consumption. Blood pressure is influenced by the peripheral resistance and pumping force (output) of the heart. Blood pressure control starts from a fast reaction control system and slow reaction. Exercise, diet, obesity, and

Commented [L3]: Check medical terminology

Commented [L4]: Check medical terminology

genetic changes are factors that affect blood pressure. Systolic blood pressure indicates the highest pressure while diastolic blood pressure shows the smallest pressure in the blood vessels at a given moment. Research conducted by Webb showed that 500 ml of beet juice can lower systolic and diastolic blood pressure. This decrease is caused by the presence of inorganic nitrate content in beets which allows for a pleiotropic effect (Siervo *et al.*, 2013).

Muscle glycogen is the main raw material used during exercise. Muscle glycogen stores will decrease during exercise and will replenish during the recovery period. When muscle glycogen decreases during exercise, muscle capacity will also decrease, leading to fatigue (Betteridge *et al.*, 2016). Foods which contains high antioxidants are starting to be considered as an alternative to support athlete's performance. High antioxidant content is found in many fruits and vegetables.

Beetroot is a vegetable that is quite popular among athletes. Beetroot is a great source of antioxidants and micronutrients including potassium, betaine, vitamins and nitrates. The color of beetroot comes from the purple and yellow pigments known as betalains. These betalains have the potential for antioxidant capacity (Ormsbee *et al.*, 2013).

Beetroot is an annual or biennial plant from the family *Beta vulgaris* subsp. *Vulgaris conditiva* that was originated from Middle East then spread to America, Europe and Asia. Beetroot contains biologically active substances, vitamins, and minerals that are used as supplements to support health and are finally applied as functional food ingredients (Baiao *et al.*, 2020). The role of beetroot as an additional material to support athlete performance is widely used as an ergogenic source to support the performance of an athlete (Clifford *et al.*, 2015). This study used beetroot in the powder form because they have low moisture content, are light in weight, have a longer shelf life and are easy to consume. This study aims to determine the effect of beetroot powder on Wistar rats that were exposed to high intensity exercises.

2. Materials and methods

The research was conducted in August - October 2020 at the House of Experimental Rats CNFS, Universitas Gadjah Mada, Yogyakarta, Indonesia. Research ethics eligibility letter number 067/KEPK/EC/2020 from the Committee on the Ethics of Health, Universitas Negeri Semarang, Indonesia. Facilities for maintaining, providing training and handling experimental animals during the study using the Guidelines for Care and Use of Laboratory Animals of CNFS Universitas Gadjah Mada, Yogyakarta, Indonesia. This study used 30 male Wistar rats provided by the CNFS House of Experimental Rats, Universitas Gadjah Mada, Yogyakarta, Indonesia, 4 weeks old, 180 to 240 grams of body weight and adapted for seven days prior to the study. Wistar rats were placed in individual cages made of stainless steel with a temperature of 25 ± 1 °C, normal humidity, and had cycle of dark and light of 12:12 hours each. Each Wistar rat was given 20 grams of standard diet with ad libitum water. Daily cage cleaning was performed to reduce stress levels in Wistar rats and to maintain the health of Wistar rats.

2.1 Preparation of beetroot powder

The beetroot was obtained from the organic beetroot farming in the villages of Pakis and Ngablak, Magelang Regency, Central Java. The making of beetroot powder was in accordance with Rahayu's research (Rahayu *et al.*, 2020). The process of making beetroot powder started with sorting then washing, cutting and drying. The beetroot sorting process aims to reduce physical and

Commented [L5]: Need more explanation, if antioxidant is suspected as a substance that influence the muscle glycogen stores, there is still lack evidence to explain it.

Commented [L6]: Please add with figure information like a workflow of processing beetroot powder

microbiological hazards such as soil, gravel and caterpillars. The process of washing beetroot using running water was then followed by the cutting process using a copper bowl and drying using sunlight for one day. The beetroot were cut to 1 mm size to speed up the drying process. The next step was crushing beetroot using a juice extractor before putting the beetroot crush into spray drying to produce a powder form. The determination of the vitamin C and flavonoid levels of beetroot powder was carried out at the Laboratory of the Food and Agriculture Center for the Food Technology Study Program, Faculty of Agricultural Technology, UNIKA Soegijapranata Semarang, Indonesia.

2.2 Preparation of high intensity exercise and experimental design

The high intensity exercise performed by Wistar rats was swimming for 30 minutes for 5 days/week. The swimming pool size was 50 cm x 30 cm with the depth of 25 cm and a water temperature of 28 °C. Each Wistar rats received 20 g/day standard feed and beetroot powder in the morning after swimming with a dose of Group 3 (G3) was 0.36 g/200 g b.wt /day; Group 4 (G4) as much as 0.72 g/200 g b.wt/day and Group 5 (G5) as much as 1.08 g/200 g b.wt/day. The beetroot powder given to each group was previously diluted in 3 mL of water and given through a gastric sonde for 28 days.

The Wistar rats were randomly divided into five groups consisting of 6 rats each. G1: negative control rats (did not exercise and did not receive any treatment); G2: positive control group (exercised rats, but did not receive any treatment); G3: Exercised rats that received beetroot powder 0.36 g/200 g b.wt./day; G4: exercise rats that received beetroot powder 0.72 g/200 g b.wt/day; G5: exercised rats that received beetroot powder 1.08 g/200 g b.wt/day.

2.3 Parameter analyzed

Blood pressure and blood glucose levels of the Wistar rats were measured before and after the intervention. Blood pressure was measured using the S-2 sphygmomanometer made in Germany using the tail-cuff method. Wistar rats' blood pressure was measured 5 minutes after the rats were placed on the device. Blood glucose levels were measured using the GOD-PAP method. The blood samples were from the retro orbital vein and centrifuged at 3000 rpm for 15 min to obtain serum. Blood glucose levels were measured using a spectrophotometer. The Wistar rats were sacrificed through cervical decapitation and then burned in the incinerator at the end of the study.

2.4 Statistical analysis

Statistical data for each group used means ±standard deviation (SD). Paired sample t- test was used to determine the differences before and after the intervention in each group. The differences between groups were assessed by one-way analysis of variance (ANOVA). If one-way ANOVA yielded significant results, Tukey was performed for intergroup comparisons using the least significant difference test. The p-values were considered statistically significant when they were <0.05.

3. Results and discussion

Beetroot contains phytochemicals such as betalains, flavonoids, polyphenols, saponins and inorganic nitrates (NO₃). It can also be a source of minerals such as potassium, sodium, phosphorus, calcium, magnesium, copper, iron, zinc, and manganese. Previous studies showed that vitamin C content and total flavonoid content in beetroot juice were 10.75-20.36 mg/100 g and 2,02-2.36 mg/100 g,

Commented [L7]: Check word

Commented [L8]: Why choose wistar rats? Explain how is the determination of dose activity and dose of beetpowder in this trial.

Commented [L9]: Do the author have the origin data of the product trial nutrient information?

What is the purpose of pharagraph one of this topic? Since it's not clearly understood related to the aim of the outcome of the result.

respectively (Mirmiran *et al.*, 2020). Meanwhile, the beetroot powder used in this study contains 60.29 mg/100 g of vitamin C and 254.12 mg/100 g of total flavonoids. Beetroot is classified as one of the plants that have the highest antioxidant activity due to the betalains content that is consistently stable even when processed into powder form, dye extract or other derivative forms (Khan, 2016). Betalains belong to the soluble fibers group and nitrogen-containing pigments that synthesized from tyrosine. Betalains are divided into two groups: red-violet (betacyanins) and yellow (betaxanthins). At room temperature, betacyanins are more stable than betaxanthins because of their glycosylated structure (Azeredo, 2009). Betalains content in beetroot allows them to have a stable color. This color stability depends on pH and temperature. In this study, the powder form does not affect the betalains content in the beetroot. The use of powder form is also based on the research stated that betaxanthin has a higher susceptibility to temperatures than betacyanin (Ceclu, L and Nistor, O, 2020).

3.1 Blood pressure in Wistar rats

Table 1 shows that blood glucose levels before and after treatment in all groups are significantly differed before and after treatment ($p < 0.05$). The post-hoc test showed that each group had a significant difference either in the control group or the intervention group. The highest blood glucose levels increase is occurred in the high-intensity exercise group but not given any intervention (G2). G5 which was given red beet powder intervention 1.08 g/200 g b.wt /d for 28 days showed the lowest blood glucose levels increase that compared to all groups.

Blood pressure measurements were taken twice, before exercise and 15 minutes after exercise. Table 1 shows that there is a significant difference in systolic blood pressure before and after the intervention in the high-intensity training group which was given the intervention of 0.36 g of beetroot powder/200 g b.wt /day (G3); 0.72 g/200 g b.wt /day (G4) and 1.08 g /200 g b.wt /day (G5). The Tukey test showed that there was a difference in systolic blood pressure in high-intensity exercise and beetroot powder groups compared to the group that was not given exercise and intervention (G1). The highest decrease in systolic blood pressure showed in the group that was provided with 0.72 g of beetroot /200 g b.wt/day (34.33 ± 6.06 mmHg), although it was not significantly different compared to the positive control group (G2).

In this study, we found a difference in diastolic blood pressure before and after the intervention in all groups that were treated with beetroot powder. The difference in diastolic blood pressure was also observed in the control and the intervention groups. The highest decrease in diastolic pressure is in the G3 which was treated with 0.36 g of beetroot powder /200 g b.wt /day.

This study is in line with previous research which stated that the consumption of 140 mL of beetroot juice (12.9 mmol nitrate content) did not affect the total VO₂ or work performance after being given a specific rating of perceived exertion (RPE) 13 exercise but could reduce resting systolic blood pressure (Rienks *et al.*, 2015). Increasing exercise intensity will increase blood pressure, heart rate, and lung function. Blood pressure reduction, either systolic or diastolic, indicates a change in body metabolism as an adaptation to high-intensity exercise and the effect of beetroot powder administration. The possible mechanism of beetroot powder in reducing blood pressure is because beetroot powder may trigger the epinephrine hormone release. The hormone causes the dilation of blood vessel so that blood volume decreases and triggers the extracellular release of blood plasm, which leads to blood pressure reduction (Manansang *et al.*, 2018).

Commented [L10]: Please add some information regarding the nutrient intake in rats during trial, the gain of BW and other information that maybe interfere the outcome based on group trail.

Commented [L11]: So what is the best between group? and please give additional reasoning based on it.

In addition, beetroot powder reduces blood pressure through the bioconversion of nitrates to nitric oxide. The digestive process can convert nitrate to nitrite to be stored or circulated in the blood. When oxygen availability is low, nitrite can be converted to nitric oxide (NO) (Ferguson *et al.*, 2013). NO is a gaseous signaling molecule that modulates physiological functions and metabolic control, such as regulation of bloodstream, neurotransmission, immune function, glucose and calcium homeostasis, muscle contractility and mitochondrial respiration. NO is produced through the oxidation of the amino acid L-arginine in the catalyzed reaction by NO synthase (NOS) with nitrite (NO₂⁻) and nitrate (NO₃⁻) with the result is NO as the oxidation product. Under suitable physiological conditions, NO can be generated through the NO₂⁻ reduction. This reduction process becomes important, especially when oxygen availability is low and NOS function is impaired (Amaral *et al.*, 2019).

Consumption of beetroot powder, which is one of the sources of NO₃⁻, can increase the plasma concentration of NO₂⁻ and produce NO-like bioactivity (Seremet (Ceclu) *et al.*, 2020). The absorption process of NO₃⁻ reaches 25% when it enters the enterosalivary circulation and concentrated in saliva. Anaerobic bacteria in the oral cavity can reduce NO₃⁻ to NO₂⁻. Then, some NO₂⁻ will turn to NO due to the presence of chloric acid (HCl) in the stomach while the rest will be absorbed to increase plasma circulation (NO₂⁻). This NO₂⁻ will be reduced to be converted into NO and other reactive nitrogen intermediates when exercise-induced hypoxic tissue (Wylie *et al.*, 2013).

Nitrite compounds have a vasodilating effect on blood vessels and provide resistance to homocysteine. Homocysteine is an intermediate product of amino acid from the methionine to cysteine cycle. Homocysteine is a marker of chronic inflammation in blood vessels and can lead to congestion of the venous bloodstream (Domínguez *et al.*, 2017). Beetroot also contains potassium and phytochemical compounds, such as flavonoids (Nandani and Sofyaningsih, 2019). The potassium content in beetroot is 325 ±4.5 mg approximately. Potassium is important in regulating nerve and muscle function and reduces the use of adenosine triphosphate in muscles. Another possible mechanism of lowering blood pressure is due to the fiber content in beetroot powder. Fiber can bind cholesterol and various proinflammatories that trigger inhibition of the bloodstream. Cholesterol and various proinflammatory bound by fibers are then excreted through feces that can suppress the increase in blood pressure (de Lade *et al.*, 2018).

3.2 Blood glucose level in Wistar rats

Glucose expenditure does not increase with exercise when insulin is absent. This indicates that before glycogen is depleted, a stimulus to increase glucose uptake will be made. The increase in the ability of insulin to stimulate glucose utilization and glycogen synthesis is contingent upon the exercise level. Increasing blood glucose levels during high-intensity exercise occurs because catecholamine triggers glycogenolysis in the liver and stimulates the epinephrine and norepinephrine hormones. The process of increasing blood glucose levels during exercise also occurs due to the gluconeogenic activity of corticosteroids (Sarov and Vlaykova, 2005).

In this study, blood glucose levels have decreased, this process occurs due to intracellular signal transduction modifications as the primary mechanism to decrease blood glucose levels. This mechanism starts with hormonal activation, inhibition of α -amylase and α -glucosidase, and an increase in paraoxonase 1 (PON1). An increase in the stress hormone, such as cortisol, as one of the consequences after exercise also triggers an increase in gluconeogenesis followed by a decrease in glucose concentration. It related to the secretion of the Adrenocorticotrophic hormone (ACTH) and its action on the adrenal cortex level. The decrease in glucose levels due to beetroot powder is also influenced by the

Commented [L12]: Is it correlate with nitrit in beetroot?

polyphenols, betanins and neobetanins content as a result of degradation products, which also affects the nitrite-nitrate pathway or inhibition of hormonal reductase activity (Baiao, Silva and Paschoalin, 2020). The bioactive components in beetroot can reduce the carbohydrate digestion rate and activate Adenosine Monophosphate Protein Kinase (AMPK), leads to reduction in intestinal glucose absorption that also reduces the postprandial glucose response (Mirmiran *et al.*, 2020).

4. Conclusion

Beetroot powder is effective in reducing blood glucose levels, and systolic and diastolic blood pressure in Wistar rats that performed high-intensity exercise.

Conflict of interest

The authors declare no conflict of interest.

Acknowledgments

This research work was funded by the Faculty of Sports Sciences, Universitas Negeri Semarang (Grant No. 18.4.5/UN37/PPK.4.6/2020).

Commented [L13]: Should we only drink beetroot, or only doing routine exercise or combination of both intervention to maintain BP and BGL?

References

- Amaral, A.L., Mariano, I.M., Carrijo, V.H.V., de Souza, T.C.F., Batista, J.P., Mendonça, A.M., de Souza, A.V., Caixeta, D.C., Teixeira, R.R., Espindola, F.S., de Oliveira, E.P., Puga, G.M. (2019). A single dose of beetroot juice does not change blood pressure response mediated by acute aerobic exercise in hypertensive postmenopausal women. *Nutrients*, 11(1327), 1–13. doi: 10.3390/nu11061327.
- Azeredo, H.M.C. (2009). Betalains: Properties, sources, applications, and stability - A review. *International Journal of Food Science and Technology*, 44(12), 2365–2376. doi: 10.1111/j.1365-2621.2007.01668.x.
- Baíão, S., Silva, D. V. T. and Paschoalin, V. M. F. (2020). Beetroot , A Remarkable Vegetable : Its Nitrate and Phytochemical Contents Can be Adjusted in Novel Formulations to Benefit Health and Support Cardiovascular Disease Therapies. *Antioxidants*, 9(960), 1–31. doi: 10.3390/antiox9100960.
- Betteridge, S., Bescós, R., Martorell, M., Pons, A., Garnham, A.P., Stathis, C.C., McConell, G.K. (2016). No effect of acute beetroot juice ingestion on oxygen consumption, glucose kinetics, or skeletal muscle metabolism during submaximal exercise in males. *Journal of Applied Physiology*, 120(4), 391–398. doi: 10.1152/jappphysiol.00658.2015.
- Ceclu, L. and Nistor, O. (2020). Red Beetroot: Composition and Health Effects - A Review. *Journal of Nutritional Medicine and Diet Care*, 6(1), 1-9. doi: 10.23937/2572-3278.1510043.
- Clifford, T., Howatson, G., West, D.J., Stevenson, E.J. (2015). The potential benefits of red beetroot supplementation in health and disease. *Nutrients*, 7(4), 2801–2822. doi: 10.3390/nu7042801.
- Costa, E.C., Dantas, T.C.B., de Farias Junior, L.F., Frazão, D.T., Prestes, J., Moreira, S.R., Ritti-Dias, R.M., Tibana, R.A., Duhamel, T.A. (2016). Inter- and Intra-Individual Analysis of Post-Exercise Hypotension Following a Single Bout of High-Intensity Interval Exercise and Continuous Exercise: A Pilot Study. *International Journal of Sports Medicine*, 37(13), 1038–1043. doi: 10.1055/s-0042-112029.
- de Lade, C.G., Andreazzi, A.E., Bolotari, M., Costa, V.M.G., Peters, V.M., de Oliveira Guerra, M. (2018). Effects of moderate intensity endurance training vs. high intensity interval training on weight gain, cardiorespiratory capacity, and metabolic profile in postnatal overfed rats. *Diabetology and Metabolic Syndrome*, 10(70), 1–9. doi: 10.1186/s13098-018-0374-x.
- Domínguez, R., Cuenca, E., Maté-Muñoz, J.L., García-Fernández, P., Serra-Paya, N., Estevan, M.C.L., Herreros, P.V., Garnacho-Castaño, M.V. (2017). Effects of beetroot juice supplementation on cardiorespiratory endurance in athletes. A systematic review. *Nutrients*, 9 (43), 1-18. doi: 10.3390/nu9010043.
- Domínguez, R., Maté-Muñoz, J.L., Cuenca, E., Garcia-Fernández, P., Mata-Ordoñez, F., Lozano-Estevan, M.C., Veiga-Herreros, P., da Silva, S.F., Garnacho-Castaño, M.V., (2018). Effects of beetroot juice supplementation on intermittent high-intensity exercise efforts. *Journal of the International Society of Sports Nutrition*, 15 (2), 1-12. doi: 10.1186/s12970-017-0204-9.
- Ferguson, S.K., Hirai, D.M., Copp, S.W., Holdsworth, C.T., Allen, J.D., Jones, A.M., Musch, T.I., Poole, D.C. (2013). Impact of dietary nitrate supplementation via beetroot juice on exercising muscle vascular control in rats. *The Journal of Physiology*, 591 (2), 547–557. doi: 10.1113/jphysiol.2012.243121.
- Khan, M. I. (2016). Plant Betalains: Safety, Antioxidant Activity, Clinical Efficacy, and Bioavailability. *Comprehensive Reviews in Food Science and Food Safety*, 15(2), 316–330. doi: 10.1111/1541-4337.12185.

Manansang, G.R., Rumampuk, J.F., Moningka, M.E. (2018). Perbandingan Tekanan Darah Sebelum dan Sesudah Olahraga Angkat Berat. *Jurnal e-Biomedik*, 6(2), 96–102.

Mirmiran, P., Houshialsadat, Z., Gaeni, Z., Bahadoran, Z., Azizi, F. (2020). Functional properties of beetroot (*Beta vulgaris*) in management of cardio-metabolic diseases. *Nutrition and Metabolism*, 17(3), 1–15. doi: 10.1186/s12986-019-0421-0.

Nandani, A.D. and Sofyaningsih, M. (2019). The effect of beet juice consuming to the tension of hypertension patients. *Arsip Gizi dan Pangan*, 4(1), 1–10.

Ormsbee, M., Lox, J. and Arciero, P. (2013). Beetroot juice and exercise performance. *Nutrition and Dietary Supplements*, 5, 27–35. doi: 10.2147/nds.s52664.

Rahayu, S., Putriningtyas, N.D., Rahayu, T., Azam, M., Astuti, E.Y. (2020). The potential of red beetroot powder as an athlete supplementation according to its organoleptic properties, in *Proceeding of the 5th International Seminar of Public Health and Education, ISPHE 2020*. EAI, 7–12. doi: 10.4108/eai.22-7-2020.2300311.

Rienks, J.N., Vanderwoude, A.A., Maas, E., Blea, Z.M., Subudhi, A.W. (2015). Effect of beetroot juice on moderate-intensity exercise at a constant rating of perceived exertion. *International Journal of Exercise Science*, 8(3), 277–286. Available at: <http://www.intjexersci.com>.

Sarov, G.M., and Vlaykova, T.I. (2005). Changes in blood glucose, triglycerides and lipid peroxidation products in rabbits after hanging fixation. *Bulgarian Journal of Veterinary Medicine*, 8(3), 157–161.

Seremet, L (Ceclu), Nistor, O., Andronoiu, D.G., Mocanu, G.D., Barbu, V.V., Maidan, A., Rudi, L., Botez, E. (2020). Development of several hybrid drying methods used to obtain red beetroot powder. *Food Chemistry*, 310, p. 125637. doi: 10.1016/j.foodchem.2019.125637.

Siervo, M., Lara, J., Ogbonmwan, I., Mathers, J.C. (2013). Inorganic nitrate and beetroot juice supplementation reduces blood pressure in adults: A systematic review and meta-analysis. *The Journal of Nutrition*, 143 (6), 818–826. doi: 10.3945/jn.112.170233.

Taylor, J.L., Holland, D.J., Spathis, J.G., Beetham, K.S., Wisløff, U., Keating, S.E., Coombes, J.S. (2019). Guidelines for the delivery and monitoring of high intensity interval training in clinical populations. *Progress in Cardiovascular Diseases*, 62, 140–146. doi: 10.1016/j.pcad.2019.01.004.

Wylie, L.J., Kelly, J., Bailey, S.J., Blackwell, J.R., Skiba, P.F., Winyard, P.G., Jeukendrup, A.E., Vanhatalo, A., Jones, A.M. (2013). Beetroot juice and exercise: pharmacodynamic and dose-response relationships. *Journal of Applied Physiology*, 115, 325–336. doi: 10.1152/jappphysiol.00372.2013.

Table 1. Mean level of blood pressure and blood glucose level parameters in Wistar rats

Parameters tested	G1 ^a	G2 ^b	G3 ^c	G4 ^d	G5 ^e
Systolic blood pressure					
pre	130.17±16.63	157.50±10.29	152.17±7.70	152.33±3.98	149.00±6.78
post	125.83±8.47	135.00±6.48	119.83±7.28	118.00±4.43	116.67±5.32
Δ	4.33±9.87	22.50±14.75	32.33±13.13	34.33±6.06	32.33±7.87
p	0.002 ^{b,c,d,e}	0.001 ^{*a}	0.001 ^{*a}	0.001 ^{*a}	0.014 ^{*a}
Diastolic blood pressure					
pre	89.83±16.10	121.83±6.21	125.17±4.88	122.67±6.77	120.83±2.64
post	92.33±21.05	116.00±20.56	87.00±4.43	85.50±2.17	83.00±3.22
Δ	2.50±7.18	5.83±17.79	38.17±5.38	37.17±6.31	37.83±3.31
p	0.001 ^{c,d,e}	0.001 ^{c,d,e}	0.001 ^{*a,b}	0.001 ^{*a,b}	0.014 ^{*a,b}
Blood glucose levels					
pre	69.38±1.48	68.32±0.99	69.79±1.62	70.26±2.09	69.67±1.74
post	70.97±1.51	112.88±3.78	94.32±1.72	88.89±1.32	81.20±3.38
Δ	1.59±1.20	44.57±3.76	24.54±2.39	18.63±2.81	11.53±2.43
p	0.001 ^{*b,c,d,e}	0.001 ^{*a,c,d,e}	0.001 ^{*a,b,d,e}	0.001 ^{*a,b,c,e}	0.001 ^{*a,b,c,d}

Sampling was done 28 days after start of treatment.

G1: Control negative; G2: control positive; G3: exercise, treated with beetroot powder of 0.36 g/200 g b.wt/day; G4: exercise, treated with beetroot powder of 0.72 g/200 g b.wt/day; G5: exercise, treated with beetroot powder of 1.08 g/ 200 g b.wt/day.

Values represent the mean ±SD for observation mode on six rats in each group

Statistical analysis: p*; paired t test, significant difference (p<0.05); One-way analysis for variance (ANOVA), where significant, post hoc testing (least significant difference) was done for intergroup comparisons.

^aStatistically significant difference (p<0.05) when compared with G1 values

^bStatistically significant difference (p<0.05) when compared with G2 values

^cStatistically significant difference (p<0.05) when compared with G3 values

^dStatistically significant difference (p<0.05) when compared with G4 values

^eStatistically significant difference (p<0.05) when compared with G5 values

3. Bukti manuscript telah direvisi

The Beetroot (*Beta vulgaris*) Powder Improves Blood Pressure and Glucose Level Wistar Rats After High Intensity Exercise

Abstract

High intensity exercise can increase oxygen consumption. Beetroot contains phytochemicals biologically active substance to improve post-exercise conditions. Beetroot can be processed into powder. This study aimed to determine the effect of beetroot powder on the improvement of blood pressure dan blood glucose level in Wistar rats received high intensity exercise. 30 Wistar rats were randomly divided into 5 groups (n=6), they were control negative (G1); control positive (G2); received exercise and 0.36 g/200 g b.wt/day of beetroot powder (G3); received exercise and 0.72 g/200 g b.wt/day of beetroot powder (G4) and received exercise and 1.08 g/200 g b.wt/day of beetroot powder (G5). The treatment was given 1x/day after exercise for 28 days. The blood pressure were measured using the S-2 sphygmomanometer while blood glucose levels were measured using the GOD-PAP method by taking retroorbital vein blood. The data were analyzed using paired sample t-test and one-way analysis of variance (ANOVA). Result: There are differences in blood pressure and blood glucose levels before and after the administration of beetroot powder as much as 0.36 g/200 g b.wt/day; 0.72 g/200 g b.wt/day and 1.08 g/200 g b.wt/day in Wistar rats received high intensity exercise ($p < 0.005$). The G4 has the most decrease in systolic blood pressure. The G5 showed the lowest blood glucose levels increase that compared to all group. Conclusion: Beetroot powder was effective in improving blood pressure and blood glucose levels in Wistar rats received high intensity exercise.

Keywords: Beetroot, blood pressure, blood glucose, exercise, powder, Wistar.

1. Introduction

High intensity aerobic exercise with light recovery exercise or no exercise is a form of High intensity interval training (HIIT). The accumulated high intensity physical activity has a minimum duration of 75 minutes per week with a maximum heart rate of 85% - 95% (Taylor *et al.*, 2019). The energy contribution in high-intensity exercise comes mainly from glycolytic metabolism and a small contribution from high energy phosphagens and oxidative phosphorylation (Domínguez *et al.*, 2018). Exercise with a short- or long-term pattern can significantly reduce blood pressure in various populations (Costa *et al.*, 2016).

Body metabolism caused by high intensity exercise can increase oxygen consumption. Maintenance of a normal blood pressure is influenced on the balance between the cardiac output and peripheral vascular resistance. Exercise, diet, obesity, and genetic changes are factors that affect blood pressure. Systolic blood pressure indicates the highest pressure while diastolic blood pressure shows the smallest pressure in the blood vessels at a given moment. Research conducted by Webb showed that 500 mL of beet juice can lower systolic and diastolic blood pressure. This decrease is caused by the presence of inorganic nitrate content in beets which allows for a pleiotropic effect (Siervo *et al.*, 2013).

Muscle glycogen is the main raw material used during exercise. Muscle glycogen stores will decrease during exercise and will replenish during the recovery period. When muscle glycogen decreases during exercise, muscle capacity will also decrease, leading to fatigue (Betteridge *et al.*, 2016). Foods which contains high antioxidants are starting to be considered as an alternative to support athlete's performance. High antioxidant content is found in many fruits and vegetables. Exercise can trigger glycogen depletion through activation of autophagy. An activation of autophagy can stimulate catabolism and activation of protective endogenous mechanisms. Protein quality control, stimulation of endogenous antioxidant defense and even gluconeogenesis are reaction of protective endogenous mechanism (Cherkas *et al.*, 2020).

Beetroot is a vegetable that is quite popular among athletes. Beetroot is a great source of antioxidants and micronutrients including potassium, betaine, vitamins and nitrates. The color of beetroot comes from the purple and yellow pigments known as betalains. These betalains have the potential for antioxidant capacity (Ormsbee *et al.*, 2013).

Beetroot is an annual or biennial plant from the family *Beta vulgaris* subsp. *Vulgaris conditiva* that was originated from Middle East then spread to America, Europe and Asia. Beetroot contains biologically active substances, vitamins, and minerals that are used as supplements to support health and are finally applied as functional food ingredients (Baiao *et al.*, 2020). The role of beetroot as an additional material to support athlete performance is widely used as an ergogenic source to support the performance of an athlete (Clifford *et al.*, 2015). This study used beetroot in the powder form because they have low moisture content, are light in weight, have a longer shelf life and are easy to consume. This study aims to determine the effect of beetroot powder on Wistar rats that were exposed to high intensity exercises.

2. Materials and methods

The research was conducted in August - October 2020 at the House of Experimental Rats CNFS, Universitas Gadjah Mada, Yogyakarta, Indonesia. Research ethics eligibility letter number 067/KEPK/EC/2020 from the Committee on the Ethics of Health, Universitas Negeri Semarang, Indonesia. Facilities for maintaining, providing training and handling experimental animals during the study using the Guidelines for Care and Use of Laboratory Animals of CNFS Universitas Gadjah Mada, Yogyakarta, Indonesia. This study used 30 male Wistar rats provided by the CNFS House of Experimental Rats, Universitas Gadjah Mada, Yogyakarta, Indonesia, 4 weeks old, 180 to 240 grams of body weight and adapted for seven days prior to the study. Wistar rats were placed in individual cages made of stainless steel with a temperature of 25 ± 1 °C, normal humidity, and had cycle of dark and light of 12:12 hours each. Each Wistar rat was given 20 grams of standard chow with ad libitum water. Daily cage cleaning was performed to reduce stress levels in Wistar rats and to maintain the health of Wistar rats.

2.1 Preparation of beetroot powder

The beetroot was obtained from the organic beetroot farming in the villages of Pakis and Ngablak, Magelang Regency, Central Java. The making of beetroot powder was in accordance with Rahayu's research (Rahayu *et al.*, 2020). The process of making beetroot powder started with sorting then washing, cutting and drying. The beetroot sorting process aims to reduce physical and microbiological hazards such as soil, gravel and caterpillars. The process of washing beetroot using running water was then followed by the cutting process using a copper bowl and drying using sunlight for one day. The beetroot were cut to 1 mm size to speed up the drying process. The next step was crushing beetroot using a juice extractor before putting the beetroot crush into spray drying to produce a powder form (see Figure 1). The determination of the vitamin C and flavonoid levels of beetroot powder was carried out at the Laboratory of the Food and Agriculture Center for the Food Technology Study Program, Faculty of Agricultural Technology, UNIKA Soegijapranata Semarang, Indonesia.

2.2 Preparation of high intensity exercise and experimental design

Wistar was chosen as an experimental animal because it has metabolic activities similar to human. The high intensity exercise performed by Wistar rats was swimming for 30 minutes for 5 days/week. The swimming pool size was 50 cm x 30 cm with the depth of 25 cm and a water temperature of 28 °C. Each Wistar rats received 20 g/day standard chow and beetroot powder in the morning after swimming with a dose of Group 3 (G3) was 0.36 g/200 g b.wt /day; Group 4 (G4) as much as 0.72 g/200 g b.wt/day and Group 5 (G5) as much as 1.08 g/200 g b.wt/day. The beetroot powder given to each group was previously diluted in 3 mL of water and given through a gastric sonde for 28 days. The dosage of beetroot powder in this study was based on the flavonoid content (Carreiro *et al.*, 2016) and the portion of vegetables and fruit on DASH Diet (Clements, Lee and Bloomer, 2014) (Alissa and Ferns, 2017).

The Wistar rats were randomly divided into five groups consisting of 6 rats each. G1: negative control rats (did not exercise and did not receive any treatment); G2: positive control group (exercised rats, but did not receive any treatment); G3: Exercised rats that received beetroot powder 0.36 g/200 g b.wt./day; G4: exercised rats that received beetroot powder 0.72 g/200 g b.wt/day; G5: exercised rats that received beetroot powder 1.08 g/200 g b.wt/day.

2.3 Parameter analyzed

Blood pressure and blood glucose levels of the Wistar rats were measured before and after the intervention. Blood pressure was measured using the S-2 sphygmomanometer made in Germany using the tail-cuff method. Wistar rats' blood pressure was measured 5 minutes after the rats were placed on the device. Blood glucose levels were measured using the GOD-PAP method. The blood samples were from the retro orbital vein and centrifuged at 3000 rpm for 15 min to obtain serum. Blood glucose levels were measured using a spectrophotometer. The Wistar rats were sacrificed through cervical decapitation and then burned in the incinerator at the end of the study.

2.4 Statistical analysis

Statistical data for each group used means \pm standard deviation (SD). Paired sample t- test was used to determine the differences before and after the intervention in each group. The differences between groups were assessed by one-way analysis of variance (ANOVA). If one-way ANOVA yielded

significant results, Tukey was performed for intergroup comparisons using the least significant difference test. The p-values were considered statistically significant when they were <0.05.

3. Results and discussion

Beetroot contains phytochemicals such as flavonoids, polyphenols, vitamin, inorganic nitrates (NO₃) and minerals such as potassium, sodium, phosphorus, calcium, magnesium, copper, iron, zinc, and manganese. Previous studies showed that vitamin C content and total flavonoid content in beetroot juice were 10.75-20.36 mg/100 g and 2.02-2.36 mg/100 g, respectively (Mirmiran *et al.*, 2020). Meanwhile, the beetroot powder used in this study contains 60.29 mg/100 g of vitamin C and 254.12 mg/100 g of total flavonoids. Beetroot is classified as one of the plants that have the highest antioxidant activity due to the betalains content that is consistently stable even when processed into powder form, dye extract or other derivative forms (Khan, 2016). Betalains belong to the soluble fibers group and nitrogen-containing pigments that synthesized from tyrosine. Betalains are divided into two groups: red-violet (betacyanins) and yellow (betaxanthins). At room temperature, betacyanins are more stable than betaxanthins because of their glycosylated structure (Azeredo, 2009). Betalains content in beetroot allows them to have a stable color. This color stability depends on pH and temperature. In this study, the powder form does not affect the betalains content in the beetroot. The use of powder form is also based on the research stated that betaxanthin has a higher susceptibility to temperatures than betacyanin (Ceclu, L and Nistor, O, 2020).

Figure 2 shows the gain of body weight in each group of Wistar rats. Wistar rats that given beetroot powder 1.08 g/200 g BW/day had the highest body weight gain after intervention compared to all groups. Inorganic nitrate (NO₃⁻) levels in beetroot powder can increase NO levels in the digestive system. NO₂⁻ nitrate is produced by NO₃⁻ which is assisted by the NO₃⁻ reductase enzyme. Swimming exercise with a duration of 30 minutes for 5x/week did not cause weight loss of Wistar rats during the study. The carbohydrate content in the chow and beetroot powder did not allow weight loss to occur in each treatment group. The main source of fuel for energy production is carbohydrates which occur through the high energy phosphagen system and glycolysis. The high energy phosphagen system and glycolysis gradually provide up to 50% energy (Domínguez *et al.*, 2017).

3.1 Blood pressure in Wistar rats

Blood pressure measurements were taken twice, before exercise and 15 minutes after exercise. Table 1 shows that there is a significant difference in systolic blood pressure before and after the intervention in the high-intensity training group which was given the intervention of 0.36 g of beetroot powder/200 g b.wt /day (G3); 0.72 g/200 g b.wt /day (G4) and 1.08 g /200 g b.wt /day (G5). The Tukey test showed that there was a difference in systolic blood pressure in high-intensity exercise and beetroot powder groups compared to the group that was not given exercise and intervention (G1). The highest decrease in systolic blood pressure showed in the group that was provided with 0.72 g of beetroot /200 g b.wt/day (34.33 ± 6.06 mmHg), although it was not significantly different compared to the positive control group (G2).

In this study, we found a difference in diastolic blood pressure before and after the intervention in all groups that were treated with beetroot powder. The difference in diastolic blood pressure was also

observed in the control and the intervention groups. The highest decrease in diastolic pressure is in the G3 which was treated with 0.36 g of beetroot powder /200 g b.wt /day. This study showed that giving 0.36 g of beetroot powder and the equivalent of 0.22 mg flavonoid had a reduction effect of diastolic blood pressure.

This study is in line with previous research which stated that the consumption of 140 mL of beetroot juice (12.9 mmol nitrate content) did not affect the total VO₂ or work performance after being given a specific rating of perceived exertion (RPE) 13 exercise but could reduce resting systolic blood pressure (Rienks *et al.*, 2015). Increasing exercise intensity will increase blood pressure, heart rate, and lung function. Blood pressure reduction, either systolic or diastolic, indicates a change in body metabolism as an adaptation to high-intensity exercise and the effect of beetroot powder administration. The possible mechanism of beetroot powder in reducing blood pressure is because beetroot powder may trigger the epinephrine hormone release. The hormone causes the dilation of blood vessel so that blood volume decreases and triggers the extracellular release of blood plasma, which leads to blood pressure reduction (Manansang *et al.*, 2018).

In addition, beetroot powder reduces blood pressure through the bioconversion of nitrates to nitric oxide. The digestive process can convert nitrate to nitrite to be stored or circulated in the blood. When oxygen availability is low, nitrite can be converted to nitric oxide (NO) (Ferguson *et al.*, 2013). NO is a gaseous signaling molecule that modulates physiological functions and metabolic control, such as regulation of bloodstream, neurotransmission, immune function, glucose and calcium homeostasis, muscle contractility and mitochondrial respiration. NO is produced through the oxidation of the amino acid L-arginine in the catalyzed reaction by NO synthase (NOS) with nitrite (NO₂⁻) and nitrate (NO₃⁻) with the result is NO as the oxidation product. Under suitable physiological conditions, NO can be generated through the NO₂⁻ reduction. This reduction process becomes important, especially when oxygen availability is low and NOS function is impaired (Amaral *et al.*, 2019).

Consumption of beetroot powder, which is one of the sources of NO₃⁻, can increase the plasma concentration of NO₂⁻ and produce NO-like bioactivity (Seremet (Ceclu) *et al.*, 2020). The absorption process of NO₃⁻ reaches 25% when it enters the enterosalivary circulation and concentrated in saliva. Anaerobic bacteria in the oral cavity can reduce NO₃⁻ to NO₂⁻. Then, some NO₂⁻ will turn to NO due to the presence of chloric acid (HCl) in the stomach while the rest will be absorbed to increase plasma circulation (NO₂⁻). This NO₂⁻ will be reduced to be converted into NO and other reactive nitrogen intermediates when exercise-induced hypoxic tissue (Wylie *et al.*, 2013).

Nitrite compounds have a vasodilating effect on blood vessels and provide resistance to homocysteine. Homocysteine is an intermediate product of amino acid from the methionine to cysteine cycle. Homocysteine is a marker of chronic inflammation in blood vessels and can lead to congestion of the venous bloodstream (Domínguez *et al.*, 2017). Beetroot also contains potassium and phytochemical compounds, such as flavonoids (Nandani and Sofyaningsih, 2019). The potassium content in beetroot is 325 ±4.5 mg approximately. Potassium is important in regulating nerve and muscle function and reduces the use of adenosine triphosphate in muscles. Another possible mechanism of lowering blood pressure is due to the fiber content in beetroot powder. Fiber can bind cholesterol and various proinflammatories that trigger inhibition of the bloodstream. Cholesterol and various proinflammatory bound by fibers are then excreted through feces that can suppress the increase in blood pressure (de Lade *et al.*, 2018).

3.2 Blood glucose level in Wistar rats

Table 1 shows that blood glucose levels before and after treatment in all groups are significantly differentiated before and after treatment ($p < 0.05$). The post-hoc test showed that each group had a significant difference either in the control group or the intervention group. The highest blood glucose levels increase is occurred in the high-intensity exercise group but not given any intervention (G2). G5 which was given beetroot powder intervention 1.08 g/200 g b.wt /d for 28 days showed the lowest blood glucose levels increase that compared to all groups.

This study is in line with research which stated that dietary nitrate can improve insulin sensitivity through stimulation of NO generating pathways. The glucose regulation can be done by increasing NO bioavailability. This event begins with dietary nitrate ingestion on digestive process (Beals *et al.*, 2017). Glucose expenditure does not increase with exercise when insulin is absent. This indicates that before glycogen is depleted, a stimulus to increase glucose uptake will be made. The increase in the ability of insulin to stimulate glucose utilization and glycogen synthesis is contingent upon the exercise level. Increasing blood glucose levels during high-intensity exercise occurs because catecholamine triggers glycogenolysis in the liver and stimulates the epinephrine and norepinephrine hormones. The process of increasing blood glucose levels during exercise also occurs due to the gluconeogenic activity of corticosteroids (Sarov and Vlaykova, 2005).

In this study, blood glucose levels have decreased, this process occurs due to intracellular signal transduction modifications as the primary mechanism to decrease blood glucose levels. This mechanism starts with hormonal activation, inhibition of α -amylase and α -glucosidase, and an increase in paraoxonase 1 (PON1). An increase in the stress hormone, such as cortisol, as one of the consequences after exercise also triggers an increase in gluconeogenesis followed by a decrease in glucose concentration. It related to the secretion of the Adrenocorticotrophic hormone (ACTH) and its action on the adrenal cortex level. The decrease in glucose levels due to beetroot powder is also influenced by the polyphenols, betanins and neobetanins content as a result of degradation products, which also affects the nitrite-nitrate pathway or inhibition of hormonal reductase activity (Baiao, Silva and Paschoalin, 2020). The bioactive components in beetroot can reduce the carbohydrate digestion rate and activate Adenosine Monophosphate Protein Kinase (AMPK), leads to reduction in intestinal glucose absorption that also reduces the postprandial glucose response (Mirmiran *et al.*, 2020).

4. Conclusion

Beetroot powder is effective in reducing blood glucose levels, systolic and diastolic blood pressure in Wistar rats that performed high-intensity exercise. Beetroot powder is recommended after high intensity exercise to maintain the stability of blood pressure and blood glucose level.

Conflict of interest

The authors declare no conflict of interest.

Acknowledgments

This research work was funded by Faculty of Sports Sciences, Universitas Negeri Semarang (Grant No. 18.4.5/UN37/PPK.4.6/2020).

References

- Amaral, A.L., Mariano, I.M., Carrijo, V.H.V., de Souza, T.C.F., Batista, J.P., Mendonça, A.M., de Souza, A.V., Caixeta, D.C., Teixeira, R.R., Espindola, F.S., de Oliveira, E.P., Puga, G.M. (2019). A single dose of beetroot juice does not change blood pressure response mediated by acute aerobic exercise in hypertensive postmenopausal women. *Nutrients*, 11(1327), 1–13. doi: 10.3390/nu11061327.
- Alissa, E. M. and Ferns, G. A. (2017). Dietary fruits and vegetables and cardiovascular diseases risk. *Critical Reviews in Food Science and Nutrition*. Taylor & Francis, 57(9), 1950–1962. doi: 10.1080/10408398.2015.1040487.
- Azeredo, H.M.C. (2009). Betalains: properties, sources, applications, and stability - A review. *International Journal of Food Science and Technology*, 44(12), 2365–2376. doi: 10.1111/j.1365-2621.2007.01668.x.
- Baião, S., Silva, D. V. T. and Paschoalin, V. M. F. (2020). Beetroot , A remarkable vegetable : Its nitrate and phytochemical contents can be adjusted in novel formulations to benefit health and support cardiovascular disease therapies. *Antioxidants*, 9(960), 1–31. doi: 10.3390/antiox9100960.
- Beals, J. W., Binns, S. E., Davis, J. L., Giordano, G. R., Klochak, A. L., Paris, H. L., Schweder, M. M., Peltonen, G. L., Scalzo, R. L., Bell, C. (2017). Concurrent beet juice and carbohydrate ingestion: Influence on glucose tolerance in obese and nonobese adults. *Journal of Nutrition and Metabolism*, 2017, 1–7. doi: 10.1155/2017/6436783.
- Betteridge, S., Bescós, R., Martorell, M., Pons, A., Garnham, A.P., Stathis, C.C., McConell, G.K. (2016). No effect of acute beetroot juice ingestion on oxygen consumption, glucose kinetics, or skeletal muscle metabolism during submaximal exercise in males. *Journal of Applied Physiology*, 120(4), 391–398. doi: 10.1152/jappphysiol.00658.2015.
- Carreiro, A. L., Dhillon, J., Gordon, S., Jacobs, A. G., Higgins, K. A., McArthur, B. M., Redan, B. W., Rivera, R. L., Schmidt, L. R., Mattes, R. D. (2016). The macronutrients , appetite and energy intake. *Annual Review of Nutrition*, 17, 36, 73–103. doi: 10.1146/annurev-nutr-121415-112624.The.
- Ceclu, L. and Nistor, O. (2020). Red beetroot: composition and health effects - A Review. *Journal of Nutritional Medicine and Diet Care*, 6(1), 1-9. doi: 10.23937/2572-3278.1510043.
- Cherkas, A., Holota, S., Mdzinararashvili, T., Gabbianelli, R., Zarkovic, N. (2020). Glucose as a major antioxidant : when, what for and why It Fails ?. *Antioxidant*, 9, 140, 1–20. doi: 10.3390/antiox9020140.
- Clements, W. T., Lee, S. R. and Bloomer, R. J. (2014). Nitrate ingestion: A review of the health and physical performance effects. *Nutrients*, 6, 5224-5264. doi: 10.3390/nu6115224.
- Clifford, T., Howatson, G., West, D.J., Stevenson, E.J. (2015). The potential benefits of red beetroot supplementation in health and disease. *Nutrients*, 7(4), 2801–2822. doi: 10.3390/nu7042801.
- Costa, E.C., Dantas, T.C.B., de Farias Junior, L.F., Frazão, D.T., Prestes, J., Moreira, S.R., Ritti-Dias, R.M., Tibana, R.A., Duhamel, T.A. (2016). Inter- and intra-individual analysis of post-exercise hypotension following a single bout of high-intensity interval exercise and continuous exercise: A Pilot study. *International Journal of Sports Medicine*, 37(13), 1038–1043. doi: 10.1055/s-0042-112029.
- de Lade, C.G., Andreazzi, A.E., Bolotari, M., Costa, V.M.G., Peters, V.M., de Oliveira Guerra, M. (2018). Effects of moderate intensity endurance training vs. high intensity interval training on weight gain, cardiorespiratory capacity, and metabolic profile in postnatal overfed rats. *Diabetology and Metabolic*

Syndrome, 10(70), 1–9. doi: 10.1186/s13098-018-0374-x.

Domínguez, R., Cuenca, E., Maté-Muñoz, J.L., García-Fernández, P., Serra-Paya, N., Estevan, M.C.L., Herreros, P.V., Garnacho-Castaño, M.V. (2017). Effects of beetroot juice supplementation on cardiorespiratory endurance in athletes. A systematic review. *Nutrients*, 9 (43), 1-18. doi: 10.3390/nu9010043.

Domínguez, R., Maté-Muñoz, J.L., Cuenca, E., García-Fernández, P., Mata-Ordoñez, F., Lozano-Estevan, M.C., Veiga-Herreros, P., da Silva, S.F., Garnacho-Castaño, M.V., (2018). Effects of beetroot juice supplementation on intermittent high-intensity exercise efforts. *Journal of the International Society of Sports Nutrition*, 15 (2), 1-12. doi: 10.1186/s12970-017-0204-9.

Ferguson, S.K., Hirai, D.M., Copp, S.W., Holdsworth, C.T., Allen, J.D., Jones, A.M., Musch, T.I., Poole, D.C. (2013). Impact of dietary nitrate supplementation via beetroot juice on exercising muscle vascular control in rats. *The Journal of Physiology*, 591 (2), 547–557. doi: 10.1113/jphysiol.2012.243121.

Khan, M. I. (2016). Plant betalains: safety, antioxidant activity, clinical efficacy, and bioavailability. *Comprehensive Reviews in Food Science and Food Safety*, 15(2), 316–330. doi: 10.1111/1541-4337.12185.

Manansang, G.R., Rumampuk, J.F., Moningka, M.E. (2018). Perbandingan tekanan darah sebelum dan sesudah olahraga angkat berat. *Jurnal e-Biomedik*, 6(2), 96–102.

Mirmiran, P., Houshialsadat, Z., Gaeni, Z., Bahadoran, Z., Azizi, F. (2020). Functional properties of beetroot (*Beta vulgaris*) in management of cardio-metabolic diseases. *Nutrition and Metabolism*, 17(3), 1–15. doi: 10.1186/s12986-019-0421-0.

Nandani, A.D. and Sofyaningsih, M. (2019). The effect of beet juice consuming to the tension of hypertension patients. *Arsip Gizi dan Pangan*, 4(1), 1–10.

Ormsbee, M., Lox, J. and Arciero, P. (2013). Beetroot juice and exercise performance. *Nutrition and Dietary Supplements*, 5, 27–35. doi: 10.2147/nds.s52664.

Rahayu, S., Putriningtyas, N.D., Rahayu, T., Azam, M., Astuti, E.Y. (2020). The potential of red beetroot powder as an athlete supplementation according to its organoleptic properties, in *Proceeding of the 5th International Seminar of Public Health and Education, ISPHE 2020*. EAI, 7–12. doi: 10.4108/eai.22-7-2020.2300311.

Rienks, J.N., Vanderwoude, A.A., Maas, E., Blea, Z.M., Subudhi, A.W. (2015). Effect of beetroot juice on moderate-intensity exercise at a constant rating of perceived exertion. *International Journal of Exercise Science*, 8(3), 277–286. Available at: <http://www.intjexersci.com>.

Sarov, G.M., and Vlaykova, T.I. (2005). Changes in blood glucose, triglycerides and lipid peroxidation products in rabbits after hanging fixation. *Bulgarian Journal of Veterinary Medicine*, 8(3), 157–161.

Seremet, L (Ceclu), Nistor, O., Andronoiu, D.G., Mocanu, G.D., Barbu, V.V., Maidan, A., Rudi, L., Botez, E. (2020). Development of several hybrid drying methods used to obtain red beetroot powder. *Food Chemistry*, 310, p. 125637. doi: 10.1016/j.foodchem.2019.125637.

Siervo, M., Lara, J., Ogbonmwan, I., Mathers, J.C. (2013). Inorganic nitrate and beetroot juice supplementation reduces blood pressure in adults: A systematic review and meta-analysis. *The Journal of Nutrition*, 143 (6), 818–826. doi: 10.3945/jn.112.170233.

Taylor, J.L., Holland, D.J., Spathis, J.G., Beetham, K.S., Wisløff, U., Keating, S.E., Coombes, J.S. (2019). Guidelines for the delivery and monitoring of high intensity interval training in clinical populations. *Progress in Cardiovascular Diseases*, 62, 140–146. doi: 10.1016/j.pcad.2019.01.004.

Wylie, L.J., Kelly, J., Bailey, S.J., Blackwell, J.R., Skiba, P.F., Winyard, P.G., Jeukendrup, A.E., Vanhatalo, A., Jones, A.M. (2013). Beetroot juice and exercise : pharmacodynamic and dose-response relationships. *Journal of Applied Physiology*, 115, 325–336. doi: 10.1152/jappphysiol.00372.2013.

Table 1. Mean level of parameters in Wistar rats

Parameters tested	G1 ^a	G2 ^b	G3 ^c	G4 ^d	G5 ^e
Systolic blood pressure					
pre	130.17±16.63	157.50±10.29	152.17±7.70	152.33±3.98	149.00±6.78
post	125.83±8.47	135.00±6.48	119.83±7.28	118.00±4.43	116.67±5.32
Δ	4.33±9.87	22.50±14.75	32.33±13.13	34.33±6.06	32.33±7.87
p	0.002 ^{b,c,d,e}	0.001 ^{*a}	0.001 ^{*a}	0.001 ^{*a}	0.014 ^{*a}
Diastolic blood pressure					
pre	89.83±16.10	121.83±6.21	125.17±4.88	122.67±6.77	120.83±2.64
post	92.33±21.05	116.00±20.56	87.00±4.43	85.50±2.17	83.00±3.22
Δ	2.50±7.18	5.83±17.79	38.17±5.38	37.17±6.31	37.83±3.31
p	0.001 ^{c,d,e}	0.001 ^{c,d,e}	0.001 ^{*a,b}	0.001 ^{*a,b}	0.014 ^{*a,b}
Blood glucose levels					
pre	69.38±1.48	68.32±0.99	69.79±1.62	70.26±2.09	69.67±1.74
post	70.97±1.51	112.88±3.78	94.32±1.72	88.89±1.32	81.20±3.38
Δ	1.59±1.20	44.57±3.76	24.54±2.39	18.63±2.81	11.53±2.43
p	0.001 ^{*b,c,d,e}	0.001 ^{*a,c,d,e}	0.001 ^{*a,b,d,e}	0.001 ^{*a,b,c,e}	0.001 ^{*a,b,c,d}

Sampling was done 28 days after start of treatment.

G1: Control negative; G2: control positive; G3: exercise, treated with beetroot powder of 0.36 g/200 g b.wt/day; G4: exercise, treated with beetroot powder of 0.72 g/200 g b.wt/day; G5: exercise, treated with beetroot powder of 1.08 g/ 200 g b.wt/day.

Values represent the mean ±SD for observation mode on six rats in each group

Statistical analysis: p*; paired t test, significant difference (p<0.05); One-way analysis for variance (ANOVA), where significant, post hoc testing (least significant difference) was done for intergroup comparisons.

^aStatistically significant difference (p<0.05) when compared with G1 values

^bStatistically significant difference (p<0.05) when compared with G2 values

^cStatistically significant difference (p<0.05) when compared with G3 values

^dStatistically significant difference (p<0.05) when compared with G4 values

^eStatistically significant difference (p<0.05) when compared with G5 values



Figure 1. Schematic of beetroot powder

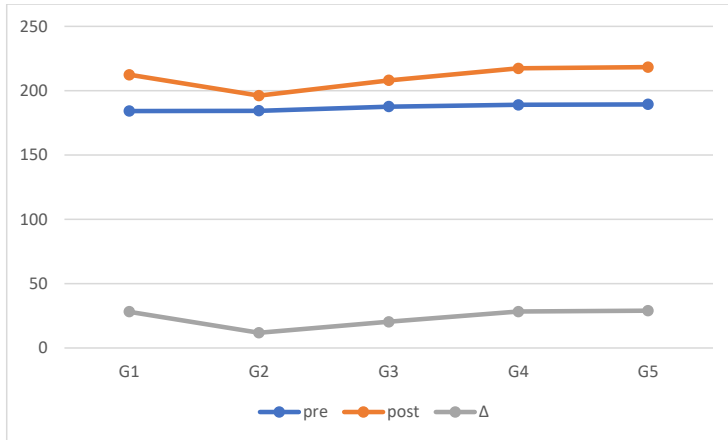


Figure 2. Body weight in Wistar rats during the study

MANUSCRIPT EVALUATION FORM

Date : 14th March 2021

Manuscript ID : FR-2021-184

Please return by : 14th April 2021

Title of Manuscript : Beetroot (*Beta vulgaris*) Powder Improves Blood Pressure and Glucose Level Wistar Rats After High Intensity Exercise

1. IF YOU CANNOT REVIEW THIS MANUSCRIPT OR MEET THE DEADLINE, PLEASE INFORM US WITHOUT DELAY.
2. Your review should consider the article's scholarly merit including originality of the research issue and/or methodology, adequacy and rigor of the research methodology and techniques used, quality and rigor of data analysis, comprehensiveness of literature review, and the readability and presentation of the article. Please provide detailed and specific comments to all items. Also, where appropriate please provide suggestions for revision.

COMMENT SHEET

Using item 2 in page 1 as a guideline, please indicate the reasons for your recommendations. Most author(s) will appreciate frankness, combined with a modicum of tact. Even if you recommend that the manuscript be accepted for publication, please provide some general comments to the author(s).

Evaluation Criteria	Grade				
	A (Excellent)	B	C	D	E (Worst)
1. Appropriateness of Contents					
2. Originality of Topic					
3. Manuscript Format					
4. Research Methodology					
5. Data Analysis					
6. Relevance to the Journal					

(REVIEWER'S SECTION) REVIEWER'S COMMENTS/SUGGESTIONS		(AUTHOR'S SECTION) AUTHOR'S ACTION/RESPONSE
		*NOTE FOR AUTHOR: Please state your response to the reviewer's comments/suggestion below
1.	Title <i>It should reflect the article</i>	Missing some connecting word in title Revision The title has been added connecting word. Line revision in line 1-2. The Beetroot (<i>Beta vulgaris</i>) Powder Improves Blood Pressure and Glucose Level Wistar Rats After High Intensity Exercise
2.	Abstract <i>Background, Aim, Methodology and Conclusion</i> No	In the result section, should add information which control group have better effect on maintaining the blood pressure and blood glucose level. Revision The author add information according to the suggestion from reviewer. Line revision in line 17-18.
3.	Keywords <i>Min. 3 and Max. 6</i>	ok
4.	Introduction <i>Concise with sufficient background</i>	Need to check medical terminology Need more explanation about how and why beetroot powder can affect the outcome The reason of nitrat and oxygens consumption is already understood, but with glocuse level is need furthure explanation including the mechanism and which substance in beetroot that effect on blood glucose level. Revision The author add the reason based on references according to the suggestion from reviewer. Line revision in line 31-33; 41-45.
5.	Research design/Methodology <i>Clearly described and reproducible</i>	Addition a workflow diagram for explaining the process of beetroof powder will be very helpfull for the readers Addition the dose calculation of activity and dose of beet powder in trial. Revision

		Workflow in Figure 1. The methods has been added. Line revision in line 84-85; 91-93.
6.	Data Analysis <i>Results well presented and discussed</i>	Please add some information regarding the nut ritent intake in rats during trial, the gain of BW and other information that maybe interfere the outcome based on group trials. Revision Figure 2 and the information has been added. Line revision in line 130-138; 151-154; 199-201.
7.	Conclusion <i>A clear summary of the study</i>	Should we only drink beetroof, or only doing routine excercise or combination of both intervention to maintain BP and BGL? Please add information on it. Revision The author added the information. Line revision in line 222-223.
8.	References <i>References should follow the journal's format</i>	Please do check again with format, some of that may not meet the format. Revision The references has been replaced according to the journal's format
9.	English Proficiency	Check again in proof reading agency after the manuscript is accepted Revision The author used Grammarly and English proofreading to correct this manuscript.
10.	Additional comments/suggestions by the reviewer about the article	Good Works

Overall Evaluation

Please choose one.

Accept		Major Revision	v
Minor Revision		Reject	

Please return Manuscript and/or Review Comments to:

Food Research

Email: foodresearch.my@outlook.com

4. **Bukti manuscript diterima**

FR-2021-184 - Decision on your manuscript

External
Inbox

Food Research <foodresearch.my@outlook.com>

Jul 17,
2021,
1:18 PM

to me

Dear Author,

It is a pleasure to accept your manuscript for publication in Food Research journal. Please refer to the attachment for your acceptance letter.

Please note that all accepted manuscripts are subjected to Article Processing Charges (APC) as the Journal will provide full publishing services. Please fill in the article processing fee form attached with this letter and revert to us within five (5) working days. Once we have received the form, your article will be transferred to production.

Thank you for your fine contribution. We look forward to your continued contributions to the Journal.

Sincerely,
Dr Vivian New
Editor
Food Research

5. Bukti article production

FR-2021-184 - Article Production

External

Inbox

F

Food Research <foodresearch.my@outlook.com>

Sun, Mar 6,
2022, 2:53 PM

to me

Dear Author,

Manuscript ID: FR-2021-184

Manuscript Title: The beetroot (*Beta vulgaris*) powder improves blood pressure and glucose level wistar rats after high intensity exercise

Before we can proceed with the article production, I would like to clarify a few points that I have commented in the manuscript. Please refer to the attachment. Please address the issues raised in the comments.

Please use the attached copy to make your revisions as it has been corrected to the Journal's format. Once you have done, kindly revert the copy to me as soon as possible. Please note the faster you respond, the quicker we will process your manuscript.

Thanks & Regards,
Vivian New
Editor
Food Research

6. Bukti Article published

Food Research <foodresearch.my@outlook.com>

Mar 10, 2022,
7:35 PM

to me

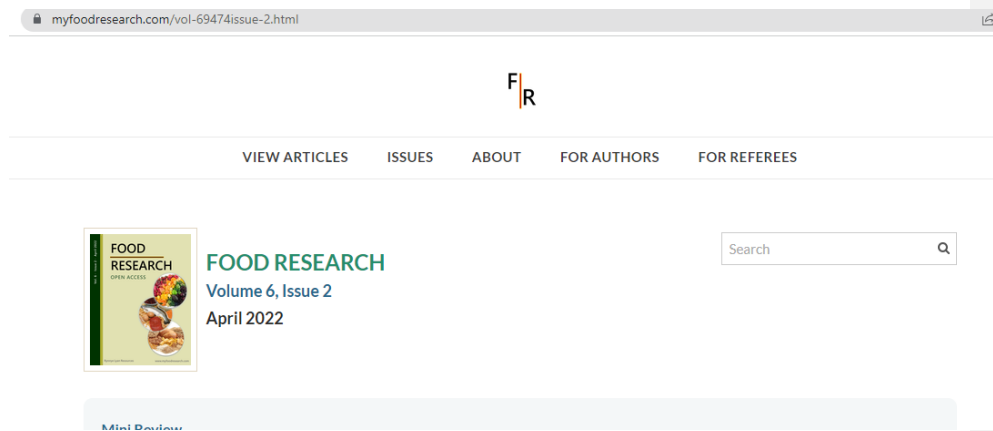
Dear Author,

Please refer to the attachment for the galley proof of your manuscript FR-2021-184 entitled 'The beetroot (*Beta vulgaris*) powder improves blood pressure and glucose level Wistar rats after high intensity exercise'. Please check the content of the galley proof. If there are any mistakes, please comment and highlight in the PDF itself and revert to us within two (2) days of receipt. Once we have finalized the PDF version, your manuscript will be published online for early viewing.

Please see the attachment for the invoice INV22061. We hope that you can make the payment as soon as possible before 31 March 2022 for us to complete the publication of your manuscript. The manuscript information e.g. volume, issue, page numbers and DOI, will be provided once we have received the payment.

Thanks & Regards,
Vivian New
Editor
Food Research


<https://www.myfoodresearch.com/vol-69474issue-2.html>



myfoodresearch.com/vol-69474issue-2.html

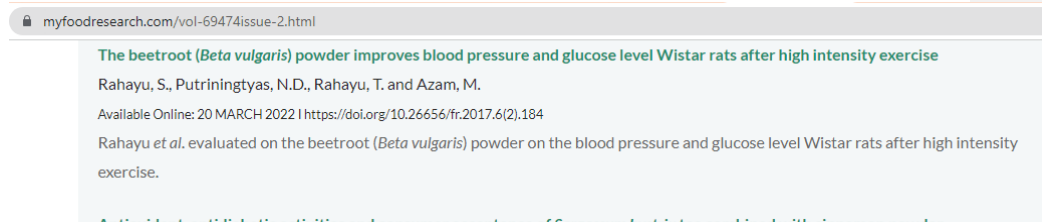
F
R

[VIEW ARTICLES](#) [ISSUES](#) [ABOUT](#) [FOR AUTHORS](#) [FOR REFEREES](#)

 **FOOD RESEARCH**
Volume 6, Issue 2
April 2022

Search

Mini Review



myfoodresearch.com/vol-69474issue-2.html

The beetroot (*Beta vulgaris*) powder improves blood pressure and glucose level Wistar rats after high intensity exercise

Rahayu, S., Putriningtyas, N.D., Rahayu, T. and Azam, M.

Available Online: 20 MARCH 2022 | [https://doi.org/10.26656/fr.2017.6\(2\).184](https://doi.org/10.26656/fr.2017.6(2).184)

Rahayu *et al.* evaluated on the beetroot (*Beta vulgaris*) powder on the blood pressure and glucose level Wistar rats after high intensity exercise.

Antioxidant, antidiabetic activities and consumer acceptance of *Cassava turdipes* combined with cinnamon powder

The beetroot (*Beta vulgaris*) powder improves blood pressure and glucose level Wistar rats after high intensity exercise

¹Rahayu, S., ^{2,*}Putriningtyas, N.D., ³Rahayu, T. and ⁴Azam, M.

¹Department of Sport Science, Faculty of Sports Science, Universitas Negeri Semarang, Indonesia

²Nutrition, Public Health Science Department, Faculty of Sports Science, Universitas Negeri Semarang, Indonesia

³Department of Physical Education, Faculty of Sports Science, Universitas Negeri Semarang, Indonesia

⁴Public Health Science Department, Faculty of Sports Science, Universitas Negeri Semarang, Indonesia

Article history:

Received: 14 March 2021

Received in revised form: 25

April 2021

Accepted: 17 July 2021

Available Online: 20 March 2022

Keywords:

Beetroot,
Blood pressure,
Blood glucose,
Exercise,
Powder,
Wistar

DOI:

[https://doi.org/10.26656/fr.2017.6\(2\).184](https://doi.org/10.26656/fr.2017.6(2).184)

Abstract

High-intensity exercise can increase oxygen consumption. Beetroot contains phytochemicals that are biologically active substances able to improve post-exercise conditions. Beetroot can be processed into powder. This study aimed to determine the effect of beetroot powder on the improvement of blood pressure and blood glucose level in Wistar rats that received high-intensity exercise. The thirty Wistar rats were randomly divided into 5 groups (n = 6), they controlled negative (G1); control positive (G2); received exercise and 0.36 g/200 g b.wt/day of beetroot powder (G3); received exercise and 0.72 g/200 g b.wt/day of beetroot powder (G4) and received exercise and 1.08 g/200 g b.wt/day of beetroot powder (G5). The treatment was given once a day after exercise for 28 days. The blood pressure was measured using the S-2 sphygmomanometer while blood glucose levels were measured using the GOD-PAP method by taking retroorbital vein blood. The data were analyzed using paired sample t-test and one-way analysis of variance (ANOVA). The results obtained were differences in blood pressure and blood glucose levels before and after the administration of beetroot powder as much as 0.36 g/200 g b.wt/day; 0.72 g/200 g b.wt/day and 1.08 g/200 g b.wt/day in Wistar rats when receiving high-intensity exercise ($p < 0.005$). G4 has the most decrease in systolic blood pressure. G5 showed the lowest increase in blood glucose levels compared to all other groups. Beetroot powder was effective in improving blood pressure and blood glucose levels in Wistar rats who received high-intensity exercise.

1. Introduction

High-intensity aerobic exercise with light recovery or no exercise is a form of high-intensity interval training (HIIT). The accumulated high-intensity physical activity has a minimum duration of 75 mins per week with a maximum heart rate of 85 - 95% (Taylor *et al.*, 2019). The energy contribution in high-intensity exercises comes mainly from glycolytic metabolism and a small contribution from high energy phosphagens and oxidative phosphorylation (Domínguez *et al.*, 2018). Exercise with a short- or long-term pattern can significantly reduce blood pressure in various populations (Costa *et al.*, 2016).

Body metabolism caused by high-intensity exercise can increase oxygen consumption. The maintenance of normal blood pressure is influenced by the balance between cardiac output and peripheral vascular

resistance. Exercise, diet, obesity, and genetic changes are factors that affect blood pressure. Systolic blood pressure indicates the highest pressure while diastolic blood pressure shows the smallest pressure in the blood vessels at a given moment. Research conducted by Webb showed that 500 mL of beet juice can lower systolic and diastolic blood pressure. This decrease is caused by the presence of inorganic nitrate content in beets which allows for a pleiotropic effect (Siervo *et al.*, 2013).

Muscle glycogen is the main raw material used during exercise. Muscle glycogen stores will decrease during exercise and will replenish during the recovery period. When muscle glycogen decreases during exercise, muscle capacity will also decrease, leading to fatigue (Betteridge *et al.*, 2016). Foods that contain high antioxidants are beginning to be considered as an alternative to support athletes' performance. The high

*Corresponding author.

Email: nataliadesy@mail.unnes.ac.id

antioxidant content is found in many fruits and vegetables. Exercise can trigger glycogen depletion through the activation of autophagy. Activation of autophagy can stimulate catabolism and activation of protective endogenous mechanisms. Protein quality control, stimulation of endogenous antioxidant defence and even gluconeogenesis are the reactions of protective endogenous mechanisms (Cherkas *et al.*, 2020).

Beetroot is a vegetable that is quite popular among athletes. It is a great source of antioxidants and micronutrients including potassium, betaine, vitamins and nitrates. The colour of beetroot comes from the purple and yellow pigments known as betalains. These betalains have the potential for antioxidant capacity (Ormsbee *et al.*, 2013).

Beetroot is an annual or biennial plant from the family *Beta vulgaris* subsp. *Vulgaris conditiva* that was originated from the Middle East then spread to America, Europe and Asia. Beetroot contains biologically active substances, vitamins, and minerals that are used as supplements to support health and are finally applied as functional food ingredients (Baiáo *et al.*, 2020). The role of beetroot as an additional material to support athlete performance is widely used as an ergogenic (Clifford *et al.*, 2015). This study used beetroot in powdered form because they have low moisture content, are light in weight, have a longer shelf life and are easy to consume. This study was aimed to determine the effect of beetroot powder on Wistar rats that were exposed to high-intensity exercises.

2. Materials and methods

The research was conducted in August - October 2020 at the House of Experimental Rats CNFS, Universitas Gadjah Mada, Yogyakarta, Indonesia. Research ethics eligibility letter number 067/KEPK/EC/2020 from the Committee on the Ethics of Health, Universitas Negeri Semarang, Indonesia. Facilities for maintaining, providing training and handling experimental animals during the study using the Guidelines for Care and Use of Laboratory Animals of CNFS Universitas Gadjah Mada, Yogyakarta, Indonesia. This study used 30 male Wistar rats provided by the CNFS House of Experimental Rats, Universitas Gadjah Mada, Yogyakarta, Indonesia, 4 weeks old, 180 to 240 g of body weight and adapted for seven days prior to the study. Wistar rats were placed in individual cages made of stainless steel with a temperature of $25\pm 1^{\circ}\text{C}$, normal humidity, and had a cycle of dark and light of 12:12 hours each. Each Wistar rat was given 20 g of standard chow with ad libitum water. Daily cage cleaning was performed to reduce stress levels in Wistar rats and to maintain their health.

2.1 Preparation of beetroot powder

The beetroot was obtained from the organic beetroot farming in the villages of Pakis and Ngablak, Magelang Regency, Central Java. The making of beetroot powder was in accordance with Rahayu's research (Rahayu *et al.*, 2020). The process of making beetroot powder started with sorting then washing, cutting and drying. The beetroot sorting process aims to reduce physical and microbiological hazards such as soil, gravel and caterpillars. The process of washing beetroot using running water was then followed by the cutting process using a copper bowl and drying under sunlight for one day. The beetroot was cut to 1 mm in size to speed up the drying process. The next step was crushing the beetroot using a juice extractor before placing the beetroot crush into a spray dryer to produce the powdered form (Figure 1). The determination of the vitamin C and flavonoid levels of beetroot powder was carried out at the Laboratory of the Food and Agriculture Center for the Food Technology Study Program, Faculty of Agricultural Technology, UNIKA Soegijapranata Semarang, Indonesia.



Figure 1. Schematic of beetroot powder

2.2 Preparation of high-intensity exercise and experimental design

Wistar was chosen as an experimental animal because it has metabolic activities similar to humans. The high-intensity exercise performed by Wistar rats was swimming for 30 mins for 5 days/week. The swimming pool size was 50×30 cm with a depth of 25 cm and a water temperature of 28°C . Each Wistar rat received 20

g/day standard chow and beetroot powder in the morning after swimming with a dose of Group 3 (G3) was 0.36 g/200 g b.wt./day; Group 4 (G4) as much as 0.72 g/200 g b.wt./day and Group 5 (G5) as much as 1.08 g/200 g b.wt./day. The beetroot powder given to each group was previously diluted in 3 mL of water and given through a gastric sonde for 28 days. The dosage of beetroot powder in this study was based on the flavonoid content (Carreiro *et al.*, 2016) and the portion of vegetables and fruit on DASH Diet (Clements *et al.*, 2014; Alissa and Ferns, 2017).

The Wistar rats were randomly divided into five groups consisting of 6 rats each. G1: negative control rats (did not exercise and did not receive any treatment); G2: positive control group (exercised rats, but did not receive any treatment); G3: Exercised rats that received beetroot powder 0.36 g/200 g b.wt./day; G4: exercised rats that received beetroot powder 0.72 g/200 g b.wt./day; G5: exercised rats that received beetroot powder 1.08 g/200 g b.wt./day.

2.3 Parameter analysed

Blood pressure and blood glucose levels of the Wistar rats were measured before and after the intervention. Blood pressure was measured using the S-2 sphygmomanometer made in Germany using the tail-cuff method. Wistar rats' blood pressure was measured 5 mins after the rats were placed on the device. Blood glucose levels were measured using the GOD-PAP method. The blood samples were from the retro-orbital vein and centrifuged at 3000 rpm for 15 mins to obtain serum. Blood glucose levels were measured using a spectrophotometer. The Wistar rats were sacrificed through cervical decapitation and then burned in the incinerator at the end of the study.

2.4 Statistical analysis

Statistical data for each group used means±standard deviation (SD). Paired sample t-test was used to determine the differences before and after the intervention in each group. The differences between groups were assessed by one-way analysis of variance (ANOVA). If one-way ANOVA yielded significant results, Tukey was performed for intergroup comparisons using the least significant difference test. The p-values were considered statistically significant when they were <0.05.

3. Results and discussion

Beetroot contains phytochemicals such as flavonoids, polyphenols, vitamins, inorganic nitrates (NO₃) and minerals such as potassium, sodium, phosphorus, calcium, magnesium, copper, iron, zinc, and

manganese. Previous studies showed that vitamin C content and total flavonoid content in beetroot juice were 10.75-20.36 mg/100 g and 2.02-2.36 mg/100 g, respectively (Mirmiran *et al.*, 2020). Meanwhile, the beetroot powder used in this study contains 60.29 mg/100 g of vitamin C and 254.12 mg/100 g of total flavonoids. Beetroot is classified as one of the plants that have the highest antioxidant activity due to the betalains content that is consistently stable even when processed into powder form, dye extract or other derivative forms (Khan, 2016). Betalains belong to the soluble fibres group and nitrogen-containing pigments synthesized from tyrosine. Betalains are divided into two groups: red-violet (betacyanins) and yellow (betaxanthins). At room temperature, betacyanins are more stable than betaxanthins because of their glycosylated structure (Azeredo, 2009). Betalains content in beetroot allows them to have a stable colour. This colour stability depends on pH and temperature. In this study, the powder form does not affect the betalains content in the beetroot. The use of powder form is also based on the research that revealed that betaxanthin has a higher susceptibility to temperatures than betacyanin (Ceclu and Nistor, 2020).

Figure 2 shows the gain of body weight in each group of Wistar rats. Those given beetroot powder at 1.08 g/200 g BW/day had the highest body weight gain after the intervention compared to all groups. Inorganic nitrate (NO₃⁻) levels in beetroot powder can increase NO levels in the digestive system. NO₂⁻ nitrate is produced by NO₃⁻ which is assisted by the NO₃⁻ reductase enzyme. Swimming exercise with a duration of 30 mins for 5×/week did not cause weight loss of the Wistar rats during the study. The carbohydrate content in the chow and beetroot powder did not allow weight loss to occur in each treatment group. The main source of fuel for energy production is carbohydrates which occur through the high energy phosphagen system and glycolysis. The high energy phosphagen system and glycolysis gradually provide up to 50% energy (Domínguez *et al.*, 2017).

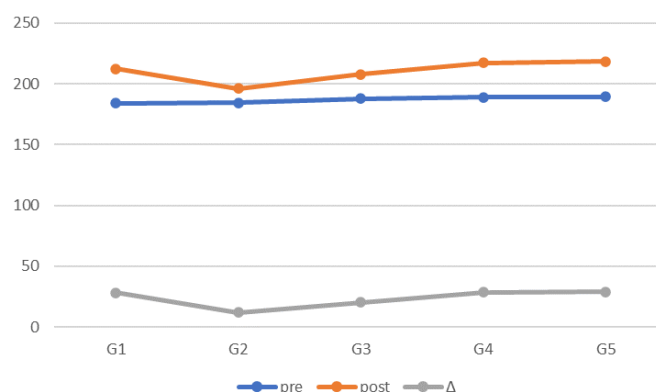


Figure 2. Body weight in Wistar rats during the study

Table 1. Mean level of parameters in Wistar rats

Parameters tested	G1 ^a	G2 ^b	G3 ^c	G4 ^d	G5 ^e
Systolic blood pressure					
pre	130.17±16.63	157.50±10.29	152.17±7.70	152.33±3.98	149.00±6.78
post	125.83±8.47	135.00±6.48	119.83±7.28	118.00±4.43	116.67±5.32
Δ	4.33±9.87	22.50±14.75	32.33±13.13	34.33±6.06	32.33±7.87
<i>p</i>	0.002 ^{b,c,d,e}	0.001 ^{*a}	0.001 ^{*a}	0.001 ^{*a}	0.014 ^{*a}
Diastolic blood pressure					
pre	89.83±16.10	121.83±6.21	125.17±4.88	122.67±6.77	120.83±2.64
post	92.33±21.05	116.00±20.56	87.00±4.43	85.50±2.17	83.00±3.22
Δ	2.50±7.18	5.83±17.79	38.17±5.38	37.17±6.31	37.83±3.31
<i>p</i>	0.001 ^{c,d,e}	0.001 ^{c,d,e}	0.001 ^{*a,b}	0.001 ^{*a,b}	0.014 ^{*a,b}
Blood glucose levels					
pre	69.38±1.48	68.32±0.99	69.79±1.62	70.26±2.09	69.67±1.74
post	70.97±1.51	112.88±3.78	94.32±1.72	88.89±1.32	81.20±3.38
Δ	1.59±1.20	44.57±3.76	24.54±2.39	18.63±2.81	11.53±2.43
<i>p</i>	0.001 ^{*b,c,d,e}	0.001 ^{*a,c,d,e}	0.001 ^{*a,b,d,e}	0.001 ^{*a,b,c,e}	0.001 ^{*a,b,c,d}

Sampling was done 28 days after start of treatment.

GI: Control negative; G2: control positive; G3: exercise, treated with beetroot powder of 0.36 g/200 g b.wt/day; G4: exercise, treated with beetroot powder of 0.72 g/200 g b.wt/day; G5: exercise, treated with beetroot powder of 1.08 g/200 g b.wt/day.

Values represent the mean±SD for observation mode on six rats in each group

Statistical analysis: *p**; paired t test, significant difference (*p*<0.05); One-way analysis for variance (ANOVA), where significant, post hoc testing (least significant difference) was done for intergroup comparisons.

^aStatistically significant difference (*p*<0.05) when compared with G1 values

^bStatistically significant difference (*p*<0.05) when compared with G2 values

^cStatistically significant difference (*p*<0.05) when compared with G3 values

^dStatistically significant difference (*p*<0.05) when compared with G4 values

^eStatistically significant difference (*p*<0.05) when compared with G5 values

3.1 Blood pressure in Wistar rats

Blood pressure measurements were taken twice, before exercise and 15 mins after exercise. Table 1 shows that there is a significant difference in systolic blood pressure before and after the intervention in the high-intensity training group which was given the intervention of 0.36 g of beetroot powder/200 g b.wt / day (G3); 0.72 g/200 g b.wt /day (G4) and 1.08 g /200 g b.wt /day (G5). The Tukey test showed that there was a difference in systolic blood pressure in high-intensity exercise and beetroot powder groups compared to the group that was not given exercise and intervention (G1). The highest decrease in systolic blood pressure showed in the group that was provided with 0.72 g of beetroot /200 g b.wt/day (34.33±6.06 mmHg), although it was not significantly different compared to the positive control group (G2).

In this study, a difference in diastolic blood pressure before and after the intervention in all groups that were treated with beetroot powder was found. The difference in diastolic blood pressure was also observed in the control and the intervention groups. The highest decrease in diastolic pressure is in the G3 which was treated with 0.36 g of beetroot powder/200 g b.wt/day. This study showed that giving 0.36 g of beetroot powder and the

equivalent of 0.22 mg flavonoid had a reduction effect on diastolic blood pressure.

This study is in line with previous research which reported that the consumption of 140 mL of beetroot juice (12.9 mmol nitrate content) did not affect the total VO₂ or work performance after being given a specific rating of perceived exertion (RPE) 13 exercise but could reduce resting systolic blood pressure (Rienks *et al.*, 2015). Increasing exercise intensity will increase blood pressure, heart rate, and lung function. Blood pressure reduction, either systolic or diastolic, indicates a change in body metabolism as an adaptation to high-intensity exercise and the effect of beetroot powder administration. The possible mechanism of beetroot powder in reducing blood pressure is because beetroot powder may trigger the epinephrine hormone release. The hormone causes the dilation of the blood vessel so that blood volume decreases and triggers the extracellular release of blood plasm, which leads to blood pressure reduction (Manansang *et al.*, 2018).

In addition, beetroot powder reduces blood pressure through the bioconversion of nitrates to nitric oxide. The digestive process can convert nitrate to nitrite to be stored or circulated in the blood. When oxygen availability is low, nitrite can be converted to nitric oxide

(NO) (Ferguson *et al.*, 2013). NO is a gaseous signalling molecule that modulates physiological functions and metabolic control, such as regulation of bloodstream, neurotransmission, immune function, glucose and calcium homeostasis, muscle contractility and mitochondrial respiration. NO is produced through the oxidation of the amino acid L-arginine in the catalyzed reaction by NO synthase (NOS) with nitrite (NO₂⁻) and nitrate (NO₃⁻) resulting in NO as the oxidation product. Under suitable physiological conditions, NO can be generated through the NO₂⁻ reduction. This reduction process becomes important, especially when oxygen availability is low and NOS function is impaired (Amaral *et al.*, 2019).

Consumption of beetroot powder, which is one of the sources of NO₃⁻, can increase the plasma concentration of NO₂⁻ and produce NO-like bioactivity (Seremet *et al.*, 2020). The absorption process of NO₃⁻ reaches 25% when it enters the enterosalivary circulation and is concentrated in saliva. Anaerobic bacteria in the oral cavity can reduce NO₃⁻ to NO₂⁻. Then, some NO₂⁻ will turn to NO due to the presence of chloric acid (HCl) in the stomach while the rest will be absorbed to increase plasma circulation (NO₂⁻). This NO₂⁻ will be reduced to be converted into NO and other reactive nitrogen intermediates when exercise-induced hypoxic tissue (Wylie *et al.*, 2013).

Nitrite compounds have a vasodilating effect on blood vessels and provide resistance to homocysteine. Homocysteine is an intermediate product of amino acids from the methionine to the cysteine cycle. Homocysteine is a marker of chronic inflammation in blood vessels and can lead to congestion of the venous bloodstream (Domínguez *et al.*, 2017). Beetroot also contains potassium and phytochemical compounds, such as flavonoids (Nandani and Sofyaningsih, 2019). The potassium content in beetroot is 325±4.5 mg approximately. Potassium is important in regulating nerve and muscle function and reduces the use of adenosine triphosphate in muscles. Another possible mechanism of lowering blood pressure is the fibre content in beetroot powder. Fibre can bind cholesterol and various proinflammatories that trigger inhibition of the bloodstream. Cholesterol and various proinflammatory bound by fibres are then excreted through faeces that can suppress the increase in blood pressure (de Lade *et al.*, 2018).

3.2 Blood glucose level in Wistar rats

Table 1 shows that blood glucose levels before and after treatment in all groups are significantly different before and after treatment ($p < 0.05$). The post-hoc test showed that each group had a significant difference

either in the control group or the intervention group. The highest blood glucose levels increase is occurred in the high-intensity exercise group but not given any intervention (G2). G5 which was given beetroot powder intervention 1.08 g/200 g b.wt /d for 28 days showed the lowest blood glucose levels increase compared to all groups.

This study is in line with research that stated that dietary nitrate can improve insulin sensitivity through stimulation of NO generating pathways. The glucose regulation can be done by increasing NO bioavailability. This event begins with dietary nitrate ingestion on the digestive process (Beals *et al.*, 2017). Glucose expenditure does not increase with exercise when insulin is absent. This indicates that before glycogen is depleted, a stimulus to increase glucose uptake will be made. The increase in the ability of insulin to stimulate glucose utilization and glycogen synthesis is contingent upon the exercise level. Increasing blood glucose levels during high-intensity exercise occurs because catecholamine triggers glycogenolysis in the liver and stimulates the epinephrine and norepinephrine hormones. The process of increasing blood glucose levels during exercise also occurs due to the gluconeogenic activity of corticosteroids (Sarav and Vlaykova, 2005).

In this study, blood glucose levels have decreased, this process occurs due to intracellular signal transduction modifications as the primary mechanism to decrease blood glucose levels. This mechanism starts with hormonal activation, inhibition of α -amylase and α -glucosidase, and an increase in paraoxonase 1 (PON1). An increase in the stress hormone, such as cortisol, as one of the consequences after exercise also triggers an increase in gluconeogenesis followed by a decrease in glucose concentration. It is related to the secretion of the Adrenocorticotrophic hormone (ACTH) and its action on the adrenal cortex level. The decrease in glucose levels due to beetroot powder is also influenced by the polyphenols, betanins and neobetanins content as a result of degradation products, which also affects the nitrite-nitrate pathway or inhibition of hormonal reductase activity (Baião *et al.*, 2020). The bioactive components in beetroot can reduce the carbohydrate digestion rate and activate Adenosine Monophosphate Protein Kinase (AMPK), leading to a reduction in intestinal glucose absorption that also reduces the postprandial glucose response (Mirmiran *et al.*, 2020).

4. Conclusion

Beetroot powder is effective in reducing blood glucose levels, systolic and diastolic blood pressure in Wistar rats that performed high-intensity exercise. Beetroot powder is recommended after high-intensity

exercise to maintain the stability of blood pressure and blood glucose level.

Conflict of interest

The authors declare no conflict of interest.

Acknowledgments

This research work was funded by the Faculty of Sports Sciences, Universitas Negeri Semarang (Grant No. 18.4.5/UN37/PPK.4.6/2020).

References

- Amaral, A.L., Mariano, I.M., Carrijo, V.H.V., de Souza, T.C.F., Batista, J.P., Mendonça, A.M., de Souza, A.V., Caixeta, D.C., Teixeira, R.R., Espindola, F.S., de Oliveira, E.P. and Puga, G.M. (2019). A single dose of beetroot juice does not change blood pressure response mediated by acute aerobic exercise in hypertensive postmenopausal women. *Nutrients*, 11(1327), 1–13. <https://doi.org/10.3390/nu11061327>
- Alissa, E.M. and Ferns, G. A. (2017). Dietary fruits and vegetables and cardiovascular diseases risk. *Critical Reviews in Food Science and Nutrition*. Taylor and Francis, 57(9), 1950–1962. <https://doi.org/10.1080/10408398.2015.1040487>
- Azeredo, H.M.C. (2009). Betalains: properties, sources, applications, and stability - A review. *International Journal of Food Science and Technology*, 44(12), 2365–2376. <https://doi.org/10.1111/j.1365-2621.2007.01668.x>
- Baião, S., Silva, D.V.T. and Paschoalin, V.M.F. (2020). Beetroot, A remarkable vegetable: Its nitrate and phytochemical contents can be adjusted in novel formulations to benefit health and support cardiovascular disease therapies. *Antioxidants*, 9, 960. <https://doi.org/10.3390/antiox9100960>
- Beals, J.W., Binns, S.E., Davis, J.L., Giordano, G.R., Klochak, A.L., Paris, H.L., Schweder, M.M., Peltonen, G.L., Scalzo, R.L. and Bell, C. (2017). Concurrent beet juice and carbohydrate ingestion: Influence on glucose tolerance in obese and nonobese adults. *Journal of Nutrition and Metabolism*, 2017, 6436783. <https://doi.org/10.1155/2017/6436783>
- Betteridge, S., Bescós, R., Martorell, M., Pons, A., Garnham, A.P., Stathis, C.C. and McConell, G.K. (2016). No effect of acute beetroot juice ingestion on oxygen consumption, glucose kinetics, or skeletal muscle metabolism during submaximal exercise in males. *Journal of Applied Physiology*, 120(4), 391–398. <https://doi.org/10.1152/jappphysiol.00658.2015>
- Carreiro, A.L., Dhillon, J., Gordon, S., Jacobs, A.G., Higgins, K.A., McArthur, B.M., Redan, B.W., Rivera, R. L., Schmidt, L.R. and Mattes, R.D. (2016). The macronutrients, appetite and energy intake. *Annual Review of Nutrition*, 17, 36, 73–103. <https://doi.org/10.1146/annurev-nutr-121415-112624>
- Ceclu, L. and Nistor, O. (2020). Red beetroot: composition and health effects - A Review. *Journal of Nutritional Medicine and Diet Care*, 6, 043. <https://doi.org/10.23937/2572-3278.1510043>
- Cherkas, A., Holota, S., Mdzinarashvili, T., Gabbianelli, R. and Zarkovic, N. (2020). Glucose as a major antioxidant: when, what for and why It Fails? *Antioxidant*, 9(2), 140. <https://doi.org/10.3390/antiox9020140>
- Clements, W.T., Lee, S.R. and Bloomer, R.J. (2014). Nitrate ingestion: A review of the health and physical performance effects. *Nutrients*, 6(11), 5224–5264. <https://doi.org/10.3390/nu6115224>
- Clifford, T., Howatson, G., West, D.J. and Stevenson, E.J. (2015). The potential benefits of red beetroot supplementation in health and disease. *Nutrients*, 7 (4), 2801–2822. <https://doi.org/10.3390/nu7042801>
- Costa, E.C., Dantas, T.C.B., de Farias Junior, L.F., Frazão, D.T., Prestes, J., Moreira, S.R., Ritti-Dias, R.M., Tibana, R.A. and Duhamel, T.A. (2016). Inter- and intra-individual analysis of post-exercise hypotension following a single bout of high-intensity interval exercise and continuous exercise: A Pilot study. *International Journal of Sports Medicine*, 37 (13), 1038–1043. <https://doi.org/10.1055/s-0042-112029>
- de Lade, C.G., Andreazzi, A.E., Bolotari, M., Costa, V.M.G., Peters, V.M. and de Oliveira Guerra, M. (2018). Effects of moderate intensity endurance training vs. high intensity interval training on weight gain, cardiorespiratory capacity, and metabolic profile in postnatal overfed rats. *Diabetology and Metabolic Syndrome*, 10(70), 1–9. <https://doi.org/10.1186/s13098-018-0374-x>
- Domínguez, R., Cuenca, E., Maté-Muñoz, J.L., García-Fernández, P., Serra-Paya, N., Estevan, M.C.L., Herreros, P.V. and Garnacho-Castaño, M.V. (2017). Effects of beetroot juice supplementation on cardiorespiratory endurance in athletes. A systematic review. *Nutrients*, 9(43), 1-18. <https://doi.org/10.3390/nu9010043>
- Domínguez, R., Maté-Muñoz, J.L., Cuenca, E., Garcia-Fernández, P., Mata-Ordoñez, F., Lozano-Estevan, M.C., Veiga-Herreros, P., da Silva, S.F. and Garnacho-Castaño, M.V. (2018). Effects of beetroot

- juice supplementation on intermittent high-intensity exercise efforts. *Journal of the International Society of Sports Nutrition*, 15(2), 1-12. <https://doi.org/10.1186/s12970-017-0204-9>
- Ferguson, S.K., Hirai, D.M., Copp, S.W., Holdsworth, C.T., Allen, J.D., Jones, A.M., Musch, T.I. and Poole, D.C. (2013). Impact of dietary nitrate supplementation via beetroot juice on exercising muscle vascular control in rats. *The Journal of Physiology*, 591(2), 547-557. <https://doi.org/10.1113/jphysiol.2012.243121>
- Khan, M.I. (2016). Plant betalains: safety, antioxidant activity, clinical efficacy, and bioavailability. *Comprehensive Reviews in Food Science and Food Safety*, 15(2), 316-330. <https://doi.org/10.1111/1541-4337.12185>
- Manansang, G.R., Rumampuk, J.F. and Moningka, M.E. (2018). Perbandingan tekanan darah sebelum dan sesudah olahraga angkat berat. *Jurnal e-Biomedik*, 6 (2), 96-102. <https://doi.org/10.35790/ebm.6.2.2018.21585> [In Bahasa Indonesia].
- Mirmiran, P., Houshialsadat, Z., Gaeni, Z., Bahadoran, Z. and Azizi, F. (2020). Functional properties of beetroot (*Beta vulgaris*) in management of cardio-metabolic diseases. *Nutrition and Metabolism*, 17(3), 1-15. <https://doi.org/10.1186/s12986-019-0421-0>
- Nandani, A.D. and Sofyaningsih, M. (2019). The effect of beet juice consuming to the tension of hypertension patients. *Arsip Gizi dan Pangan*, 4(1), 1-10. <https://doi.org/10.22236/argipa.v4i1.3787>
- Ormsbee, M., Lox, J. and Arciero, P. (2013). Beetroot juice and exercise performance. *Nutrition and Dietary Supplements*, 2013(5), 27-35. <https://doi.org/10.2147/NDS.S52664>
- Rahayu, S., Putriningtyas, N.D., Rahayu, T., Azam, M. and Astuti, E.Y. (2020). The potential of red beetroot powder as an athlete supplementation according to its organoleptic properties, presented in Proceeding of the 5th International Seminar of Public Health and Education, ISPHE 2020, p. 7-12. Semarang, Indonesia. <https://doi.org/10.4108/eai.22-7-2020.2300311>
- Rienks, J.N., Vanderwoude, A.A., Maas, E., Blea, Z.M. and Subudhi, A.W. (2015). Effect of beetroot juice on moderate-intensity exercise at a constant rating of perceived exertion. *International Journal of Exercise Science*, 8(3), 277-286. Available at: <http://www.intjexersci.com>.
- Sarov, G.M. and Vlaykova, T.I. (2005). Changes in blood glucose, triglycerides and lipid peroxidation products In rabbits after hanging fixation. *Bulgarian Journal of Veterinary Medicine*, 8(3), 157-161.
- Seremet, L., Nistor, O., Andronoiu, D.G., Mocanu, G.D., Barbu, V.V., Maidan, A., Rudi, L. and Botez, E. (2020). Development of several hybrid drying methods used to obtain red beetroot powder. *Food Chemistry*, 310, 125637. <https://doi.org/10.1016/j.foodchem.2019.125637>
- Siervo, M., Lara, J., Ogbonmwan, I. and Mathers, J.C. (2013). Inorganic nitrate and beetroot juice supplementation reduces blood pressure in adults: A systematic review and meta-analysis. *The Journal of Nutrition*, 143(6), 818-826. <https://doi.org/10.3945/jn.112.170233>
- Taylor, J.L., Holland, D.J., Spathis, J.G., Beetham, K.S., Wisløff, U., Keating, S.E. and Coombes, J.S. (2019). Guidelines for the delivery and monitoring of high intensity interval training in clinical populations. *Progress in Cardiovascular Diseases*, 62(2), 140-146. <https://doi.org/10.1016/j.pcad.2019.01.004>
- Wylie, L.J., Kelly, J., Bailey, S.J., Blackwell, J.R., Skiba, P.F., Winyard, P.G., Jeukendrup, A.E., Vanhatalo, A. and Jones, A.M. (2013). Beetroot juice and exercise: pharmacodynamic and dose-response relationships. *Journal of Applied Physiology*, 115(3), 325-336. <https://doi.org/10.1152/jappphysiol.00372.2013>