

# Polymer carbon dots from plastics waste upcycling

*by* Sulhadi 45

---

**Submission date:** 02-Aug-2022 09:38AM (UTC+0700)

**Submission ID:** 1877933738

**File name:** 2018\_ENMM\_Dika\_dkk.pdf (823K)

**Word count:** 3337

**Character count:** 17619



Contents lists available at ScienceDirect

## Environmental Nanotechnology, Monitoring & Management

journal homepage: [www.elsevier.com/locate/enmm](http://www.elsevier.com/locate/enmm)



### 16 Polymer carbon dots from plastics waste upcycling

Mahardika Prasetya Aji<sup>a,\*</sup>, Annisa Lidia Wati<sup>a</sup>, Aan Priyanto<sup>a</sup>, Jotti Karunawan<sup>a</sup>,  
Bebek Wahid Nuryadin<sup>b</sup>, Edy Wibowo<sup>c</sup>, Putut Marwoto<sup>a</sup>, Sulhadi<sup>a</sup>

<sup>a</sup> Department of Physics, Universitas Negeri Semarang, Jalan Taman Siswa, S<sup>3</sup>ran, Gunungpati Semarang, Central Java 50229, Indonesia

<sup>b</sup> Department of Physics, Universitas Islam Negeri Sunan Gunung Djati, Jalan A.H. Nasution, Cibiru, Bandung, West Java 40614, Indonesia

<sup>c</sup> Department of Engineering Physics, School of Electrical Engineering, Telkom University, Jalan Telekomunikasi 1, Terusan Buah Batu, Bandung, West Java 40257, Indonesia



#### ARTICLE INFO

Keywords:  
Plastic waste  
Upcycling  
C-Dots

#### ABSTRACT

12 We present the upcycling of plastic waste into photoluminescence polymer carbon dots (C-Dots). The recycling was conducted to the polypropylene (PP) plastic waste using a simple heating process at around its melting point temperatures of 200 °C, 250 °C, and 300 °C. The optical properties and size as well as structure of polymer C-Dots from PP plastic waste are successfully identified. The newly polymer C-Dots from plastic waste recycling have absorption spectra at the 400–435 nm wavelength range. We obtained a very unique rare phenomenon on the emission spectra that it happened two peaks emission wavelengths of 410 nm (3.03 eV) and 440 nm (2.83 eV). Polymer C-Dots from PP plastic waste has an average particles size of ~15 nm (200 °C), ~11 nm (250 °C) and ~8 nm (300 °C). The alteration of the optical properties—absorption spectra and emission spectra—as well as particle size of polymer C-Dots are caused by structural change of PP plastic waste due to heating process in recycling process. During the heating process on PP plastic waste, the carbon chain binds oxygen from the environment and forms C=O carbonyl group on the wave number 1638 cm<sup>-1</sup> which is the main constituent of Polymer C-Dots. Recycling of PP plastic waste into polymer C-Dots has a huge potential to be used as materials for photocatalyst, bioimaging as well as sensors in optoelectronic materials. Furthermore, the result of this study has a role as real action in term of environmental conservation and it answers how to overcoming the problem of plastic waste.

#### 1. Introduction

Plastic is a modern product invented in the 20th century. Plastic becomes very popular object used in daily life due to it performs superior properties such as lightweight, waterproof, strong and excellent insulator material (North and Halden, 2013). The immense use and best-selling of plastics have resulted to direct impact of plastics waste that leading to the critical environmental issues. Plastics made from polymer seeds which are extremely difficult to decompose naturally (Kunwar et al., 2016). Plastics waste and its management are still complicatedly faced by most of countries in the world because of inadequate technology in order to manage it (Xanthos and Walker, 2017; Miandad et al., 2017).

Plastics are produced using heating process of polymer seeds consisting arranged and united long chains of carbons (Sharuddin et al., 2016). Various types of plastics classified based on their base material such as polyethylene (—C<sub>2</sub>H<sub>4</sub>)<sub>n</sub> (PE), polypropylene (—C<sub>3</sub>H<sub>6</sub>)<sub>n</sub> (PP), polystyrene (—C<sub>8</sub>H<sub>8</sub>)<sub>n</sub> (PS), polyvinyl chloride (—C<sub>2</sub>H<sub>3</sub>Cl)<sub>n</sub> (PVC) and

other polymer seeds. In general, all of these plastics comprising carbon chains with an abundance of about 62.6–92.2% carbon compound (Zhuo and Leventis, 2014; Nkwachukwu et al., 2013). The existence of carbon chains within polymer seeds—polyethylene glycol (PEG), polyacrylic acid (PAA), polyvinyl alcohol (PVA) and other polymeric species—have been used as the base material for the synthesis of a new material from carbon families called C-Dots (Zhou et al., 2017; Tao et al., 2017; Zhu et al., 2015; Li et al., 2015).

C-Dots have very unique optical properties where it has fluorescence, tiny particle size (< 10 nm) and low toxicity. Those properties make this material has been widely used in fields of bio-imaging in biomedicine, photocatalyst for environmental pollutant decomposition, sensors and solar cells on optoelectronic field (Hong et al., 2015; Aji et al., 2016; Li et al., 2015; Maiaugree et al., 2015; Wang et al., 2014a). C-Dots can be formed by polymerization and carbonization processes using heating treatment of polymer seeds or other carbon from natural resources (Aji et al., 2017; Han et al., 2017; Wang et al., 2016; Zhao et al.,

\* Corresponding author.

E-mail address: [mahardika@mail.unnes.ac.id](mailto:mahardika@mail.unnes.ac.id) (M.P. Aji).

2015; [13]g et al., 2014b). The carbon chains undergo rearrangement in the polymerization and carbonization processes to form C-Dots particles. Generally, the presence of abundant carbon chains in plastic waste is highly potential to be a novel source of carbon to produce C-Dots material. This study aims to recycle plastic waste into photoluminescence materials of C-Dots. Enhancing the value of plastic waste is vitally important action in term of environmental conservation and it is one of the answers in overcoming the issues of plastic waste by now and in the future.

## 2. Experiment

C-Dots nanoparticles were uniquely produced from plastic waste bag material—polypropylene (PP)—using heating process at temperature  $T = 200\text{ }^{\circ}\text{C}$ ,  $T = 250\text{ }^{\circ}\text{C}$  and  $T = 300\text{ }^{\circ}\text{C}$  for 20 min. A small piece 0.5 g of heated plastic waste was added by 10 ml of ethanol solution as a dispersant solution of C-Dots nanoparticles. The optical properties of colloidal C-Dots nanoparticles were observed by measuring the absorption spectrum using spectrofluorometer UV-Vis Fluostar Omega BMG Labtech in room temperature. Another optical property spectrum emission of fluorescence was measured using a spectrophotometer photoluminescence Cary Eclipse Spectro-fluorometer MY14440002 with wavelength excitation 365 nm. Functional group of C-Dots chemical bonding was determined by transmitting spectrum analysis from the Fourier transform infrared measurement using FTIR spectrophotometer Perkin Elmer Spectrum Version 10.03.06. While the size of C-Dots nanoparticles in colloidal solutions was estimated using the Hitachi TEM system HT7700.

## 3. Result and discussion

Fig. 1 shows the result of plastic waste recycled by heating treatment around of polypropylene's melting point temperature. A simple analysis has been conducted to observe the formation of C-Dots polymer by radiating ultraviolet light (UV) to the sample. The analysis indicates that the sample of heated plastic waste shows the natural photoluminescence. This shows the natural characteristic of the C-Dots polymer (Zhou et al., 2017; Lu et al., 2017). The observed photoluminescence indicates of electron transition within sample of recycled plastic waste. In this case, heating process provides alteration properties of plastic waste. This alteration as polymerization process leads to rearrange the carbon chains of plastic.

Heating treatment alters the optical properties absorption and spectra width of PP plastic waste as shown in Fig. 2. The absorption spectra are observed in wavelength range of 340–550 nm. This absorption region represents the mechanism of electron transition in the orbital  $n \rightarrow \pi^*$  that happen on C=O binding (Lu et al., 2017; Niu et al., 2014). The mechanism of electron transition within C-Dots polymer is

the transfer of electrons in a fully-charged orbital state by the High Occupied Molecular Orbital (HOMO) electrons to the lowest Unoccupied Molecular Orbital (LUMO). The electron transition process requires a minimum energy of band gap energy. The estimation of band gap energy can be obtained from the analysis of absorbance spectrum. Polymer C-Dots have band gap energy of  $\sim 2.8\text{ eV}$  at temperatures  $T = 200\text{ }^{\circ}\text{C}$ ,  $\sim 3.05\text{ eV}$  at temperatures  $T = 250\text{ }^{\circ}\text{C}$ , and  $\sim 3.45\text{ eV}$  at temperatures  $T = 300\text{ }^{\circ}\text{C}$ . The heating temperature has very influential in the formation of C-Dots polymers. During the heating process the carbon chain bond undergoes polymerization of the carbon chains forming a new functional group. The higher of heating temperature the greater number of carbon chains breaks out and forming tiny particles and increase the C-Dots polymer energy (Zhang et al., 2015). Particle size of the C-Dots polymer is estimated from the TEM image shown in Fig. 3. The C-Dots particle size of PP plastic waste recycling is below the order of  $< 20\text{ nm}$ . The polymer C-Dots obtained at a temperature of  $200\text{ }^{\circ}\text{C}$  has an average particle diameter distribution at  $\sim 15\text{ nm}$ . While the plastic waste recycling at temperature  $250\text{ }^{\circ}\text{C}$  and  $300\text{ }^{\circ}\text{C}$  has a particle size distribution at  $\sim 11\text{ nm}$  and  $\sim 8\text{ nm}$ , respectively.

Emission spectra polymer C-Dots from plastic waste recycling are shown in Fig. 4. Emission spectra of the C-Dots polymer has two main emission peaks: wavelength  $410\text{ nm}$  ( $3.03\text{ eV}$ ) and  $440\text{ nm}$  ( $2.83\text{ eV}$ ). In addition, an emission peak happened at a wavelength of  $465\text{ nm}$  ( $2.67\text{ eV}$ ). Analyzing the maximum wavelength of the emission spectra shows that the emitted energy during the recombination process is greater than the absorbed energy during the absorption process as shown in Fig. 2. The electronic transition is occurring from the inter orbital of the fully-charged orbital by the HOMO electron to the orbital empty electron LUMO. An interesting phenomenon was observed in this research because it is very rare to obtain a phenomenon with two emission peaks for fluorescence materials. This phenomenon is known as stimulated emission where there are two electron emissions that undergo recombination process due to photons from UV rays absorbed by C-Dots polymer.

The heating temperature affects the photoluminescence intensity of C-Dots where the higher the heating temperature the lower the luminescence intensity. This is related to the arrangement of monomers which construct the arrangement in form of H and J-aggregates. (Sharma et al., 2017). J-aggregates have a head-to-tail monomer arrangement whereas H-aggregates have a parallel arrangement of monomers (Varughese, 2014). The absorbance spectrum of H band will have blue shift to the smaller wavelength and J-aggregate shifts red band to the large wavelength. Both H and J-aggregate have several different characteristics such as peak intensity of J-aggregate absorption spectrum has increased while the increasing the number of exciton pairs. H-aggregates will decrease the intensity of absorption as the number of exciton pairs decreases. While the emission intensity of J (H




Fig. 1. (a). pieces of PP plastic waste in day light (upper-left image) and under UV light (lower-left image), and (b). pieces of heated PP plastic waste in day light (upper-right image) and under UV light (lower-right image).

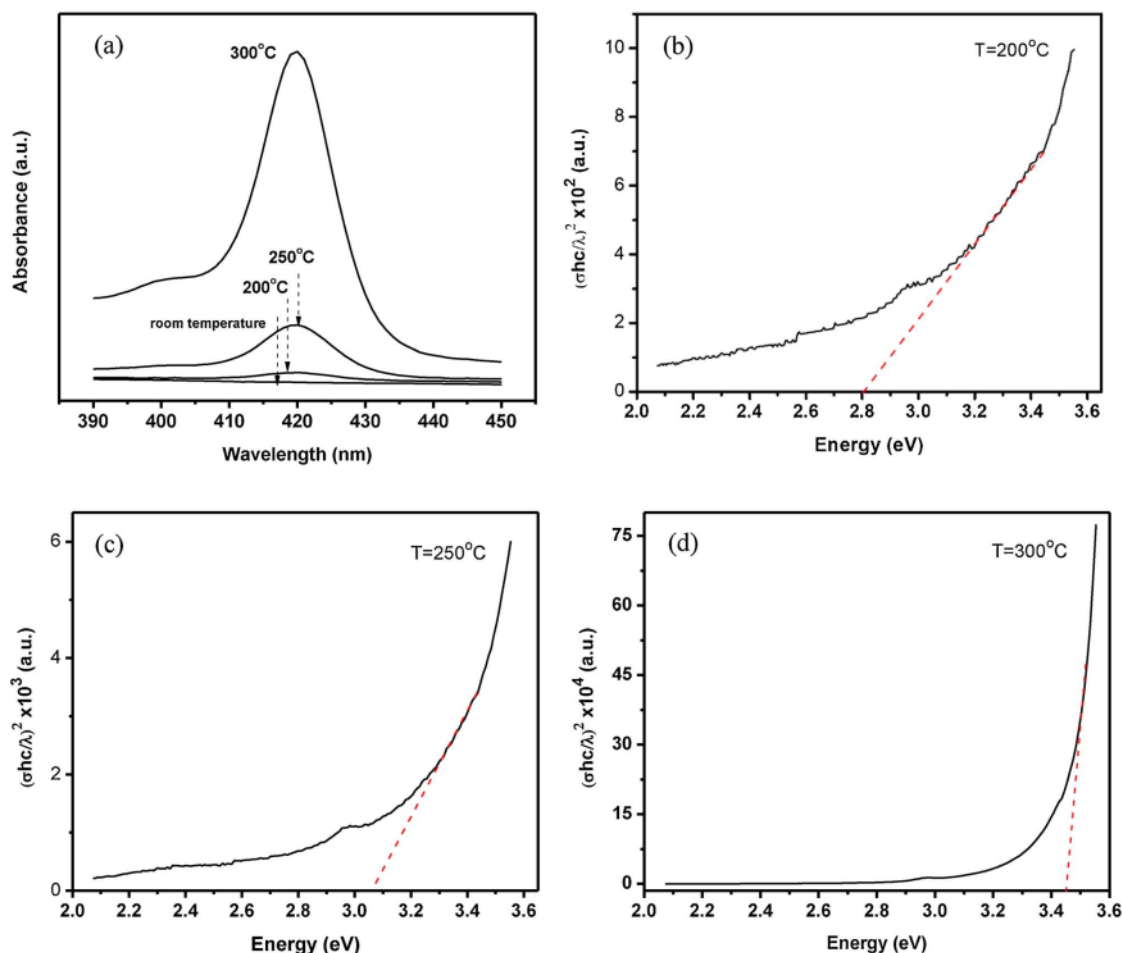


Fig. 2. (a). The absorption spectra of polymer C-Dots from recycled plastic waste, and The estimation of band gap energy polymer C-Dots with heating process at temperature: (b).  $T = 200^\circ\text{C}$ , (c).  $T = 250^\circ\text{C}$  and (d).  $T = 300^\circ\text{C}$ .

–aggregates will decrease or increase related to the increase or decrease the temperature as in Fig. 4 (Sharma et al., 2017; Spano and Silva, 2014). The alteration of optical properties—absorption and emission spectra—are due to structural changes of PP plastic waste caused by heating treatment in the recycling process. The alteration in PP plastic waste structure is shown from the Fourier Transform Infra-Red (FTIR) spectra as shown in Fig. 5. Raw material plastic waste PP has spectra characteristic of functional group methyl  $\text{CH}_3$  in wave number  $1465\text{ cm}^{-1}$ , methylene  $\text{CH}_2$  in wave number  $1381\text{ cm}^{-1}$ , and alkyl group  $\text{C-H}$  in wave number  $1465\text{ cm}^{-1}$ . Plastic waste recycling using heating process breaks the carbon chains and rearranges to form C-Dots in size of  $< 20\text{ nm}$  (Tao et al., 2017). Carbon chains that have broken and rearranged will bind atom such as Oxygen (O), Hydrogen (H), Nitrogen (N) and other functional group. Fig. 5 clearly shows that functional group that consists of carbon chain  $\text{C-H}$ , methyl and methylene from raw material plastic waste PP are not found in polymer C-Dots. While during the heating process on waste PP plastic, the carbon chain binds oxygen from the environment and it produces a  $\text{C=O}$  carbonyl group as shown in the  $1638\text{ cm}^{-1}$  region and ether group  $\text{C-O}$  as shown in the  $1045\text{ cm}^{-1}$  region. The absorption spectrum gets sharper with the rise in temperature. This indicates that oxygen is bound more due to electropositive carbon and electronegative oxygen so that both are very easily bounded (Threrujirapong et al., 2017;

Wang et al., 2017). The presence of vibrational mode stretching of the  $\text{C=O}$  carbonyl group indicates the formation of a major constituent of polymer C-Dots. While function group alcohol  $-\text{OH}$  as shown in the  $3445\text{ cm}^{-1}$  appears from the ethanol that used as dispersant polymer C-Dots particles.

The presence of oxygen bounded by the carbon atoms as shown in Fig. 5 causes the wider absorption spectra to red-shifted as shown in Fig. 2. Thus the interaction of C-Dots polymers and photons from UV light is higher. However, the presence of high oxygen also affects the emission spectra where the intensity tends to decrease as shown in Fig. 4. It is related to the increased chain bond  $\text{C=O}$  ( $\text{sp}^2$ ) along with the increase of plastic recycling temperature. The increased number of chain  $\text{C=O}$  bonds causes more oxygen levels. Thus increasing oxygen content will affect the intensity of photoluminescence emission spectrum (Sun et al., 2013).

#### 4. Conclusion

C-Dots polymer has been synthesized from recycling of plastics waste by heating process. Absorption and emission spectra as well as size and structure of C-Dots polymer are influenced by the temperature of recycling process. Recycle plastic waste with heating process binds the oxygen. The presence of oxygen sharpens the  $\text{C=O}$  absorption

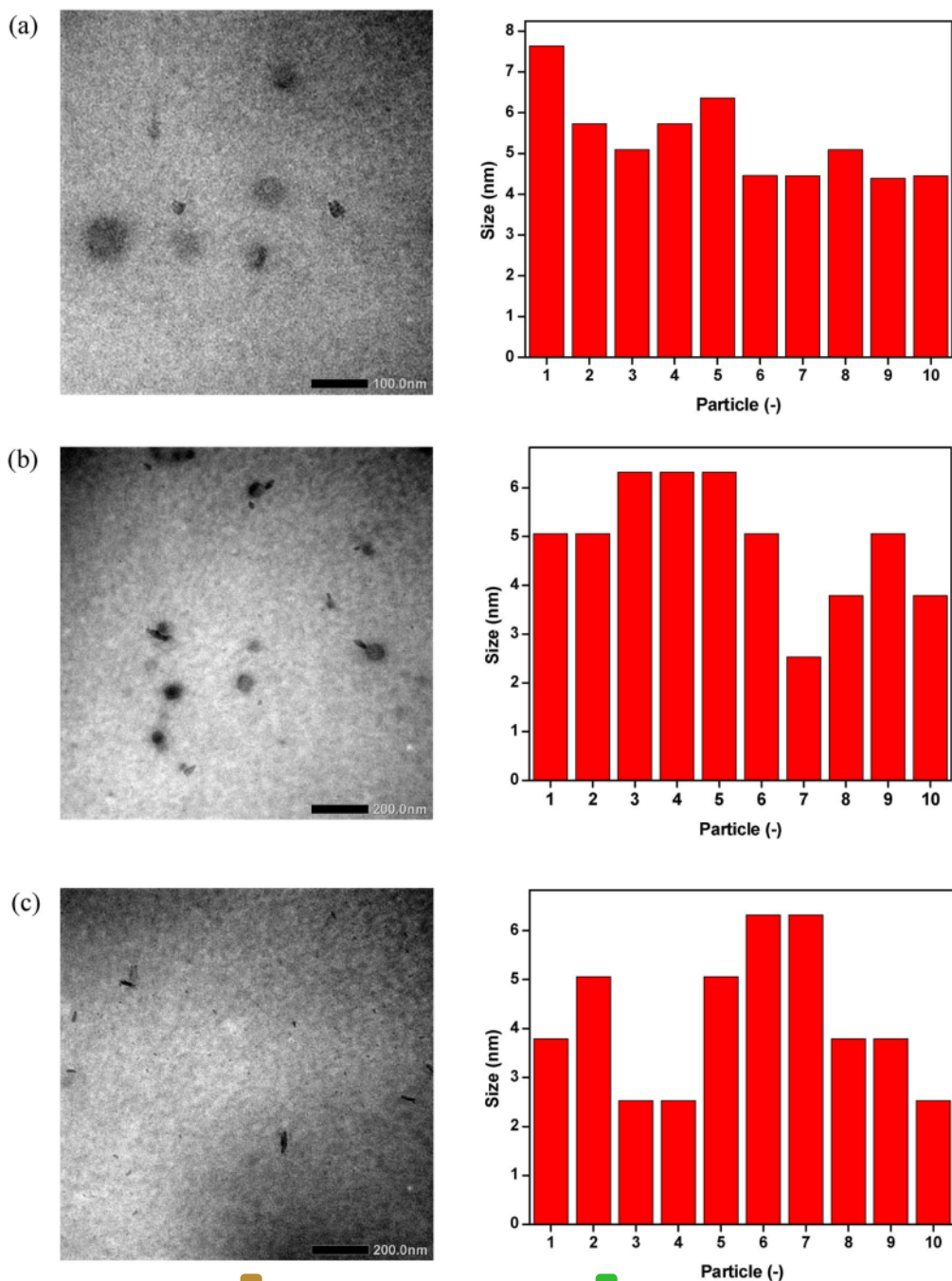


Fig. 3. TEM images (left) and distribution of C-Dots polymer particles from plastic waste recycling at temperature (right): (a). 200 °C, (b). 250 °C, and (c). 300 °C.

spectra, widening the absorption spectra, decreasing the polymer size and also decreasing the intensity of emission spectra. The absorption and emission spectra of C-Dots polymers from recycled plastic waste has a great potential to be used as materials for photocatalyst, bioimaging as well as sensors in optoelectronic materials. Furthermore, the result of this study has a role as real action in term of environmental conservation and it answers how to overcoming the problem of plastic

waste.

#### Conflicts of interest

The authors declare that there are no conflicts of interest.

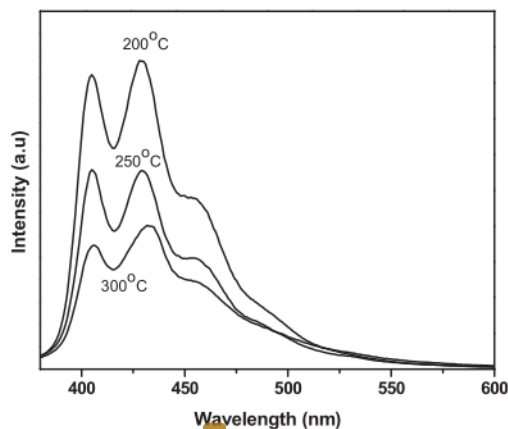


Fig. 4. Emission spectra of polymer C-Dots from recycled plastic waste.

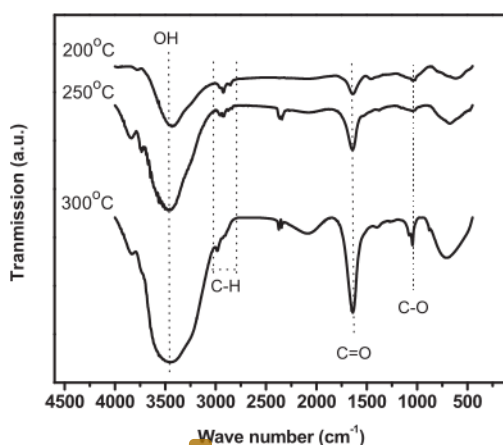


Fig. 5. FTIR spectra of polymer C-Dots from recycled plastic waste.

## References

Aji, M.P., Wiguna, P.A., Rosita, N., Aisyah, S., 2016. Carbon nanodots from frying oil as catalyst for photocatalytic degradation of methylene blue assisted solar light irradiation. *Am. J. Appl. Sci.* 13 (4), 432–438.

Aji, M.P., Susanto, Wiguna, P.A., Sulhadi, 2017. Facile synthesis of luminescent carbon dots from mangosteen peel by pyrolysis method. *J. Theor. Appl. Phys.* 11 (2), 119–126.

Han, Shuai, Chang, Tao, Zhao, Haiping, Du, Huanhuan, Liu, Shan, Wu, Baoshuang, Qin, Shenjun, 2017. Cultivating fluorescent flowers with highly luminescent carbon dots fabricated by double passivation method. *J. Nanomater. (Basel)* 7 (7), 176.

Hong, G., Diao, S., Antaris, A.L., Dai, H., 2015. Carbon nanomaterials for biological imaging and nanomedical therapy. *Chem. Rev.* 115 (19), 10816–10906.

Kunwar, B., Cheng, H.N., Chandrashekar, S.R., Sharma, B.K., 2016. Plastics to fuel: a review. *Renew. Sustain. Energy Rev.* 54, 421–428.

Li, H., Guo, S., Li, C., Huang, H., Liu, Y., Kang, Z., 2015. Tuning laccase catalytic activity with phosphate functionalized carbon dots by visible light. *ACS Appl. Mater.* 7 (18), 10004–10012.

Lu, S., Sui, L., Liu, J., Zhu, S., Chen, A., Jin, M., Yang, B., 2017. Near-infrared photoluminescent polymer carbon nanodots with two-photon fluorescence. *Adv. Mater.* 29 (15), 1–6.

Maiaugree, W., Lowpa, S., Towannang, M., Rutphonsan, P., Tangtrakarn, A., Pimanpang, S., Amornkitbamrung, V., 2015. A dye sensitized solar cell using natural counter electrode and natural dye derived from mangosteen peel waste. *Sci. Rep.* 5 (1), 15230.

Miandad, R., Barakat, M.A., Aburiazaiza, A.S., Rehan, M., Nizami, A.S., 2017. Effect of plastic waste types on pyrolysis liquid oil. *Int. Biodeterior.* 119, 239–252.

Niu, J., Gao, H., Wang, L., Xin, S., Zhang, G., Wang, Q., Wang, Y., 2014. Facile synthesis and optical properties of nitrogen-doped carbon dots. *New J. Chem.* 38 (4), 1522–1527.

Nkwachukwu, O.I., Chima, C.H., Ikenna, A.O., Albert, L., 2013. Focus on potential environmental issues on plastic world towards a sustainable plastic recycling in developing countries. *Int. J. Ind. Chem.* 1–13.

North, E.J., Halden, R.U., 2013. Plastics and environmental health: the road ahead. *Rev. Environ. Health* 28 (1), 1–8.

Sharma, A., Gadly, T., Neogy, S., Ghosh, S.K., Kumbhakar, M., 2017. Molecular origin and self-assembly of fluorescent carbon nanodots in polar solvents. *J. Phys. Chem. Lett.* 8 (5), 1044–1052.

Sharuddin, D.S.A., Abnisa, F., Mohd, W., Wan, A., 2016. A review on pyrolysis of plastic wastes. *Energy Convers. Manage.* 115, 308–326.

Spano, F.C., Silva, C., 2014. H- and J-aggregate behavior in polymeric semiconductors. *Annu. Rev. Phys. Chem.* 65, 477–500.

Sun, H., Wu, L., Gao, N., Ren, J., Qu, X., 2013. Improvement of photoluminescence of graphene quantum dots with a biocompatible photochemical reduction pathway and its bioimaging application. *ACS Appl. Mater. Interfaces* 1174–1179.

Tao, S., Song, Y., Zhu, S., Shao, J., Yang, B., 2017. A new type of polymer carbon dots with high quantum yield: from synthesis to investigation on fluorescence mechanism. *J. Polym.* 116, 472–478.

Threujirapong, T., Khanitchaidecha, W., Nakaruk, A., 2017. Treatment of high organic carbon industrial wastewater using photocatalysis process. *Environ. Nanotechnol. Monit. Manage.* 8, 163–168.

Varughese, S., 2014. Non-covalent routes to tune the optical properties of molecular materials. *J. Mater. Chem. C* 2 (18), 3499.

Wang, J., Gao, M., Ho, G.W., 2014a. Bidentate-complex-derived TiO<sub>2</sub>/Carbon dot photocatalysts: in situ synthesis, versatile heterostructures, and enhanced H<sub>2</sub> evolution. *J. Mater. Chem. A* 2, 5703–5709.

Wang, J., Ng, Y.H., Lim, Y.F., Ho, G.W., 2014b. Vegetable-extracted carbon dots and their nanocomposites for enhanced photocatalytic H<sub>2</sub> production. *RSC. Adv.* 4, 4417–4423.

Wang, N., Wang, Y., Guo, T., Yang, T., Chen, M., Wang, J., 2016. Green preparation of carbon dots with papaya as carbon source for effective fluorescent sensing of Iron (III) and escherichia coli. *Biosens. Bioelectron.* 85, 68–75.

Wang, Y., Song, W., Jiao, M., Wu, Z., Irl, S., 2017. Importance of oxygen in single-walled carbon nanotube growth: insights from QM/MD simulations. *Carbon* 121, 292–300.

Xanthos, D., Walker, T.R., 2017. International policies to reduce plastic marine pollution from single-use plastics (plastic bags and microbeads): a review. *Mar. Poll. Bull.* 118 (1–2), 17–26.

Zhang, X., Yan, X., He, Q., Wei, H., Long, J., Guo, J., Guo, Z., 2015. Electrically conductive polypropylene nanocomposites with negative permittivity at low carbon nanotube loading levels. *ACS Appl. Mater. Interfaces* 7 (11), 6125–6138.

Zhao, S., Lan, M., Zhu, X., Xue, H., Ng, T.-W., Meng, X., Zhang, W., 2015. Green synthesis of bifunctional fluorescent carbon dots from garlic for cellular imaging and free radical scavenging. *ACS Appl. Mater. Interfaces* 7 (31), 17054–17060.

Zhou, Y., Sharma, S.K., Peng, Z., Leblanc, R.M., 2017. **Polymers in Carbon Dots: A Review.** (3).

Zhu, S., Song, Y., Zhao, X., Shao, J., Zhang, J., Yang, B., 2015. The photoluminescence mechanism in carbon dots (graphene quantum dots, carbon nanodots, and polymer dots): current state and future perspective. *Nano Res.* 8 (2), 355–381.

Zhuo, C., Leventis, Y.A., 2014. Upcycling waste plastics into carbon nanomaterials: a review. *J. Appl. Polym. Sci.* 131 (4), 1–14.

# Polymer carbon dots from plastics waste upcycling

## ORIGINALITY REPORT

24%

SIMILARITY INDEX

20%

INTERNET SOURCES

21%

PUBLICATIONS

2%

STUDENT PAPERS

## PRIMARY SOURCES

1	<a href="http://ebin.pub">ebin.pub</a> Internet Source	9%
2	<a href="http://eacademic.ju.edu.jo">eacademic.ju.edu.jo</a> Internet Source	2%
3	<a href="http://iopscience.iop.org">iopscience.iop.org</a> Internet Source	1%
4	Thitarat Prathumsuwan, Panichakorn Jaiyong, Insik In, Peerasak Paoprasert. "Label-free carbon dots from water hyacinth leaves as a highly fluorescent probe for selective and sensitive detection of borax", <i>Sensors and Actuators B: Chemical</i> , 2019 Publication	1%
5	<a href="http://rd.springer.com">rd.springer.com</a> Internet Source	1%
6	Johannes Karl Fink. "Specific Materials", Wiley, 2018 Publication	1%
7	Nurul Kamilah Khairol Anuar, Huey Ling Tan, Ying Pei Lim, Mohamad Sufian So'aib, Noor	1%

Fitrah Abu Bakar. "A Review on Multifunctional Carbon-Dots Synthesized From Biomass Waste: Design/ Fabrication, Characterization and Applications", Frontiers in Energy Research, 2021

Publication

---

8	<a href="http://civilica.com">civilica.com</a> Internet Source	1 %
9	Submitted to Ohio University Student Paper	1 %
10	<a href="http://china.iopscience.iop.org">china.iopscience.iop.org</a> Internet Source	1 %
11	<a href="http://www.gjesm.net">www.gjesm.net</a> Internet Source	1 %
12	<a href="http://www.semanticscholar.org">www.semanticscholar.org</a> Internet Source	1 %
13	Netra Lal Bhandari, Sulakshana Bhattarai, Ganesh Bhandari, Sumita Subedi, Kedar Nath Dhakal. "A Review on Current Practices of Plastics Waste Management and Future Prospects", Journal of Institute of Science and Technology, 2021 Publication	1 %
14	Johannes Karl Fink. "Polymer Waste Management", Wiley, 2018 Publication	1 %

---



15 M P Aji, I Rahmawati, A Priyanto, J Karunawan, A L Wati, N P Aryani, Susanto, E Wibowo, Sulhadi. "Optical absorption in recycled waste plastic polyethylene", Journal of Physics: Conference Series, 2018  
Publication 1 %

---

16 [www.degruyter.com](http://www.degruyter.com)  
Internet Source 1 %

---

Exclude quotes On  
Exclude bibliography On

Exclude matches < 15 words

# Polymer carbon dots from plastics waste upcycling

---

GRADEMARK REPORT

---

FINAL GRADE

**/0**

GENERAL COMMENTS

**Instructor**

---

PAGE 1

---

PAGE 2

---

PAGE 3

---

PAGE 4

---

PAGE 5

---