

# Synthesis of Biodiesel via Interesterification Reaction of Calophyllum inophyllum Seed Oil and Ethyl Acetate over Lipase Catalyst: Experimental and Surface Response Methodology Analysis

*by Ratna Kusumaningtyas*

---

**Submission date:** 24-Nov-2022 10:18AM (UTC+0700)

**Submission ID:** 1962383034

**File name:** Seed\_Oil\_and\_Ethyl\_Acetate\_over\_Lipase\_Catalyst\_Experimental.pdf (722.34K)

**Word count:** 8586

**Character count:** 44221

Article

# Synthesis of Biodiesel via Interesterification Reaction of *Calophyllum inophyllum* Seed Oil and Ethyl Acetate over Lipase Catalyst: Experimental and Surface Response Methodology Analysis

Ratna Dewi Kusumaningtyas <sup>1,\*</sup>, Normaliza Normaliza <sup>1</sup>, Elva Dianis Novia Anisa <sup>1</sup>, Haniif Prasetiawan <sup>1</sup>, Dhoni Hartanto <sup>1</sup>, Harumi Veny <sup>2</sup>, Fazlena Hamzah <sup>2</sup> and Miradatul Najwa Muhd Rodhi <sup>2</sup>

<sup>1</sup> Chemical Engineering Department, Faculty of Engineering, Universitas Negeri Semarang, Kampus Sekaran, Gunungpati, Semarang 50229, Indonesia

<sup>2</sup> School of Chemical Engineering, College of Engineering, Universiti Teknologi Mara (UiTM), Shah Alam 40450, Selangor, Malaysia

\* Correspondence: ratnadewi.kusumaningtyas@mail.unnes.ac.id

**Citation:** Kusumaningtyas, R.D.; Normaliza, N.; Anisa, E.D.N.; Prasetiawan, H.; Hartanto, D.; Veny, H.; Hamzah, F.; Rodhi, M.N.M. Synthesis of Biodiesel via Interesterification Reaction of *Calophyllum inophyllum* Seed Oil and Ethyl Acetate over Lipase Catalyst: Experimental and Surface Response Methodology Analysis. *Energies* **2022**, *15*, 7737. <https://doi.org/10.3390/en15207737>

Academic Editor: Jung Rae Kim

Received: 15 September 2022

Accepted: 17 October 2022

Published: 19 October 2022

**Publisher's Note:** MDPI stays neutral with regard to jurisdictional claims in published maps and institutional affiliations.



**Copyright:** © 2022 by the authors. Licensee MDPI, Basel, Switzerland. This article is an open access article distributed under the terms and conditions of the Creative Commons Attribution (CC BY) license (<https://creativecommons.org/licenses/by/4.0/>).

**Abstract:** Biodiesel is increasingly being considered as an alternative to the fossil fuel as it is renewable, nontoxic, biodegradable, and feasible for mass production. Biodiesel can be produced from various types of vegetable oils. *Calophyllum inophyllum* seed oil (CSO) is among the prospective non-edible vegetable oils considered as a raw material for biodiesel synthesis. The most common process of the biodiesel manufacturing is the transesterification of vegetable oils which results in glycerol as a by-product. Thus, product purification is necessary. In this work, an alternative route to biodiesel synthesis through interesterification reaction of vegetable oil and ethyl acetate was conducted. By replacing alcohol with ethyl acetate, triacetin was produced as a side product rather than glycerol. Triacetin can be used as a fuel additive to increase the octane number of the fuel. Therefore, triacetin separation from biodiesel products is needless. The interesterification reaction is catalyzed by an alkaline catalyst or by a lipase enzyme. In this study, biodiesel synthesis was carried out using a lipase enzyme since it is a green and sustainable catalyst. The interesterification reaction of CSO with ethyl acetate in the presence of a lipase catalyst was conducted using the molar ratio of CSO and ethyl acetate of 1:3. The reaction time, lipase catalyst concentration, and reaction temperature were varied at 1, 2, 3, 4, 5 h, 10%, 15%, 20%, and 30 °C, 40 °C, 50 °C, 60 °C, respectively. The experimental results were also analyzed using response surface methodology (RSM) with the Box-Behnken design (BBD) model on Design Expert software. Data processing using RSM revealed that the highest conversion within the studied parameter range was 41.46%, obtained at a temperature reaction of 44.43 °C, a reaction time of 5 h, and a lipase catalyst concentration of 20%.

**Keywords:** biodiesel; *Calophyllum inophyllum* seed oil; interesterification; enzymatic; Box-Behnken design

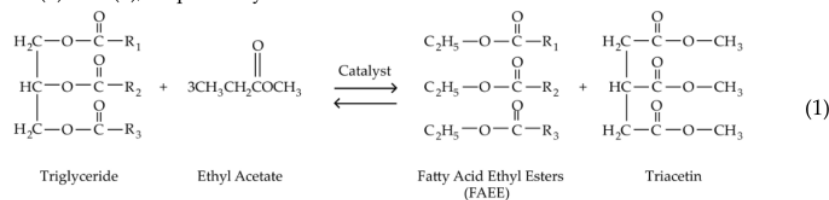
## 1. Introduction

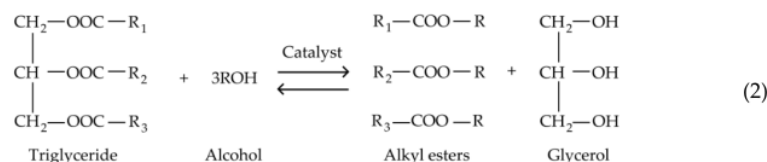
Biodiesel is an alternative fuel for diesel engines which is synthesized from vegetable oils or animal fats. Biodiesel is one of the modern bioenergies which has several advantages. It has non-toxic properties, low emission rates and no sulfur gas, just to name a few. Thus, biodiesel is a prospective alternative as an environmentally friendly diesel fuel [1]. Biodiesel is commonly derived from vegetable oil which has renewable characteristics. The main components of vegetable oils and animal fats are triglycerides, which can be converted into mono alkyl esters of long chain fatty acid or termed as fatty acid alkyl ester (biodiesel). Various types of vegetable oils can be applied as prospective raw

materials for biodiesel preparation [2]. The widely used raw material for biodiesel synthesis in Indonesia is crude palm oil (CPO). CPO is abundantly available since it is produced on a large scale. However, the production of palm oil biodiesel competes with food needs. Therefore, other alternative vegetable oils are needed as raw materials for biodiesel. Non-edible oil feedstocks are favorable to ensure the sustainability biodiesel production [3,4].

There are several nonedible oils that have been widely investigated as biodiesel feedstocks, such as silk-cotton or *Ceiba pentandra* seed oil [5], jatropha oil [4,6], castor oil [7], rubber seed oil [8], karanja oil [9], mahua oil, neem oil [10], waste cooking oil [11], palm fatty acid distillate [12] and *Calophyllum inophyllum* seed oil [13]. One among the potential nonedible vegetable oils in Indonesia is *Calopyllum inophyllum* seed oil (CSO). It is also known as tamanu or nyamplung seed oil. Akram et al. [1] reported that *Calopyllum inophyllum* (tamanu) seed has an oil content of 65–75%, which is higher than other nonedible seed oil plants, such as jatropha seed oil (27–40%), rubber seed kernel oil (40–50%), and castor oil (45–65%). Rasyid et al. [14] reported that the fatty acids composition of CSO comprises of oleic acid, palmitic acid, linoleic acid, and stearic acid. According to Adenuga et al. [13], CSO biodiesel meets the Australian, ASTM and EN standards. Therefore, CSO is suitable to be used as a feedstock in the production of biodiesel. However, CSO contains high gummy substances, especially in the form of lipoid A (the hydratable phosphatides) and lipoid B (the non-hydratable phosphatides [15,16], waxes, and other impurities [17]. The existence of gum is unfavorable since it may lower the reaction rate which in consequence reduces the biodiesel yield. At an industrial level, this condition leads to an economic disadvantage. Besides, the presence of phosphorus compounds can generate the carbon particle deposition in diesel engine which causes plugging in the engine filter, line, and injectors, as well as reducing engine performance [17,18]. Thus, a degumming process is essential as the pretreatment step of biodiesel feedstocks with a high phosphorus content [19].

The most general method for making biodiesel is an alkaline-catalyzed transesterification reaction by reacting vegetable oils with short-chain alcohols such as methanol or ethanol [20,21]. However, the transesterification reaction has a limitation in terms of the potential for a saponification side reaction if the oil feedstock contains high free fatty acid (FFA) 2 mgKOH/g, as described by Kusumaningtyas et al. [4] and Sebastian et al. [22]. Besides, the transesterification reaction results in glycerol as a by-product, which needs a separation process to obtain high purity biodiesel. Biodiesel purification from glycerol by-products requires a series of separation steps which brings in high operation costs. To overcome these problems, it is necessary to apply the process of producing biodiesel which is glycerol-free through an interesterification reaction [23]. In the interesterification reaction, the use of methanol or ethanol is replaced with methyl acetate or ethyl acetate. Interesterification of triglyceride yields a triacetin co-product instead of glycerol [24]. Triacetin has an advantage as a fuel additive, a good anti-knocking, and can enhance the octane number. The addition of triacetin to the fuel also offers an environmental benefit since it reduces the exhaust smoke and NO emissions to some extent. It can be stated that the existence of the triacetin co-product in biodiesel contributes to engine performance improvement [25], as the addition of triacetin increases the oxygen content of the fuel [26]. Thus, it is unnecessary to separate triacetin from biodiesel products. A comparison between transesterification and interesterification reaction schemes are presented in Equations (1) and (2), respectively.





To date, the development of green energy through environmentally friendly processes has become a priority. One alternative towards a greener process is reducing the use of chemical catalysts and switching to enzymatic catalysts (biocatalysts). The enzyme-catalyzed biodiesel synthesis shows superiority compared to the chemically catalyzed one, mainly in terms of the lower energy requirement and natural conservation aspect. Lipase is the most common enzyme employed for biodiesel synthesis. There are two principal classes of lipase, free enzymes and immobilized enzymes. Free lipase enzymes are cheaper and simpler, thus it is feasible for large-scale applications [27]. Besides that, the use of lipase enzymes is very promising to overcome the disadvantages of alkaline catalysts related to the occurrence of the undesired saponification reaction when high FFA oil used as raw material. Lipase enzyme catalysts can be applied with high FFA feedstocks without any necessity of FFA removal as a pretreatment step. However, lipase biocatalysts are easily deactivated in an alcoholic environment since short-chain alcohols often cause irreversible loss of enzyme activity [28]. Therefore, the non-alcoholic interesterification route is preferable in order to maintain high biocatalyst activity and stability during the reaction. In the interesterification reaction, alcohol can be replaced by methyl acetate or ethyl acetate, which is harmless for the lipase catalyst [29].

In this work, biodiesel was synthesized through lipase-catalyzed interesterification of *Calophyllum inophyllum* seed oil (CSO) with ethyl acetate. The lipase enzyme used was the liquid-free lipase from Novozyme. The effects of the main parameters on the reaction conversion were studied experimentally. Analysis using the response surface methodology was also carried out to investigate the best reaction conversion obtained within the values range of the studied independent variables. Process optimization was also conducted using the response surface methodology, a collection of mathematical and statistical calculation techniques based on the compatibility of the empirical model with the experimental data obtained. Generally, RSM is useful for the modeling and analysis of problems that influences the response variables with the purpose of optimizing the response. RSM is also beneficial when determining the operating conditions to achieve the desired conversion [30]. There are several experimental design models used in RSM, such as the Box–Behnken Design (BBD), control composite design (CCD) and Doehlert Design. The BBD has been broadly applied for biodiesel production optimization since it is effective, requires the smallest number of trials than the other designs [31]. In this investigation, analysis using BBD in RSM was performed to determine the best reaction operation condition which resulted in the highest reaction conversion of the interesterification reaction of CSO in the presence of lipase enzyme catalyst within the ranges of the parameter values studied.

## 2. Materials and Methods

### 2.1. Materials

The materials used were: *Calophyllum inophyllum* seed oil (CSO) from UMKM Samtamanu Cilacap, Indonesia, ethyl acetate p.a (Merck), liquid lipase catalyst (Eversa Transform 2.0 from Novozyme), phosphoric acid p.a (Merck), KOH p.a (Merck), oxalic acid p.a (Merck), ethanol p.a (Merck), and aquadest from Indrasari chemicals store, Semarang, Indonesia. The catalyst used was liquid (free form) lipase Eversa Transform 2.0 (ET 2.0) from Novozyme, which is made from genetically modified *Aspergillus oryzae* microorganism [32]. Commonly, lipase are active in broad range of temperature from 20–60 °C [33,34] and the ET 2.0 was reported to work satisfactorily up to the reaction temperature of 60 °C [35].

## 2.2. Method

### 2.2.1. Degumming

Crude CSO as much as 100 mL was put into a 250 mL flat bottom flask. The oil was then heated using hot plate equipped with a magnetic stirrer at a speed of 600 rpm until the temperature reached 70 °C. Phosphoric acid was subsequently added to the hot oil with the amount of 0.3% (*w/w*) of CSO and heated for 25 min. The oil was cooled at room temperature and put into a 500 mL separatory funnel. Distilled water at a temperature of 40 °C was thereafter added with a volume of 5% of the CSO volume. Subsequent to the degumming process, the mixture was settled in the separatory funnel for 24 h to attain the completion of the separation between the CSO and the residue. After the 24 h decantation process, the two layers were appeared. The top layer of brownish yellow color was the refined CSO, while the dark brown bottom layer was gum, impurities, and water which should be separated. Let the mixture in the separatory funnel for to attain the completion of the separation between the oil and the residue. The degummed CSO was then separated from the residue and was heated in the oven with a temperature of 105 °C to reduce the water content [30]. CSO was then analyzed to determine its physical properties (density, viscosity, and acid number).

### 2.2.2. Interesterification Reaction

After the degumming process, CSO was used as the raw material for biodiesel synthesis via transesterification reaction. CSO as much as 100 mL was introduced into a 250 mL flat bottom three neck flask and added with 10% (*w/w*) liquid lipase. The mixture was heated using a hot plate equipped with a magnetic stirrer with the stirring speed of 600 rpm until it reached the desired temperature. On the other hand, ethyl acetate was warmed up separately up to the similar temperature. When the reactants attained the specified temperature, ethyl acetate was subsequently poured into the reactor and mixed with the CSO and lipase. This incident was recorded as the reaction time of zero ( $t = 0$  h). The ratio of CSO to ethyl acetate was fixed at 1:3. The stoichiometric ratio of the reactants was employed to investigate the optimum reaction conversion that can be obtained without any excess reactant (ethyl acetate) as it was conducted by Manurung et al. [36]. The reaction temperature was varied at 30 °C, 40 °C, 50 °C and 60 °C. The reaction temperature was varied at 30 °C, 40 °C, 50 °C and 60 °C. After the specified temperature was reached, the ethyl acetate with the similar temperature was added with the ratio of CSO to ethyl acetate of 1:3 (stoichiometric ratio). The reaction time was 1–5 h. Sample was taken periodically every 1 h of the reaction time. Prior to the analysis, sample was centrifuged with the centrifugation speed of 40,000 rpm for 15 min to separate between biodiesel product and the catalyst residue. The sample analysis was carried out using Gas Chromatography-Mass Spectroscopy (GC-MS). The independent variables for the experimental work is shown in Table 1.

**Table 1.** Independent Variables.

Variable	Values
Reaction Time	1, 2, 3, 4, and 5 h
Reaction Temperature	30 °C, 40 °C, 50 °C, and 60 °C
Catalyst Concentration	10%, 15%, and 20%

### 2.2.3. Gas Chromatography-Mass Spectroscopy (GC-MS)

Analysis of the fatty acid composition of the biodiesel was determined using a Gas Chromatography-Mass Spectrometer (GC-MS QP2010 SE) with a column flow rate of 1.20 mL/min, an oven column temperature of 65 °C, a pressure of 74.5 kPa, and an injection temperature of 250 °C with split injection mode. The internal standard used was heptadecanoic acid, methyl ester.

#### 2.2.4. Response Surface Methodology Analysis

The GC-MS data was utilized to determine the reaction conversion. The results were subsequently analyzed using response surface methodology (RSM) with the Box–Behnken Design (BBD) model on Design Expert software to determine the optimum operation condition. The BBD is a vigorous and extensively applied model for biodiesel synthesis optimization and parameter analysis [31]. The levels of the tested parameters for the BBD experiment are presented in Table 2.

**Table 2.** Levels of Tested Parameters for Box–Behnken Design (BBD).

Independent Factor	Units	Symbol	Level	
			Low	High
Temperature	°C	A	30	50
Reaction Time	hours	B	1	5
Catalyst Concentration	%	C	10	20

### 3. Results and Discussion

#### 3.1. Effects of the Degumming Process on the CSO Properties

Naturally, crude CSO contains phospholipids, sterols, free fatty acids, waxes, oil-soluble pigments and hydrocarbons. Degumming is the initial and essential refining process of crude vegetable oil to remove phospholipids and gums [37]. To date, there are various methods that can be employed to degum vegetable oil, explicitly water, acid, enzymatic, and membrane degumming techniques. Water degumming and acid degumming are the most used methods for vegetable degumming at an industrial scale [38]. Those methods are simple, easy, and low cost. However, water degumming is less effective compared to the acid method. The gum is comprised of hydratable (HP) and non-hydratable phosphatides (NHP). HP can be eliminated using water. In contrast, NHP cannot be eradicated via water degumming [15,16]. Thus, the acid degumming method is more advantageous in that it can remove both the HP and NHP. However, water degumming is less effective compared to acid degumming. Thus, the acid degumming method is more advantageous. The most used acids for the degumming process are phosphoric or citric acid, with a suggested concentration between 0.05–2% *w/w* oil [39]. In this work, 0.3% phosphoric acid was applied [23,40]. After the degumming process, the black color of the CSO turns reddish-yellow due to the loss of the phospholipids compound in crude CSO. Phospholipids can form dark colors in vegetable oil as a result of the autoxidation process of these compounds during storage. The condensation reaction between the amino groups in phospholipids with aldehydes will yield melanophosphatides compounds which give a dark color to the oil [41]. Thus, removal of phospholipids in CSO will reduce the occurrence of the abovementioned reaction and diminish the color intensity.

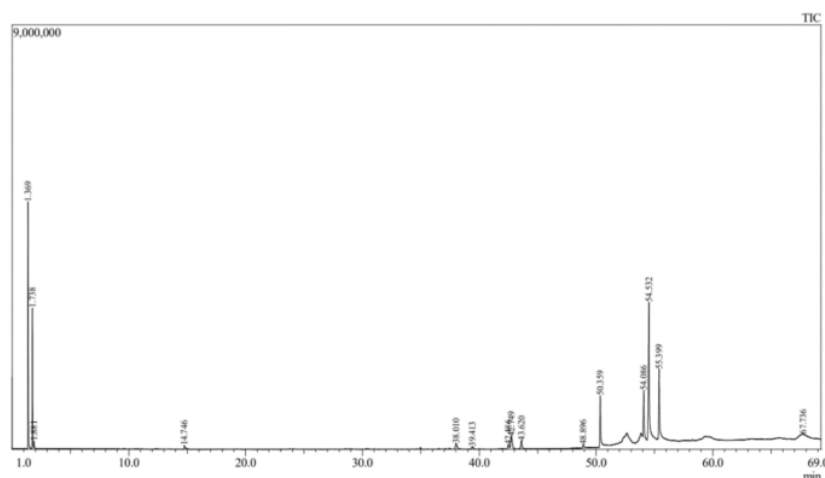
The degumming process can improve the properties of CSO. In this work, the density, viscosity, and acid number of crude and degummed CSO were tested experimentally. The effects of the degumming process on the physicochemical properties of CSO is indicated in Table 3. It was obvious that the density and viscosity of the CSO were slightly decreasing after the degumming process due to the removal of gum and other impurities. The effect of the degumming process on the CSO properties is indicated in Table 2. It was revealed that the density and viscosity of the CSO slightly decreased after the degumming process. It occurred with the removal of gum and other impurities. Besides, degumming also leads to a lessening of the acid number of the oil which is attributable to the decrease of the acid number and the existence of free fatty acids (FFA) in the oil during the degumming process. This phenomenon is in line with the data reported by Adekunle et al. [42]. The fatty acid composition of the CSO after undergoing the degumming process is presented in the Table 4, based on the interpretation of the chromatogram shown in Figure 1.

**Table 3.** Effects of Degumming Process on the Properties of CSO.

CSO Properties	Before Degumming	After Degumming
Density (kg/m <sup>3</sup> )	941	937
Viscosity (mm <sup>2</sup> /s)	63.42	59.73
Acid Number (mg KOH/g CSO)	64.62	48.24
Free Fatty Acid Content (%)	32.47	24.25

**Table 4.** Fatty Acid Composition of the CSO after Degumming Process.

Fatty Acid	Molecular Weight (g/mol)	Area (%)
Palmitic Acid	256.22	7.82
Linoleic Acid	280.45	16.82
Oleic Acid	282.52	26.62
Stearic Acid	284.47	8.86
Arachidic Acid	312.54	0.31

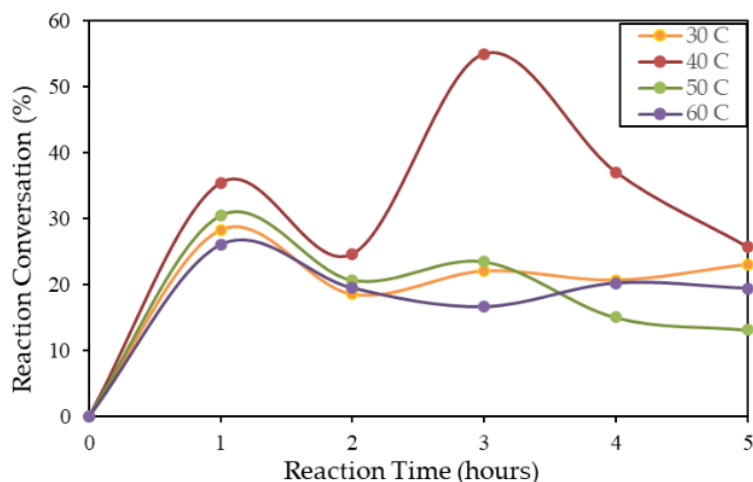
**Figure 1.** Chromatogram of the CSO after Degumming Process.

### 3.2. Effects of the Temperature on the Interesterification Reaction Conversion

After the degumming process, CSO directly underwent the interesterification process with ethyl acetate in the presence of the lipase catalyst. As depicted in Table 2, the crude and degummed CSO contained high FFA of 32.47% and 24.25%, respectively, which were over 2 mgKOH/g. However, the enzymatic reaction is generally insensitive to the existence of the FFA impurities in the oil feedstock. The possibility of the undesired saponification reaction can be neglected. Therefore, a specific pre-treatment for reducing the FFA content of CSO was considered unnecessary since the FFA presentation in the oil does not affect the enzymatic catalyzed reaction [22,43].

The influences of the reaction time and temperature on the reaction conversion were observed at a fixed lipase catalyst concentration of 10% (*w/w*). The result is exhibited in Figure 2. Basically, lipases are active in a temperature range of 20–60 °C [33,34] and the ET 2.0 lipase can work up to 60°C [35]. Moreover, the reaction time is often studied for up to 12 h, but the significant reaction rate is in the range of 0–5 h [44]. In this work, it was disclosed that the highest reaction conversion was 54.99%, obtained at a reaction temperature of 40 °C and a reaction time of 3 h. Commonly, the reaction conversion is enhanced with the increasing of the reaction temperature and reaction time, since at the higher temperature the viscosity of the liquid decreases, causing the higher solubility of reactants,

mass diffusion, rate of reaction, and conversion [45]. However, in this work, the reaction conversion decreased when the reaction was performed at 50 °C for 5 h. This trend was in accordance with the results recorded by Gusniah et al. [46], where it was reported that the lipase enzyme catalyst activity in the transesterification reaction of waste cooking oil reached an optimum performance at 40 °C and it declined to some extent when the temperature rose to 50 °C, which happened when the lipase catalyst began to denature, causing damage of the active part of the enzyme at the higher temperature. Beyond the optimum temperature, the lipase catalyst becomes unstable and misplaces its tertiary structure, which causes the shortfall in its activity [45]. It thus leads to the decline of the reaction rate and conversion. Generally, the lipase enzyme reached the highest activity at the temperature of 40–45 °C as stated by Murtius et al. [47], Ayinla et al. [48], and Yazid [49].



**Figure 2.** Effects of the reaction time and temperature on the reaction conversion at a fixed lipase catalyst concentration of 10% (*w/w*).

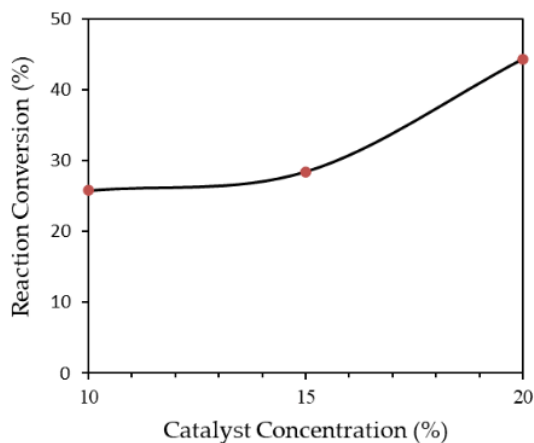
### 3.3. Effects of the Catalyst Concentration *E* on the Interesterification Reaction Conversion

Investigation on the influence of the lipase catalyst concentration was carried out at the molar ratio of oil to ethyl acetate of 1:3, a reaction temperature of 40 °C and a reaction time of 5 h. The lipase concentrations studied were 10%, 15%, and 20%. Figure 3 has shown that the optimum catalyst concentration was 15%, resulting in the reaction conversion of 28.445%. This result was in agreement with the results obtained by Gusniah et al. [46] which indicated that the highest lipase catalyst loading was 15%. However, the reaction conversion in this work was still low compared to those obtained in other research as the reaction was conducted with the low molar ratio of oil and ethyl acetate (1:3) and a short reaction time (5 h). By comparison, Sun et al. [44] achieved a 94.2% yield for the transesterification of semen Abutili seed oil in the presence of a similar lipase catalyst but at an excess molar ratio of oil and alcohol (1:7) and a longer reaction time (11 h).

Subheddar and Gogate [29] carried out the interesterification reaction of waste cooking oil and methyl acetate using immobilized lipase obtained from *Thermomyces lanuginosus* (Lipozyme TLIM) as a catalyst. The optimum reaction was demonstrated at the oil: methyl acetate molar ratio of 1:12, enzyme concentration of 6% (*w/v*), reaction temperature of 40 °C and reaction time of 24 h. Biodiesel yield was 90.1% under these operation conditions, which was higher than the results obtained in this work. A higher reaction conversion was obtained as the reaction was conducted on an excessive molar ratio and an extensively longer reaction time (24 h). Besides, this reaction employed an immobilized lipase, in which the lipase was attached on the carrier substrate, which led to higher product



purity. Thus, it can be deduced that the lipase-catalyzed reaction in this work resulted in a lower conversion due to a shorter reaction time and low molar ratio of the reactants, which did not exceed the stoichiometric ratio. Besides that, utilization of the liquid lipase can reduce the apparent concentration of biodiesel yield since it can act as an impurity in the final biodiesel product.



**Figure 3.** Effects of the lipase catalyst concentration at the reaction temperature of 40 °C and reaction time of 5 h.

#### 3.4. Response Surface Methodology (RSM) Analysis

Response surface methodology (RSM) is the broadest employed method of experimental design for optimization. This technique applies mathematical and statistical methods for modeling and analyzing a process which involves numerous parameters. The purpose of the RSM is to optimize the response variables [29]. The factors that influence the process are entitled dependent variables. Meanwhile, the responses are named as dependent variables. Therefore, analysis using RSM is useful in designing operating conditions to achieve the targeted conversion. Many studies have shown that the most applicable tools in RSM for optimization of biodiesel production process are the Box–Behnken Design (BBD) and Central Composite Design (CCD) tools [50]. BBD is favored over CCD since it provides higher efficiency but more economical [51,52]. To evade the failure and extreme reaction variables value, BBD is limited to three levels. Hence, BBD typically has no factorial points. The BBD tool was also utilized by Sharma et al. [53] and Rokni et al. [54].

In this study, BBD was applied to obtain the best operating conditions and highest conversion for biodiesel synthesis via interesterification reaction within the ranges of the parameter values studied. The Box–Behnken Design (BBD) tool in RSM was used to evaluate the effect of the independent variables (reaction time, reaction temperature, and catalyst concentration). The experimental data of the reaction conversion compared with the prediction using BBD is exhibited in Table 5.

The parameters used to obtain the appropriate model to predict the response results must match the observed model to the experimental data. Analysis of variance (ANOVA) is accomplished using the most common types of polynomial models, namely linear, interactive (2FI), quadratic and cubic can be applied to predict the response variables of experimental data. Several parameters such as sequential  $p$ -value, lack of fit  $p$ -value, adjusted  $R^2$ , predicted  $R^2$  and Adiq precision were used to conclude the most suitable type of model for the optimization of the conversion of biodiesel produced from CSO. In this study, optimization using RSM was initially performed using the quadratic model. The ANOVA quadratic model is presented in Table 6.

Table 5. Experimental data of the reaction conversion and the prediction using BBD.

Run	Temperature, °C	Reaction Time, h	Catalyst Concentration, % <i>w/w</i>	Reaction Conversion, %		Error, %
				Experiment	Prediction	
1	40	3	15	12.92	18.15	40.4
2	30	3	10	22.08	19.877	9.97
3	40	5	20	48.92	48.03	1.8
4	30	3	20	27.75	27.33	1.5
5	40	5	10	25.77	26.66	3.4
6	40	3	15	18.27	18.15	0.6
7	30	1	15	23.41	24.72	5.6
8	50	5	15	14.90	13.59	8.8
9	40	1	20	13.55	12.66	6.5
10	30	5	15	22.10	23.41	5.9
11	40	3	15	23.25	18.15	21.9
12	40	1	10	35.43	36.32	2.5
13	50	1	15	26.82	25.51	4.8
14	50	3	20	12.01	14.22	18.3
15	50	3	10	23.53	23.96	1.7

Table 6. ANOVA of the Quadratic Model.

Source	Sum of Squares	DF	Mean Square	F-Value	<i>p</i> -Value	
Model	1007.96	9	112.00	2.13	0.2098	not significant
A-Suhu	40.83	1	40.83	0.7760	0.4187	
B-Waktu	19.45	1	19.45	0.3696	0.5698	
C-Katalis	2.61	1	2.61	0.0497	0.8325	
AB	28.14	1	28.14	0.5348	0.4974	
AC	73.90	1	73.90	1.40	0.2892	
BC	507.01	1	507.01	9.64	0.0267	
A <sup>2</sup>	32.27	1	32.27	0.6134	0.4690	
B <sup>2</sup>	161.73	1	161.73	3.07	0.1399	
C <sup>2</sup>	139.90	1	139.90	2.66	0.1639	
Residual	263.06	5	52.61			
Lack of Fit	209.74	3	69.91	2.62	0.2881	not significant
Pure Error	53.32	2	26.66			
Cor Total	1271.02	14				

Based on the quadratic model, it was revealed that the *p*-value was 0.2098, which did not meet the requirement of the *p*-value < 0.05 as demonstrated in Table 6. Hence, the quadratic model was not significant for this case. To overcome this obstacle, a modified model was developed to obtain the significant model [55]. Modification of the model showed that the reduced cubic model was a significant model (Table 7).

Table 7. ANOVA of the reduced cubic model.

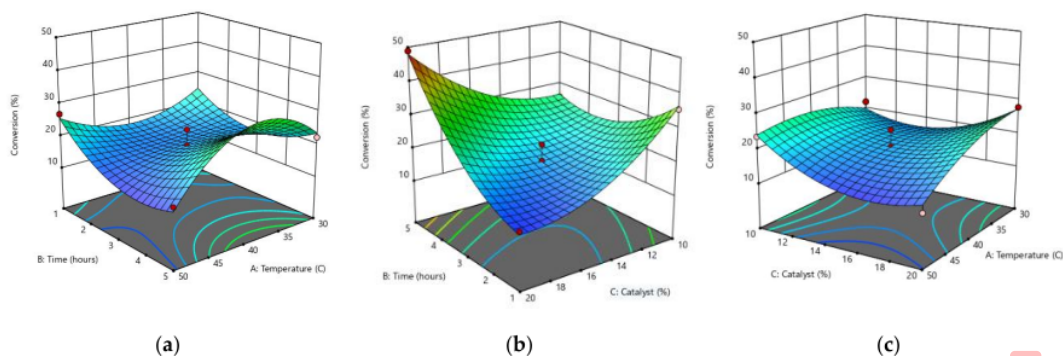
Source	Sum of Squares	DF	Mean Square	F-Value	<i>p</i> -Value	
Model	1197.58	10	119.76	6.52	0.0428	significant
A-Suhu	40.83	1	40.83	2.22	0.2102	
B-Waktu	165.26	1	165.26	9.00	0.0399	
C-Katalis	2.61	1	2.61	0.1423	0.7252	
AB	28.14	1	28.14	1.53	0.2834	
AC	73.90	1	73.90	4.03	0.1153	

BC	507.01	1	507.01	27.62	0.0063	
A <sup>2</sup>	32.27	1	32.27	1.76	0.2555	
B <sup>2</sup>	161.73	1	161.73	8.81	0.0412	
C <sup>2</sup>	139.90	1	139.9	7.62	0.0508	
A <sup>2</sup> B	189.62	1	189.62	10.33	0.0325	
Residual	73.44	4	18.36			
Lack of Fit	20.12	2	10.06	0.3773	0.7260	not significant
Pure Error	53.32	2	26.66			
Cor Total	1271.02	14				
Adeq Precision	9.6401					

It was found that the  $p$ -value of the modified cubic model was 0.0428, which met the requirement of  $p$ -value > 0.05. Furthermore, the value of lack-of-fit was examined. Lack-of-fit is a test that analyzes how satisfactory the full models suit with the data. Models with a significant lack-of-fit should not be applied for predictions. In this work, the lack-of-fit was not significant, which meant that the model could be employed for the prediction. The value of adeq precision is the measure of the ratio of the signal to the disturbance. The expected value of the ratio is > 4 [50]. This model provided the value of the Adeq precision of 9.6401, indicating that the model is proper. Therefore, the reduced cubic model can be used to describe the response on the reaction conversion. The empirical correlation of the reduced cubic model in the form of polynomial order for the reaction conversion in the CSO esterification is displayed in Equation (3).

$$\text{Conversion (\%)} = 18.15 - 2.26 A + 6.43 B - 0.5715 C - 2.65 AB - 4.30 AC + 11.26 BC - 2.96 A^2 + 6.62 B^2 + 6.16 C^2 - 9.74 A^2B \quad (3)$$

where, A is the reaction temperature (°C), B is the reaction time (min) and C is the Catalyst Concentration (%). Based on the reduced cubic model, analysis on the effects and the process variables interaction on the response variable were carried out using 3D RSM graphs. The results are presented in Figure 4.

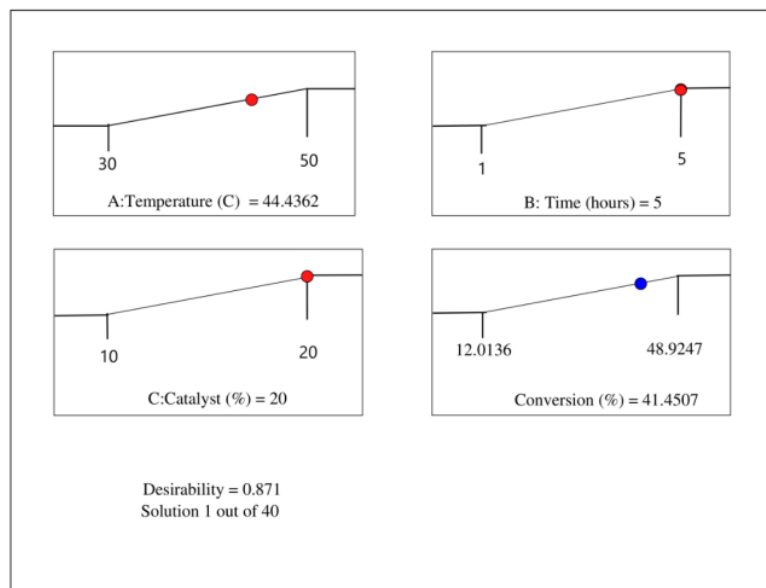


**Figure 4.** The 3D RSM graph representing the effects of (a) reaction time and temperature; (b) reaction time and catalyst concentration; (c) reaction temperature and catalyst concentration to the reaction conversion.

Figure 4a shows the interaction between temperature and reaction time which gives a significant change to the increase in conversion. It was found that there was an increase in conversion at the temperature of 40 °C and reaction time of 5 h. This phenomenon is in line with the investigation of Handayani et al. [55], which reported that the optimum conversion was obtained at the temperature of 45 °C and reaction time of 6 h. Figure 4b discloses that the longer the reaction time employed, the higher the conversion achieved, as

the reaction time is directly proportional to the amount of product yielded. Li et al. [56] observed that the reaction conversion of *Pseudomonas cepacia* lipase was low at the reaction time of 3 h. (44%). On the contrary, it rose to 73% when the reaction time was extended to 12 h. Figure 4c bares that the lower the reaction temperature applied, the higher the conversion. This occurred because the lipase enzyme activity worked at the temperature of 30–45 °C. In the enzymatic reaction, the increase of the temperature will promote the reaction rate and accordingly the reaction conversion due to the decrease of the viscosity which enhance the solubility of oil and methanol. However, at a certain temperature, the reaction conversion declined, invoking the enzyme deactivation [57]. Meanwhile, the addition of the catalyst concentration increased the reaction conversion. This result was in line with the description of Gusniah et al. [46]. This indicated that increasing the amount of the enzyme employed will provide a higher amount of the available active sites for the reaction, leading to a higher reaction conversion.

The Derringer method is utilized to optimize the response which is characterized by the presence of a desirability function. Desirability shows how close the optimization results are to the optimum point. The desirability function (DF) is constructed on the transformation of all the acquired responses from different scales into a scale-free value. The values of DF range from 0 to 1. The value 0 means that the factors provide an undesirable response. On the other hand, the value 1 denotes the optimal performance of the evaluated factor [58]. Hence, the desirability value which is close to 1 is the expected value. However, the RSM analysis is not only to find the desirability value, which is equal to 1, but to determine the conditions that match expectations. The multiple correlation coefficient ( $R^2$ ) was closed to 1. It denoted that the models have good predictive ability. Based on the RSM analysis results, the highest reaction conversion was 41.46%, attained at a temperature of 44.43 °C, a reaction time of 5 h, and a catalyst concentration of 20%, with a desirability value of 0.733 as shown in Figure 5. This finding can be stated as the local optimum within the certain parameter range studied, which is worthwhile as a basis for developing process intensification in order to obtain a higher conversion.



**Figure 5.** The highest reaction conversion based on the RSM analysis.

#### 4. Conclusions

Based on the RSM analysis, it was revealed that the reaction time and catalyst concentration had significant effects on the conversion of the transesterification reaction of CSO with ethyl acetate in the presence of lipase catalysts for biodiesel synthesis. The results of the analysis showed that the highest reaction conversion was 41.46% at the reaction temperature, reaction time, and catalyst concentration of 44.40 °C, 5 h, and 20%, respectively, which can be stated as the local optimum. While the results are good, it is not economically feasible for industrial-scale biodiesel production and purposes in its current condition. Therefore, further process intensification is necessary to enhance the reaction conversion and biodiesel yield.

**Author Contributions:** Conceptualization, R.D.K. and H.V.; methodology, D.H. and F.H.; software, H.P.; validation, R.D.K., D.H. and H.P.; formal analysis, N.N. and E.D.N.A.; investigation, R.D.K., H.P., N.N. and E.D.N.A.; resources, R.D.K.; data curation, N.N. and E.D.N.A.; writing—original draft preparation, R.D.K.; writing—review and editing, R.D.K., H.P. and M.N.M.R.; visualization, N.N. and E.D.N.A.; supervision, R.D.K.; funding acquisition, R.D.K. All authors have read and agreed to the published version of the manuscript.

**Funding:** This research was funded by the Research and Community Service Institute (LPPM) of Universitas Negeri Semarang through International Collaboration Research Scheme (UNNES-UiTM) 2021 with the Contract Number of 10.26.4/UN37/PPK.3.1/2021.

**Data Availability Statement:** Not applicable.

**Conflicts of Interest:** The authors declare no conflict of interest.

#### References

1. Akram, F.; Haq, I.U.; Raja, S.I.; Mir, A.S.; Qureshi, S.S.; Aqeel, A.; Shah, F.I. Current Trends in Biodiesel Production Technologies and Future Progressions: A Possible Displacement of the Petro-Diesel. *J. Clean. Prod.* **2022**, *370*, 133479. <https://doi.org/10.1016/j.jclepro.2022.133479>.
2. Nayab, R.; Imran, M.; Ramzan, M.; Tariq, M.; Taj, M.B.; Akhtar, M.N.; Iqbal, H.M.N. Sustainable Biodiesel Production via Catalytic and Non-Catalytic Transesterification of Feedstock Materials—A Review. *Fuel* **2022**, *328*, 125254. <https://doi.org/10.1016/j.fuel.2022.125254>.
3. Khan, I.W.; Naeem, A.; Farooq, M.; Ghazi, Z.A.; Saeed, T.; Perveen, F.; Malik, T. Biodiesel Production by Valorizing Waste Non-Edible Wild Olive Oil Using Heterogeneous Base Catalyst: Process Optimization and Cost Estimation. *Fuel* **2022**, *320*, 123828. <https://doi.org/10.1016/j.fuel.2022.123828>.
4. Kusumaningtyas, R.D.; Ratrianti, N.; Purnamasari, I.; Budiman, A. Kinetics Study of Jatropha Oil Esterification with Ethanol in the Presence of Tin (II) Chloride Catalyst for Biodiesel Production. *AIP Conf. Proc.* **2017**, *1788*, 30086. <https://doi.org/10.1063/1.4968339>.
5. Rahul Soosai, M.; Moorthy, I.M.G.; Varalakshmi, P.; Yonas, C.J. Integrated Global Optimization and Process Modelling for Biodiesel Production from Non-Edible Silk-Cotton Seed Oil by Microwave-Assisted Transesterification with Heterogeneous Calcium Oxide Catalyst. *J. Clean. Prod.* **2022**, *367*, 132946. <https://doi.org/10.1016/j.jclepro.2022.132946>.
6. Chang, A.; Pan, J.H.; Lai, N.C.; Tsai, M.C.; Mochizuki, T.; Toba, M.; Chen, S.Y.; Yang, C.M. Efficient Simultaneous Esterification/Transesterification of Non-Edible Jatropha Oil for Biodiesel Fuel Production by Template-Free Synthesized Nanoporous Titanosilicates. *Catal. Today* **2020**, *356*, 56–63. <https://doi.org/10.1016/j.cattod.2019.10.006>.
7. Gohar Khan, S.; Hassan, M.; Anwar, M.; Zeshan; Masood Khan, U.; Zhao, C. Mussel Shell Based CaO Nano-Catalyst Doped with Praseodymium to Enhance Biodiesel Production from Castor Oil. *Fuel* **2022**, *330*, 125480. <https://doi.org/10.1016/j.fuel.2022.125480>.
8. Lüneburger, S.; Lazzarin Gallina, A.; Cabreira Soares, L.; Moter Benvegnú, D. Biodiesel Production from Hevea Brasiliensis Seed Oil. *Fuel* **2022**, *324*, 124639. <https://doi.org/10.1016/j.fuel.2022.124639>.
9. Amriya Tasneem, H.R.; Ravikumar, K.P.; Ramakrishna, H.V. Performance and Wear Debris Characteristics of Karanja Biodiesel and Biolubricant as a Substitute in a Compression Ignition Engine. *Fuel* **2022**, *319*, 123870. <https://doi.org/10.1016/j.fuel.2022.123870>.
10. Sayyed, S.; Das, R.K.; Kulkarni, K. Experimental Investigation for Evaluating the Performance and Emission Characteristics of DICI Engine Fueled with Dual Biodiesel-Diesel Blends of Jatropha, Karanja, Mahua, and Neem. *Energy* **2022**, *238*, 121787. <https://doi.org/10.1016/j.energy.2021.121787>.
11. Kanwar Gaur, R.; Goyal, R. A Review: Effect on Performance and Emission Characteristics of Waste Cooking Oil Biodiesel-Diesel Blends on IC Engine. *Mater. Today Proc.* **2022**, *63*, 643–646. <https://doi.org/10.1016/j.matpr.2022.04.447>.

12. Buchori, L.; Widayat, W.; Hadiyanto, H.; Satriadi, H.; Chasanah, N.; Kurniawan, M.R. Modification of Magnetic Nanoparticle Lipase Catalyst with Impregnation of Activated Carbon Oxide (ACO) in Biodiesel Production from PFAD (Palm Fatty Acid Distillate). *Bioresour. Technol. Rep.* **2022**, *19*, 101137. <https://doi.org/10.1016/j.biteb.2022.101137>.
13. Adenuga, A.A.; Oyekunle, J.A.O.; Idowu, O.O. Pathway to Reduce Free Fatty Acid Formation in Calophyllum Inophyllum Kernel Oil: A Renewable Feedstock for Biodiesel Production. *J. Clean. Prod.* **2021**, *316*, 128222. <https://doi.org/10.1016/j.jclepro.2021.128222>.
14. Rasyid, R.; Malik, R.; Kusuma, H.S.; Roesyadi, A.; Mahfud, M. Triglycerides Hydrocracking Reaction of Nyamplung Oil with Non-Sulfided CoMo/ $\gamma$ -Al<sub>2</sub>O<sub>3</sub> Catalysts. *Bull. Chem. React. Eng. Catal.* **2018**, *13*, 196–203. <https://doi.org/10.9767/bcrec.13.2.734.196-203>.
15. Kulkarni, V.; Jain, S.; Khatri, F.; Vijayakumar, T. Degumming of Pongamia Pinnata by Acid and Water Degumming Methods. *Int. J. ChemTech Res.* **2014**, *6*, 3969–3978.
16. Dijkstra, A.J. About Water Degumming and the Hydration of Non-Hydratable Phosphatides. *Eur. J. Lipid Sci. Technol.* **2017**, *119*, 1600496. <https://doi.org/10.1002/ejlt.201600496>.
17. Dumitru, M.G. Degumming Role of Sunflower Oil (*Helianthus Annuus*) on Biodiesel Quality. *Rev. Chim.* **2019**, *70*, 54–58. <https://doi.org/10.37358/rc.19.1.6850>.
18. Sharma, Y.C.; Yadav, M.; Upadhyay, S.N. Latest Advances in Degumming Feedstock Oils for Large-Scale Biodiesel Production. *Biofuels, Bioprod. Biorefining* **2019**, *13*, 174–191. <https://doi.org/10.1002/bbb.1937>.
19. Fauzan, N.A.; Tan, E.S.; Pua, F.L.; Muthaiyah, G. Physicochemical Properties Evaluation of Calophyllum Inophyllum Biodiesel for Gas Turbine Application. *South African J. Chem. Eng.* **2020**, *32*, 56–61. <https://doi.org/10.1016/j.sajce.2020.02.001>.
20. Mazaheri, H.; Ong, H.C.; Amini, Z.; Masjuki, H.H.; Mofijur, M.; Su, C.H.; Badruddin, I.A.; Yunus Khan, T.M. An Overview of Biodiesel Production via Calcium Oxide Based Catalysts: Current State and Perspective. *Energies* **2021**, *14*, 3950. <https://doi.org/10.3390/en14133950>.
21. Kusumaningtyas, R.D.; Prasatiawan, H.; Pratama, B.R.; Prasetya, D.; Hisyam, A. Esterification of Non-Edible Oil Mixture in Reactive Distillation Column over Solid Acid Catalyst: Experimental and Simulation Study. *J. Phys. Sci.* **2018**, *29*, 215–226. <https://doi.org/10.21315/jps2018.29.s2.17>.
22. Sebastian, J.; Muraleedharan, C.; Santhiagu, A. A Comparative Study between Chemical and Enzymatic Transesterification of High Free Fatty Acid Contained Rubber Seed Oil for Biodiesel Production. *Cogent Eng.* **2016**, *3*, 1178370. <https://doi.org/10.1080/23311916.2016.1178370>.
23. Kusumaningtyas, R.D.; Purnamasari, I.; Mahmudati, R.; Prasatiawan, H. Chapter 17—Interesterification Reaction of Vegetable Oil and Alkyl Acetate as Alternative Route for Glycerol-Free Biodiesel Synthesis. In *Biofuels and Bioenergy*; Gurunathan, B., Zakaria, Z.A., Sahadevan, R., Eds.; Elsevier: Amsterdam, The Netherlands, 2022; pp. 435–452. ISBN 978-0-323-90040-9.
24. dos Santos Ribeiro, J.; Celante, D.; Simões, S.S.; Bassaco, M.M.; da Silva, C.; de Castilhos, F. Efficiency of Heterogeneous Catalysts in Interesterification Reaction from Macaw Oil (*Acrocomia Aculeata*) and Methyl Acetate. *Fuel* **2017**, *200*, 499–505. <https://doi.org/10.1016/j.fuel.2017.04.003>.
25. Mufrodi, Z.; Rochmadi; Sutijan; Budiman, A. Synthesis Acetylation of Glycerol Using Batch Reactor and Continuous Reactive Distillation Column. *Eng. J.* **2014**, *18*, 29–39. <https://doi.org/10.4186/ej.2014.18.2.29>.
26. Odibi, C.; Babaie, M.; Zare, A.; Nabi, M.N.; Bodisco, T.A.; Brown, R.J. Exergy Analysis of a Diesel Engine with Waste Cooking Biodiesel and Triacetin. *Energy Convers. Manag.* **2019**, *198*, 111912. <https://doi.org/10.1016/j.enconman.2019.111912>.
27. He, Y.; Li, K.; Wang, J.; Xu, L.; Yan, J.; Yang, M.; Yan, Y. A Novel Strategy for Biodiesel Production by Combination of Liquid Lipase, Deep Eutectic Solvent and Ultrasonic-Assistance in Scaled-up Reactor: Optimization and Kinetics. *J. Clean. Prod.* **2022**, *372*, 133740. <https://doi.org/10.1016/j.jclepro.2022.133740>.
28. Mangiagalli, M.; Ami, D.; de Divitiis, M.; Brocca, S.; Catelani, T.; Natalello, A.; Lotti, M. Short-Chain Alcohols Inactivate an Immobilized Industrial Lipase through Two Different Mechanisms. *Biotechnol. J.* **2022**, *17*, 2100712. <https://doi.org/10.1002/biot.202100712>.
29. Subhedar, P.B.; Gogate, P.R. Ultrasound Assisted Intensification of Biodiesel Production Using Enzymatic Interesterification. *Ultrason. Sonochemistry* **2016**, *29*, 67–75. <https://doi.org/10.1016/j.ultsonch.2015.09.006>.
30. Kusumaningtyas, R.D.; Haifah; Widjanarko, D.; Prasatiawan, H.; Budiono, Y.W.P.; Kusuma, A.D.H.; Anggraeni, N.D.; Kurnita, S.C.F. Experimental and Kinetic Study of Free Fatty Acid Esterification Derived from Ceiba Pentandra Seed Oil with Ethanol. *Proc. J. Phys. Conf. Ser.* **2021**, *1918*, 032022.
31. Ansori, A.; Mahfud, M. Ultrasound Assisted Interesterification for Biodiesel Production from Palm Oil and Methyl Acetate: Optimization Using RSM. *J. Phys. Conf. Ser.* **2021**, *1747*, 012044. <https://doi.org/10.1088/1742-6596/1747/1/012044>.
32. Remonato, D.; Oliveira, J.V.; Guisan, J.M.; Oliveira, D.; Ninow, J.; Fernandez-Lorente, G. Immobilization of Eversa Lipases on Hydrophobic Supports for Ethanolysis of Sunflower Oil Solvent-Free. *Appl. Biochem. Biotechnol.* **2022**, *194*, 2151–2167. <https://doi.org/10.1007/s12010-021-03774-8>.
33. Samsumaharto, R.A. PARTIAL CHARACTERIZATION of Lipase from COCOA BEANS (*Theobroma Cacao*. L.) of Clone PBC 159. *Indones. J. Chem.* **2010**, *8*, 448–453. <https://doi.org/10.22146/ijc.21604>.
34. Thongprajukaew, K.; Kovitvadh, U.; Engkagul, A.; Rungruangsak-Torrissen, K. Characterization and Expression Levels of Protease Enzymes at Different Developmental Stages of Siamese Fighting Fish (*Betta Splendens* Regan, 1910). *Kasetsart J. Nat. Sci.* **2010**, *44*, 411–423.

35. Gutierrez-Lazaro, A.; Velasco, D.; Boldrini, D.E.; Yustos, P.; Esteban, J.; Ladero, M. Effect of Operating Variables and Kinetics of the Lipase Catalyzed Transesterification of Ethylene Carbonate and Glycerol. *Fermentation* **2018**, *4*, 75. <https://doi.org/10.3390/fermentation4030075>.
36. Manurung, R.; Hasibuan, R.; Taslim, T.; Rahayu, N.S.; Darusmy, A. Enzymatic Transesterification of DPO to Produce Biodiesel by Using Lipozyme RM IM in Ionic Liquid System. *Procedia Soc. Behav. Sci.* **2015**, *195*, 2485–2491. <https://doi.org/10.1016/j.sbspro.2015.06.310>.
37. dos Passos, R.M.; da Silva, R.M.; de Almeida Pontes, P.V.; Morgano, M.A.; Meirelles, A.J.A.; Stevens, C.V.; Ferreira, M.C.; Sampaio, K.A. Phospholipase Cocktail: A New Degumming Technique for Crude Soybean Oil. *LWT* **2022**, *159*, 113197. <https://doi.org/10.1016/j.lwt.2022.113197>.
38. Zhang, L.; Akhymetkan, S.; Chen, J.; Dong, Y.; Gao, Y.; Yu, X. Convenient Method for the Simultaneous Production of High-Quality Fragrant Rapeseed Oil and Recovery of Phospholipids via Electrolyte Degumming. *LWT* **2022**, *155*, 112947. <https://doi.org/10.1016/j.lwt.2021.112947>.
39. Costa, E.; Almeida, M.F.; Alvim-Ferraz, M.d.C.; Dias, J.M. Effect of Crambe Abyssinica Oil Degumming in Phosphorus Concentration of Refined Oil and Derived Biodiesel. *Renew. Energy* **2018**, *124*, 27–33. <https://doi.org/10.1016/j.renene.2017.08.089>.
40. Handayani, P.A.; Wulansarie, R.; Husaen, P.; Ulfayanti, I.M. ESTERIFICATION OF NYAMPLUNG (Calophyllum Inophyllum) OIL WITH IONIC LIQUID CATALYST OF BMIMHSO4 AND MICROWAVES-ASSISTED. *J. Bahan Alam Terbarukan* **2018**, *7*, 59–63. <https://doi.org/10.15294/jbat.v7i1.11407>.
41. Chew, S.C.; Nyam, K.L. Chapter 6—Refining of Edible Oils. In *Lipids and Edible Oils*; Galanakis, C., Ed.; Academic Press: Cambridge, MA, USA, 2020; pp. 213–241. ISBN 978-0-12-817105-9.
42. Adekunle, A.S.; Oyekunle, J.A.O.; Obisesan, O.R.; Ojo, O.S.O.S.; Ojo, O.S.O.S. Effects of Degumming on Biodiesel Properties of Some Non-Conventional Seedoils. *Energy Rep.* **2016**, *2*, 188–193. <https://doi.org/10.1016/j.egy.2016.07.001>.
43. Chang, M.Y.; Chan, E.S.; Song, C.P. Biodiesel Production Catalysed by Low-Cost Liquid Enzyme Eversa® Transform 2.0: Effect of Free Fatty Acid Content on Lipase Methanol Tolerance and Kinetic Model. *Fuel* **2021**, *283*, 119266. <https://doi.org/10.1016/j.fuel.2020.119266>.
44. Sun, S.; Guo, J.; Chen, X. Biodiesel Preparation from Semen Abutili (Abutilon Theophrasti Medic.) Seed Oil Using Low-Cost Liquid Lipase Eversa® Transform 2.0 as a Catalyst. *Ind. Crop. Prod.* **2021**, *169*, 113643. <https://doi.org/10.1016/j.indcrop.2021.113643>.
45. Nhivekar, G.S.; Rathod, V.K. Microwave-Assisted Lipase-Catalyzed Synthesis of Polyethylene Glycol Stearate in a Solvent-Free System. *J. Indian Chem. Soc.* **2021**, *98*, 30–37. <https://doi.org/10.1016/j.jics.2021.100131>.
46. Gusniah, A.; Veny, H.; Hamzah, F. Activity and Stability of Immobilized Lipase for Utilization in Transesterification of Waste Cooking Oil. *Bull. Chem. React. Eng. Catal.* **2020**, *15*, 242–252. <https://doi.org/10.9767/bcrec.15.1.6648.242-252>.
47. Murtius, W.S.; Hari, P.D.; Putri, I.N. The Effect of Incubation Time to the Activity of Lipase Produced by Bacillus Thuringiensis on Coconut (Cocos Nucifera L.) Dregs. *IOP Conf. Ser. Earth Environ. Sci.* **2022**, *1059*, 012076. <https://doi.org/10.1088/1755-1315/1059/1/012076>.
48. Ayinla, Z.A.; Ademakinwa, A.N.; Agboola, F.K. Studies on the Optimization of Lipase Production by Rhizopus Sp. ZAC3 Isolated from the Contaminated Soil of a Palm Oil Processing Shed. *J. Appl. Biol. Biotechnol.* **2017**, *5*. <https://doi.org/10.7324/jabb.2017.50205>.
49. Yazid, E.A. LIPASE ACTIVITY OF MIXTURE OF FERMENTED AVOCADO (Persea Americana), BANANA (Moses Paradisiaca) AND SNAKEFRUIT (Salacca Zalacca). *J. Islam. Pharm.* **2017**, *2*, 51. <https://doi.org/10.18860/jip.v2i1.4252>.
50. Srikanth, H.V.; Venkatesh, J.; Godiganur, S. Box-Behnken Response Surface Methodology for Optimization of Process Parameters for Dairy Washed Milk Scum Biodiesel Production. *Biofuels* **2021**, *12*, 113–123. <https://doi.org/10.1080/17597269.2018.1461511>.
51. Razzaq, L.; Abbas, M.M.; Miran, S.; Asghar, S.; Nawaz, S.; Soudagar, M.E.M.; Shaikat, N.; Veza, I.; Khalil, S.; Abdelrahman, A.; et al. Response Surface Methodology and Artificial Neural Networks-Based Yield Optimization of Biodiesel Sourced from Mixture of Palm and Cotton Seed Oil. *Sustainability* **2022**, *14*, 6130. <https://doi.org/10.3390/su14106130>.
52. Riswanto, F.D.O.; Rohman, A.; Pramono, S.; Martono, S. Application of Response Surface Methodology as Mathematical and Statistical Tools in Natural Product Research. *J. Appl. Pharm. Sci.* **2019**, *9*, 125–133. <https://doi.org/10.7324/JAPS.2019.91018>.
53. Sharma, P.; Sahoo, B.B.; Said, Z.; Hadiyanto, H.; Nguyen, X.P.; Nižetić, S.; Huang, Z.; Hoang, A.T.; Li, C. Application of Machine Learning and Box-Behnken Design in Optimizing Engine Characteristics Operated with a Dual-Fuel Mode of Algal Biodiesel and Waste-Derived Biogas. *Int. J. Hydrogen Energy* **2022**. <https://doi.org/10.1016/j.ijhydene.2022.04.152>.
54. Rokni, K.; Mostafaei, M.; Dehghani Soufi, M.; Kahrizi, D. Microwave-Assisted Intensification of Transesterification Reaction for Biodiesel Production from Camelina Oil: Optimization by Box-Behnken Design. *Bioresour. Technol. Rep.* **2022**, *17*, 100928. <https://doi.org/10.1016/j.biteb.2021.100928>.
55. Handayani, P.A.; Abdullah, A.; Hadiyanto, H. Response Surface Optimization of Biodiesel Production from Nyamplung (Calophyllum Inophyllum) Oil Enhanced by Microwave and Ionic Liquid + NaOH Catalyst. *Period. Polytech. Chem. Eng.* **2019**, *63*, 406–413. <https://doi.org/10.3311/PPch.12965>.
56. Li, L.; Dyer, P.W.; Greenwell, H.C. Biodiesel Production via Trans-Esterification Using Pseudomonas Cepacia Immobilized on Cellulosic Polyurethane. *ACS Omega* **2018**, *3*, 6804–6811. <https://doi.org/10.1021/acsomega.8b00110>.

57. Vela, M.A.F.; Acevedo-Páez, J.C.; Urbina-Suárez, N.; Basto, Y.A.R.; González-Delgado, Á.D. Enzymatic Transesterification Ofwaste Frying Oil from Local Restaurants in East Colombia Using a Combined Lipase System. *Appl. Sci.* **2020**, *10*, 3566. <https://doi.org/10.3390/app10103566>.
58. Amdoun, R.; Khelifi, L.; Khelifi-Slaoui, M.; Amroune, S.; Asch, M.; Assaf-ducrocq, C.; Gontier, E. The Desirability Optimization Methodology; a Tool to Predict Two Antagonist Responses in Biotechnological Systems: Case of Biomass Growth and Hyoscyamine Content in Elicited *Datura Starmonium* Hairy Roots. *Iran. J. Biotechnol.* **2018**, *16*, 11–19. <https://doi.org/10.21859/ijb.1339>.



# Synthesis of Biodiesel via Interesterification Reaction of Calophyllum inophyllum Seed Oil and Ethyl Acetate over Lipase Catalyst: Experimental and Surface Response Methodology Analysis

## ORIGINALITY REPORT

13%

SIMILARITY INDEX

8%

INTERNET SOURCES

11%

PUBLICATIONS

2%

STUDENT PAPERS

## PRIMARY SOURCES

- 1 Preeti B. Subhedar, Parag R. Gogate. "Ultrasound assisted intensification of biodiesel production using enzymatic interesterification", Ultrasonics Sonochemistry, 2016  
Publication 1%
- 2 [www.degruyter.com](http://www.degruyter.com)  
Internet Source 1%
- 3 Siti Aminah Mohd Johari, Muhammad Ayoub, Abrar Inayat, Sami Ullah, Maliha Uroos, Salman Raza Naqvi, Sarah Farukkh. "Utilization of Dairy Scum Waste as a Feedstock for Biodiesel Production via Different Heating Sources for Catalytic Transesterification", ChemBioEng Reviews, 2022  
Publication 1%

4

Ratna Dewi Kusumaningtyas, Haniif Prasetiawan, Widi Astuti, Wara Dyah Pita Rengga, Dimas Rahadian Aji Muhammad. "Design and Construction of Microwave-Assisted Pyrolysis of Waste Coconut Shell for the Isolation of Pyroligneous Acid", KnE Social Sciences, 2019

Publication

<1 %

5

[pubag.nal.usda.gov](http://pubag.nal.usda.gov)

Internet Source

<1 %

6

Submitted to Universiti Sains Malaysia

Student Paper

<1 %

7

Submitted to Universiti Teknologi Malaysia

Student Paper

<1 %

8

[mafiadoc.com](http://mafiadoc.com)

Internet Source

<1 %

9

Pratibha S. Agrawal, Pramod N. Belkhode, Samuel Lalthazuala Rokhum. "Sustainability in Biofuel Production Technology", Wiley, 2022

Publication

<1 %

10

Gwi-Taek Jeong. "Synthesis of Rapeseed Biodiesel Using Short-Chained Alkyl Acetates as Acyl Acceptor", Applied Biochemistry and Biotechnology, 10/06/2009

Publication

<1 %

11 Murat Kadir Yesilyurt, Mustafa Aydin. <1 %  
"Experimental investigation on the performance, combustion and exhaust emission characteristics of a compression-ignition engine fueled with cottonseed oil biodiesel/diethyl ether/diesel fuel blends", Energy Conversion and Management, 2020  
Publication

---

12 Rajan Jog, Diane J. Burgess. <1 %  
"Comprehensive quality by design approach for stable nanocrystalline drug products", International Journal of Pharmaceutics, 2019  
Publication

---

13 [www.researchsquare.com](http://www.researchsquare.com) <1 %  
Internet Source

---

14 Submitted to Asian Institute of Technology <1 %  
Student Paper

---

15 Nabilah Amirothul Mufidah, Anggun Dwi Cahyani, Nunung Prabaningrum, Kusnanto. <1 %  
"Acid Value Reduction of Calophyllum inophyllum Oil by Oilseeds In situ Esterification Using Sulfuric Acid Catalyzed Methanol and Isopropyl Alcohol Mixture", IOP Conference Series: Earth and Environmental Science, 2021  
Publication

---

16 [researchmgt.monash.edu](http://researchmgt.monash.edu)  
Internet Source

<1 %

17

Winatta Sakdasri, Somkiat Ngamprasertsith, Sirisopa Daengsanun, Ruengwit Sawangkeaw. "Lipid-based biofuel synthesized from palm-olein oil by supercritical ethyl acetate in fixed-bed reactor", Energy Conversion and Management, 2019

Publication

<1 %

18

Preeti B. Subhedar, Parag R. Gogate. "Chapter 14 Intensified Synthesis of Biodiesel from Sustainable Raw Materials Using Enzymatic Approach", Springer Science and Business Media LLC, 2017

Publication

<1 %

19

coek.info

Internet Source

<1 %

20

delibra.bg.polsl.pl

Internet Source

<1 %

21

Fatima Akram, Ikram ul Haq, Saleha Ibadat Raja, Azka Shahzad Mir, Sumbal Sajid Qureshi, Amna Aqeel, Fatima Iftikhar Shah. "Current trends in biodiesel production technologies and future progressions: A possible displacement of the petro-diesel", Journal of Cleaner Production, 2022

Publication

<1 %

22 Jun-ichi Ozaki, Subagijo Kastria Ingwang Djaja, Asao Oya. "Chemical Recycling of Phenol Resin by Supercritical Methanol", Industrial & Engineering Chemistry Research, 2000  
Publication <1 %

---

23 Submitted to Wilkes University  
Student Paper <1 %

---

24 iwaponline.com  
Internet Source <1 %

---

25 Submitted to Suan Dusit Rajabhat University  
Student Paper <1 %

---

26 Olusegun D. Samuel, Modestus O. Okwu, Semiu T. Amosun, Tikendra Nath Verma, Sunday A. Afolalu. "Production of fatty acid ethyl esters from rubber seed oil in hydrodynamic cavitation reactor: Study of reaction parameters and some fuel properties", Industrial Crops and Products, 2019  
Publication <1 %

---

27 repository.unam.edu.na  
Internet Source <1 %

---

28 Supansa Paisan, Pakamas Chetpattananondh, Sininart Chongkhong. "Assessment of water degumming and acid degumming of mixed

algal oil", Journal of Environmental Chemical Engineering, 2017

Publication

29

Zichuan Zhao, Shuai Liu, Zhong Wang, Xinchang Zhu, Libin Zhang, Qixai Zhang. "Effect of ash in biodiesel combustion particulate matter on the oxidation characteristics of carbon soot", Journal of the Energy Institute, 2022

Publication

<1 %

30

[prp.hec.gov.pk](http://prp.hec.gov.pk)

Internet Source

<1 %

31

[www.longdom.org](http://www.longdom.org)

Internet Source

<1 %

32

Albert J. Dijkstra. "About water degumming and the hydration of non-hydratable phosphatides", European Journal of Lipid Science and Technology, 2017

Publication

<1 %

33

Omar Ou-Ani, Lahcen Oucheikh, Axel Dabbous, Mohamed Znini, Jean Costa, Lhou Majidi. "Optimization of hydrodistillation extraction using response surface methodology and Chemical composition of essential oil from Moroccan endemic medicinal plant *Ballota hirsuta*", Research Square Platform LLC, 2022

Publication

<1 %

34	<a href="http://acris.aalto.fi">acris.aalto.fi</a> Internet Source	<1 %
35	<a href="http://jascoinc.com">jascoinc.com</a> Internet Source	<1 %
36	<a href="http://repository.sustech.edu">repository.sustech.edu</a> Internet Source	<1 %
37	<a href="http://www.cheric.org">www.cheric.org</a> Internet Source	<1 %
38	<a href="http://www.jmaterenvirosci.com">www.jmaterenvirosci.com</a> Internet Source	<1 %
39	<a href="http://www.rjpbcs.com">www.rjpbcs.com</a> Internet Source	<1 %
40	<a href="http://www.scirp.org">www.scirp.org</a> Internet Source	<1 %
41	Akintomiwa Olumide Esan, Siwaporn Meejoo Smith, Shangeetha Ganesan. "Dimethyl carbonate assisted catalytic esterification of palm fatty acid distillate using catalyst derived from spent bleaching clay", Journal of Cleaner Production, 2022 Publication	<1 %
42	<a href="http://espace.curtin.edu.au">espace.curtin.edu.au</a> Internet Source	<1 %
43	<a href="http://humaniora.journal.ugm.ac.id">humaniora.journal.ugm.ac.id</a> Internet Source	<1 %

44 [repositorio.ufsc.br](http://repositorio.ufsc.br) <1 %  
Internet Source

---

45 [repository.up.ac.za](http://repository.up.ac.za) <1 %  
Internet Source

---

46 [researchspace.ukzn.ac.za](http://researchspace.ukzn.ac.za) <1 %  
Internet Source

---

47 [www.science.gov](http://www.science.gov) <1 %  
Internet Source

---

Exclude quotes  On

Exclude matches  < 10 words

Exclude bibliography  On



# Synthesis of Biodiesel via Interesterification Reaction of Calophyllum inophyllum Seed Oil and Ethyl Acetate over Lipase Catalyst: Experimental and Surface Response Methodology Analysis

GRADEMARK REPORT

FINAL GRADE

**/0**

GENERAL COMMENTS

**Instructor**

PAGE 1

PAGE 2

PAGE 3

PAGE 4

PAGE 5

PAGE 6

PAGE 7

PAGE 8

PAGE 9

PAGE 10

PAGE 11

PAGE 12

PAGE 13

PAGE 14

PAGE 15