



Akademia Baru
Publishing (M) Sdn Bhd

"Share Your Knowledge For A Better Tomorrow"

Journal of Advanced Research in Fluid Mechanics and Thermal Sciences



[Home](#) / [About the Journal](#)

About the Journal

This journal welcomes high-quality original contributions on experimental, computational, and physical aspects of fluid mechanics and thermal sciences relevant to engineering or the environment, multiphase and microscale flows, microscale electronic and mechanical systems; medical and biological systems; and thermal and flow control in both the internal and external environment.

Indexing

SCOPUS

CROSSREF

GOOGLE SCHOLAR

MY JURNAL

Publishing Frequency

Monthly

Publishing Model

Open access

Article Processing Charge (APC)

All articles published in this journal are open access and freely available online, free to download, share and re-use. To cover the cost of providing open access, Akademia Baru charges an Article Processing Charge (APC) once an article is accepted for publication. There are no charges for rejected articles, no submission charges, and no surcharges based on the length of an article, tables, figures or supplementary data.

The APC charged for accepted articles;

USD400 (International Corresponding Author) or RM1500 (Malaysian Corresponding Author).

Journal of Advanced Research in Fluid Mechanics and Thermal Sciences

ISSN (Online): 2289 - 7879

Published by: Semarak Ilmu Publishing



SEMARAK ILMU
PUBLISHING

202103268166(003316878-P)

Share your knowledge for a better tomorrow

[Home](#) / [Editorial Team](#)

Editorial Team

Editor-in-Chief

[Dr. Juntakan Taweekun](#) (E-mail)

Department of Mechanical and Mechatronics Engineering, Faculty of Engineering, Prince of Songkla University, Songkhla, Thailand

Associate Editors

[Dr. Leila Jahanshaloo](#) (E-mail)

Universiti Teknologi Malaysia, Malaysia

[Dr. Muhammad Noor Afiq Witri Muhammad Yazid](#) (E-mail)

Universiti Teknologi Malaysia, Malaysia

[Dr. Raoudha Chaabane](#) (E-mail)

National Engineering School, Monastir University, Tunisia

[Dr. Shervin Sharafatmandjoo](#) (E-mail)

Islamic Azzad University, Tehran, Iran

[Mohd Noor Asril Saadun](#) (E-mail)

Universiti Teknikal Malaysia Melaka, Malaysia

[Ahmad Hilmi Khalid](#) (E-mail)

Universiti Teknologi MARA, Malaysia

[Dr. Haslinda Mohamed Kamar](#) (E-mail)

Universiti Teknologi Malaysia, Malaysia

[Dr. Saeed Jamei](#)

Persian Gulf University, Iran

[Dr. M'hamed Beriache](#) (E-mail)

Université Hassiba Benbouali, Algeria

[Dr. Reazul haq Abdul Haq](#) (E-mail)

Universiti Tun Hussein Onn Malaysia, Malaysia

[Dr. Fudhail Abdul Munir](#) (E-mail)

Universiti Teknikal Malaysia Melaka, Malaysia

[Dr. Muhammadu Masin Muhammadu](#) (E-mail)

Federal University of Technology, Nigeria

[Dr. Shabudin Mat](#) (E-mail)

Universiti Teknologi Malaysia, Malaysia

[Dr. Muhamad Zaini Yunos](#) (E-mail)

Universiti Tun Hussein Onn Malaysia, Malaysia

[Mahmud Jamil Muhammad](#) (E-mail)

Nigerian Defence Academy, Kaduna, Nigeria

[Prof. Dr. Saidur Rahman](#) (E-mail)

Sunway University, Malaysia

[Alireza Fazeli](#) (E-mail)

Western University, Canada

[Tey Wah Yen](#) (E-mail)

UCSI University, Malaysia

[Dr. Wadhah Hussein Abdulrazzaq Al Doori](#) (E-mail)

Tikrit University, Iraq

[Dr. Gangtao Liang](#) (E-mail)

Dalian University of Technology, China

[Dr. Syahrullail Samion](#) (E-mail)

Universiti Teknologi Malaysia, Malaysia

[Dr. Nik Ahmad Ridhwan bin Nik Mohd](#) (E-mail)

Universiti Teknologi Malaysia, Malaysia

[Dr. Al Emran Ismail](#) (E-mail)

Universiti Tun Hussein Onn Malaysia, Malaysia

[Dr. Khalid Saqr](#) (E-mail)

Arab Academy for Science, Technology and Maritime Transport, Egypt

[Dr. Ehsan Kianpour](#) (E-mail)

Islamic Azad University of Najaf Abad, Iran

[Dr. Mohd Faizal Hasan](#) (E-mail)

Universiti Teknologi Malaysia, Malaysia

[Dr. Said Ahmad](#) (E-mail)

Universiti Tun Hussein Onn Malaysia, Malaysia

[Dr. Natrah Kamaruzaman](#) (E-mail)

Universiti Teknologi Malaysia, Malaysia

[Dr. Zurriati Mohd Ali](#) (E-mail)

Universiti Teknologi MARA, Malaysia

[Mohamad Shukri Zakaria](#) (E-mail)

Universiti Teknikal Malaysia Melaka, Malaysia

[Saidu Bello AbuBakar](#) (E-mail)

Kano University of science and Technology, Nigeria

[Dr. Ihsan Ali Ghani](#) (E-mail)

Al-Mustansiriyah University, Iraq

[Dr. Hussein Mohammed](#) (E-mail)

Duhok Polytechnic University (DPU), Iraq

[Dr. Maizirwan Mel](#) (E-mail)

International Islamic University Malaysia, Malaysia

[Dr. Hasan KÖTEN](#) (E-mail)

Istanbul Medeniyet University, Turkey

[Dr. Mohd Nasrun Mohd Naw](#) (E-mail)

Universiti Utara Malaysia, Malaysia

[Raheem Kadhim Ajeel](#) (E-mail)

University of Babylon, Iraq

[Dr. G. Najafi](#) (E-mail)

Tarbiat Modares University, Tehran, Iran

[Dr. Mehaboob Basha](#) (E-mail)

King Fahd University of Petroleum & Minerals, Saudi Arabia

[Mohammed W. Muhieldeen Al-Gailani \(E-mail\)](#)

UCSI University, Malaysia

[Dr. Syed Ali Ammar Taqvi \(E-mail\)](#)

NED University of Engineering and Technology Karachi, Pakistan

[Make a Submission](#)

This journal welcomes high-quality original contributions on experimental, computational, and physical aspects of fluid mechanics and thermal sciences relevant to engineering or the environment, multiphase and microscale flows, microscale electronic and mechanical systems; medical and biological systems; and thermal and flow control in both the internal and external environment.

[Journal Metrics](#)

1.6 ²⁰²⁰
CiteScore

39th percentile

Powered by [Scopus](#)

CiteScoreTracker 2021 ⓘ

2.1 = $\frac{2,469 \text{ Citations to date}}{1,191 \text{ Documents to date}}$

Last updated on 05 January, 2022 • Updated monthly

CiteScoreTracker 2021 ⓘ

2.1 = $\frac{2,553 \text{ Citations to date}}{1,192 \text{ Documents to date}}$

Last updated on 07 February, 2022 • Updated monthly

[Home](#) / [Archives](#) / Vol. 94 No. 1: June (2022)

Vol. 94 No. 1: June (2022)



EDITOR'S CHOICE

[An Experimental Study of Indoor Air Pollution in New Office Building](#)

Nor Azirah Mohd Fohimi, Koay Mei Hyie, Salina Budin, Normariah Che Maideen, Nazri Kamsah, Haslinda Mohamed Kamar

Published: 2022-04-19

Articles

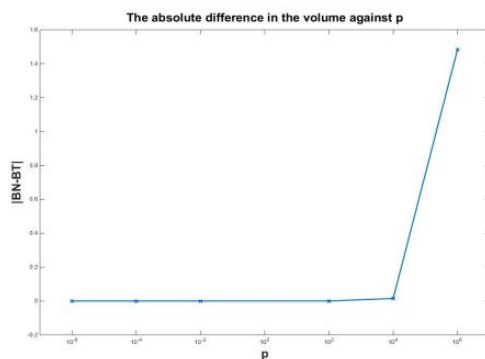


Fig. 1. The absolute difference in the volume, $|B|_{Np} - |B|_{Tp}$ against the scaling factor, p . Here, each $|B|_{Np}$ is obtained by solving Eq. (33) for $k_0 = 150$ after Eq. (33) is scaled by $\alpha^3 = 10^{-6}, 10^{-4}, 10^{-2}, 10^2, 10^4$ and 10^6 . On the other hand, all $|B|_{Tp}$ are calculated by scaling $|B| = 5.5644$ with α as in Theorem 1, after $|B| = 5.5644$ is obtained by solving Eq. (33) with the method presented in section 2.2

The Effect on The Volume and Semi Axes of a Conducting Spheroid Due to The Scaling on Its First Order Polarization Tensor

Syafina Ahmad, Nurhazirah Mohamad Yunos, Taufiq Khairi Ahmad Khairuddin, Mukhiddin Muminov, Suzarina Ahmed Sukri

1-18

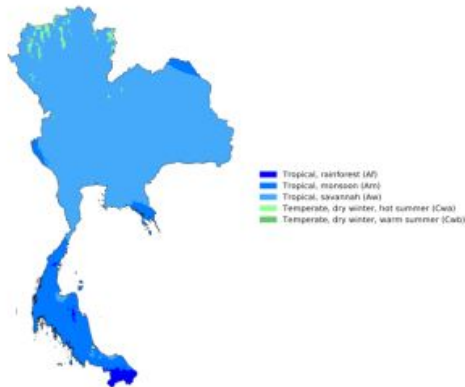


Fig. 1. The map portraying the climate classification of Thailand

Analysis of Wind Data Collected from 15 Stations in Thailand

Tariq Khan, Ismail Kamdar, Watchara Saeheng, Juntakan Taweekun

19-27

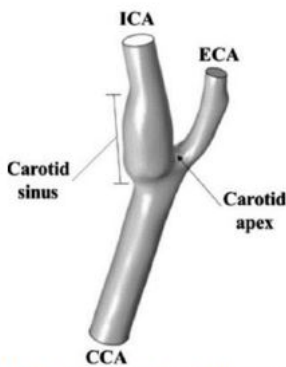


Fig. 1. Geometry of carotid artery bifurcation showing common carotid artery (CCA), internal carotid artery (ICA) and external carotid artery (ECA) [6]

Blood Flow Acoustics in Carotid Artery

Salman Aslam Ramdan, Mohammad Rasidi Rasani, Thinesh Subramaniam, Ahmad Sobri Muda, Ahmad Fazli Abdul Aziz, Tuan Mohammad Yusoff Shah Tuan Ya, Hazim Moria, Mohd Faizal Mat Tahir, Mohd Zaki Nuawi

28-44



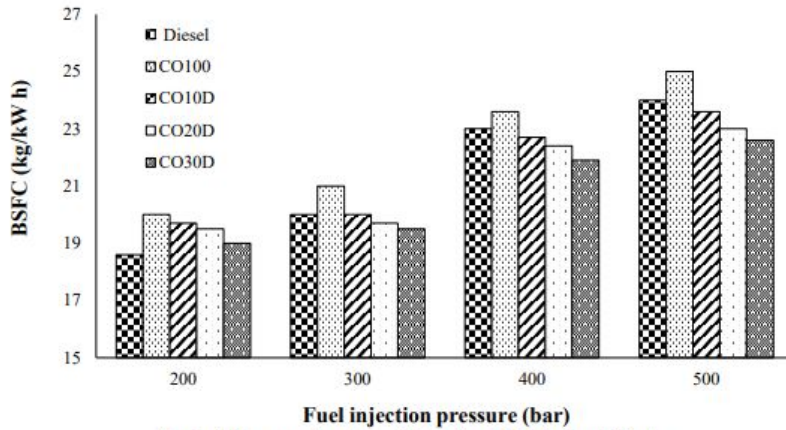


Fig. 2. Influence of various FIP on the BSFC for tests fuels

Emission Characteristics and Engine Performance from Castor Oil Methyl Ester Blends in Diesel Engine under Various Injection Pressures

Mohammed A. Fayad, Salman Hussien Omran, Moaz H. Ali, Hind A. Al Salihi

45-59

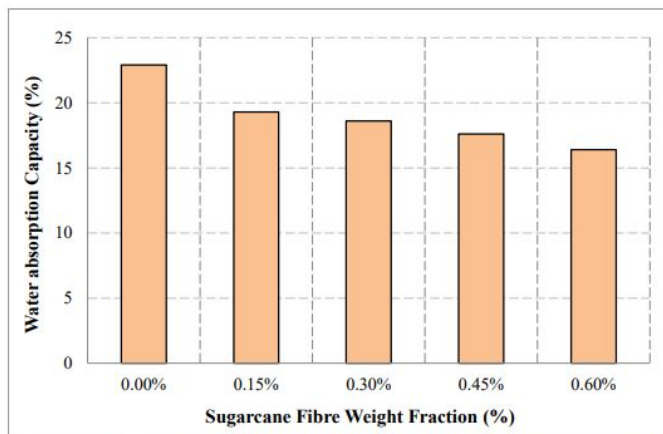


Fig. 1. Water absorption of foamed concrete with different sugarcane fibre weight fraction

Thermal and Durability Properties of Sustainable Green Lightweight Foamed Concrete Incorporating Eco-Friendly Sugarcane Fibre

Md Azree Othuman Mydin

60-78



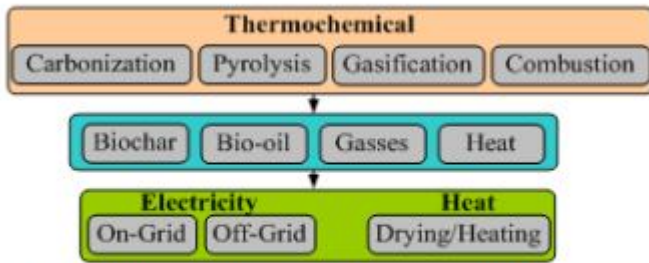


Fig. 1. State of the art of thermochemical way on biomass conversion process

Development of a Small-Scale Electricity Generation Plant Integrated on Biomass Carbonization: Thermodynamic and Thermal Operating Parameters Study

Baharuddin, Janter Pangaduan Simanjuntak, Eka Daryanto, Bisrul Hapis Tambunan, Hanapi Hasan, Samsudin Anis, Mochamad Syamsiro

79-95

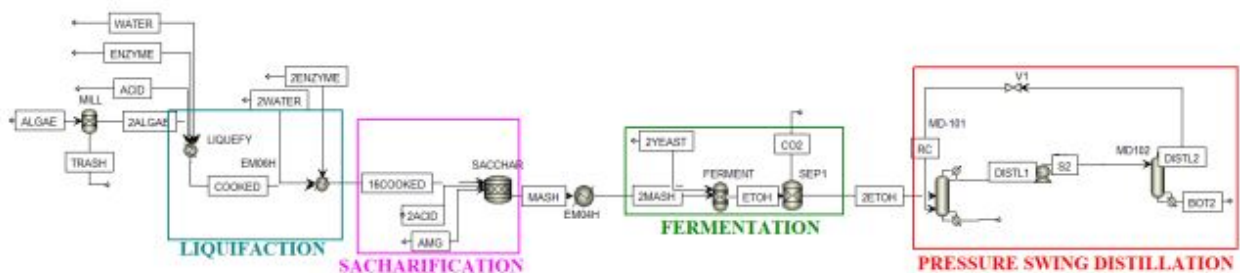


Fig. 1. The pressure swing distillation process flow diagram

Sensitivity Analysis of Bioethanol Simulation from Microalgae with Pressure Swing Distillation Process

Bayu Triwibowo, Haniif Prasetiawan, Ratna Dewi Kusumaningtyas, Nadya Alfa Cahaya Imani, Achmad Chafidz, Muhammad Salman Alfarisi, Anwar Hasan Mujaddid

96-107

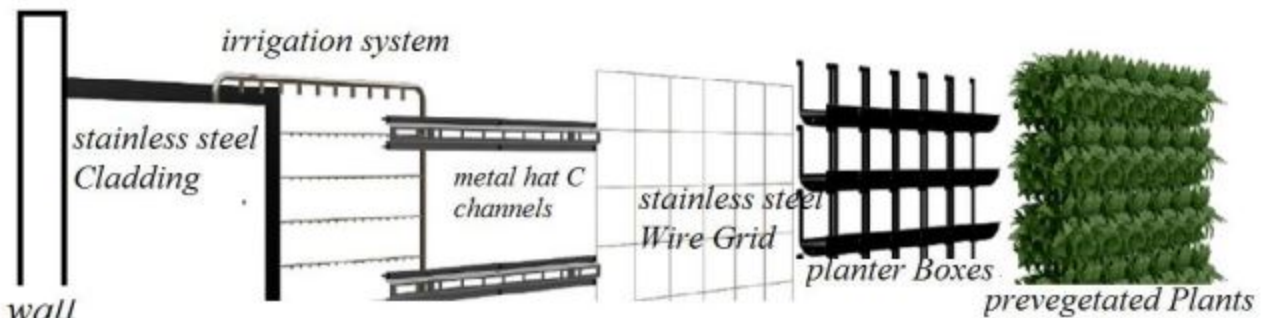


Fig. 2. Conceptual diagram of planter box-based system showing its main components [28]

Techno-economic analysis and cost benefits of green walls for building in extreme climate. Case study southwest of Algeria

Benoudjafer Ibtissam, Benoudjafer Imane, Laoufi Salima

108-119




Fig. 1. The furnishing configuration and the design of Ceiling Cassette Air-Conditioning in the office a) The view from the main door b) The view from the side and center of the office c) The view from the meeting door d) Ceiling Cassette Air-Conditioning

An Experimental Study of Indoor Air Pollution in New Office Building

Nor Azirah Mohd Fohimi, Koay Mei Hyie, Salina Budin, Normariah Che Maideen, Nazri Kamsah, Haslinda

Mohamed Kamar

120-128




Fig. 1. Fabrication of NACA 0021 model

Experimental Study on the Effect of Boundary Layer Control on the Aerodynamics Characteristics of NACA 0021 Aerofoil

Jaffar Syed Mohamed Ali, Mohd Farid Amran, Nurul Aziz Mohamad

129-137



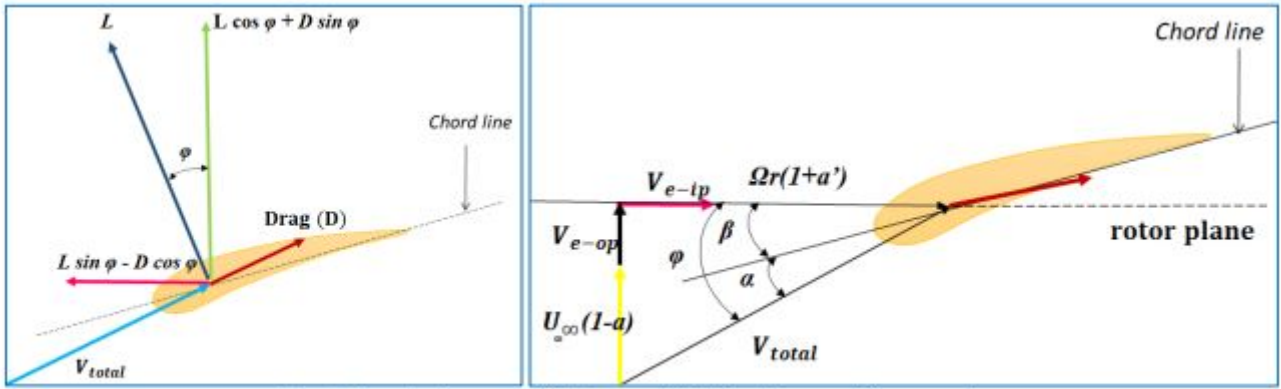
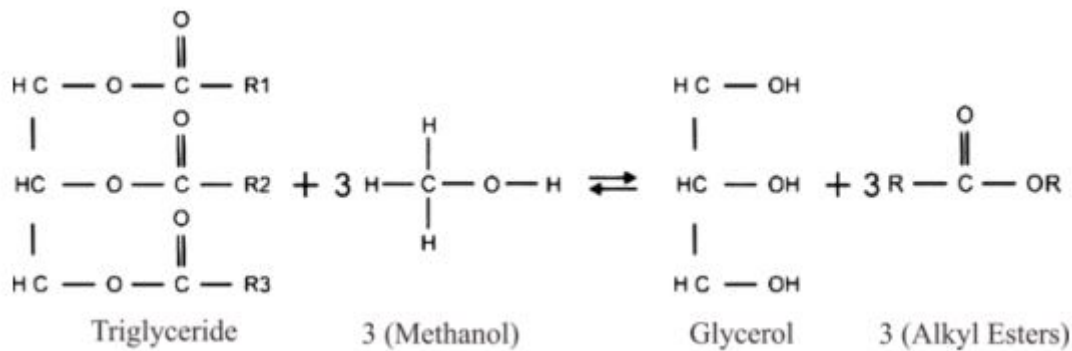


Fig. 1. Local element (a) Forces (b) Velocities and flow angles

Rotor Power Optimization of Horizontal Axis Wind Turbine from Variations in Airfoil Shape, Angle of Attack, and Wind Speed

Kriswanto, Fajar Romadlon, Dony Hidayat Al-Janani, Widya Aryadi, Rizqi Fitri Naryanto, Samsudin Anis, Imam Sukoco, Jamari

138-151



Biodiesel Production from Used Cooking Oil Using Integrated Double Column Reactive Distillation: Simulation Study

Ratna Dewi Kusumaningtyas, Andre Dianata Hogi Kusuma, Yoshua Wira Putra Budiono, Haniif Prasetiawan, Pragusti Lintang Adhi Nanggala, I Istadi

152-162



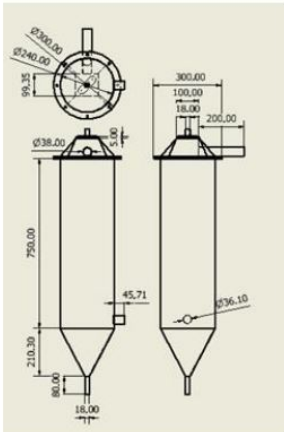


Fig. 1. Schematic representation of drying chamber (all dimensions are in mm)

Analysis of Inlet Temperature and Airflow Rate on Drying Process in a Spray Dryer Using Computational Fluid Dynamics Method

Samsudin Anis, Shilly Muttashillatul Urfi, Adhi Kusumastuti, Wim Widyo Baskoro

163-171

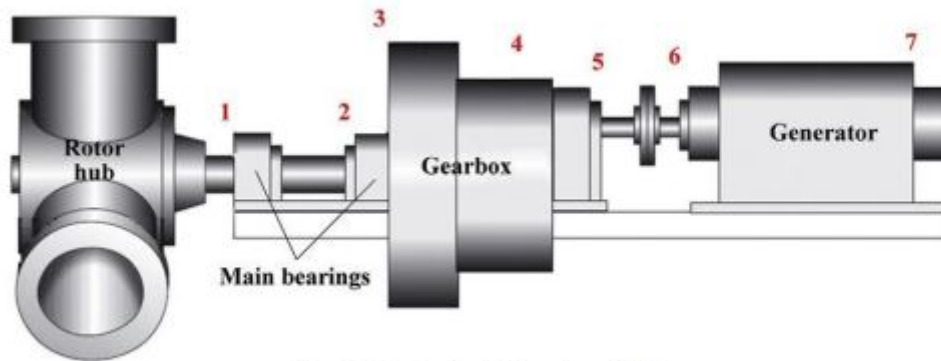


Fig. 1. Main shaft bearings [10]

Analysis of an Axial Permanent Magnetic Bearing for 1MW Horizontal Axis Wind

Kriswanto, Rizqi Fitri Nuryanto, Renaldy Prasdiansyah, Dony Hidayat Al-Janan, Widya Aryadi, Ahmad Roziqin, Samsudin Anis, Wirawan Sumbodo, Jamari

172-187



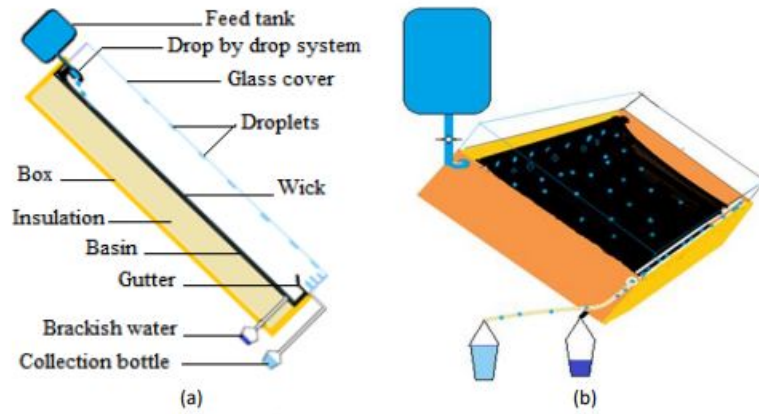


Fig. 1. Schematic diagram of the inclined wick solar still operating in drop by drop (a) side view (b) front view

Experimental Study of an Inclined Wick Solar Still Operating in Drop by Drop System Under The Climatic Conditions of Hodna's Region, Algeria

Zakaria Haddad, Abla Chaker, Azzedine Nahoui, Mohamed Salmi, Islam Laifa

188-199



[Make a Submission](#)

This journal welcomes high-quality original contributions on experimental, computational, and physical aspects of fluid mechanics and thermal sciences relevant to engineering or the environment, multiphase and microscale flows, microscale electronic and mechanical systems; medical and biological systems; and thermal and flow control in both the internal and external environment.

[Journal Metrics](#)

1.6 ²⁰²⁰
CiteScore

39th percentile

Powered by Scopus



Biodiesel Production from Used Cooking Oil Using Integrated Double Column Reactive Distillation: Simulation Study

Ratna Dewi Kusumaningtyas^{1,*}, Andre Dianata Hogi Kusuma¹, Yoshua Wira Putra Budiono¹, Haniif Prasetiawan¹, Pragusti Lintang Adhi Nanggala¹, I Istadi²

¹ Chemical Engineering Department, Faculty of Engineering, Universitas Negeri Semarang Sekaran, Gunungpati, Semarang 50229 Indonesia

² Department of Chemical Engineering, Diponegoro University, Jln. Prof. Soedarto, Kampus UNDIP Tembalang, Semarang, Central Java, 50275 Indonesia

ARTICLE INFO

Article history:

Received 10 November 2021

Received in revised form 6 March 2022

Accepted 9 March 2022

Available online 9 April 2022

Keywords:

Reactive distillation; biodiesel;
simulation; Aspen; UNIQUAC

ABSTRACT

Dependency on fossil – based energy has become a global problem. Indonesia has started a movement in changing energy sources from fossil to new and renewable energy. Biodiesel is one of the renewable energy sources. Used cooking oil is one of the prospective feed-stock in biodiesel production. Used cooking oil contains 21.84% free fatty acid and 78.16% triglycerides. This study simulated the production of biodiesel from used cooking oil using the Aspen Plus v10 software. The production system used an Integrated Double Column Reactive Distillation (IDC-RD) system. The thermodynamic method employed in the simulation system was UNIQUAC. This study used the sensitivity analysis function in the Aspen Plus v10 application to analyze the effect of reflux ratio, the bottom to feed ratio, and the methanol to oil ratio on the reaction conversion. The reflux ratio applied in the simulation was 0.5 – 200, the bottom to feed ratio was 0.25 - 0.9, and the methanol to oil ratio was 1: 3 - 9:8. It was found that the esterification column with a reflux ratio of 0.5, a bottom to feed ratio of 0.5, and a methanol-oil ratio of 4: 1 resulted in a conversion of 96.59%. It was also demonstrated that the transesterification column with a reflux ratio of 0.5, a bottom to feed ratio of 0.5, and a methanol-oil ratio of 3: 1 resulted in a conversion of 99.98%.

1. Introduction

The availability of fossil energy, especially crude oil in Indonesia, has become increasingly scarce, causing Indonesia to become an importer of crude oil and its derivative products [1]. Based on data from the Indonesian Central Statistics Agency [2], it was stated that in 1996 Indonesia's oil imports amounted to 10.6893 million tons and in 2018 Indonesia's oil imports increased to 26.7371 million tons. Meanwhile, oil exports in Indonesia in 1996 amounted to 10.1338 million tons and in 2018 decreased to 3.1221 million tons. This shows that Indonesia experienced an oil balance surplus in 1996 of 555.5 thousand tons, while it experienced an oil balance deficit in 2018 of 23.615 million tons.

* Corresponding author.

E-mail address: ratnadewi.kusumaningtyas@mail.unnes.ac.id

<https://doi.org/10.37934/arfmts.94.1.152162>

The increase in energy demand caused by the high rate of economic growth and population growth coupled with the depletion of world oil reserves and the problem of gas emissions caused by excess fossil fuels are strong reasons for every country to immediately develop and utilize renewable alternative energy. This alternative energy has advantages when compared to fossil energy currently in use, namely that it will not run out if it is managed properly and is environmentally friendly, one of which is biodiesel [3]. Based on the environmental perspective, biodiesel is an interesting renewable energy to be widely applied since it is non-toxic, has a low aromatic content, and releases a lower greenhouse gases such as unburned hydrocarbon, carbon monoxide, and particulate matters [4].

Indonesia has created a new policy to address the problem of fossil energy and its increasing energy needs. The new national energy policy is regulated in Government Regulation No. 79/2014. The new regulation set a target for Indonesia's new and renewable energy target in 2025 which is 23% of the total national energy. One of the ways for Indonesian government to achieve the target of new and renewable energy is by issuing a mandatory policy of B30 (Biodiesel 30%) [5]. In addition to B30, the Government is starting to develop in achieving the B100 (Biodiesel 100%) program.

Biodiesel is an alternative diesel engine fuel which consists of a mixture of fatty acid alkyl esters. Biodiesel can be produced through transesterification reactions of triglycerides contained in animal fats and plant oils with light alcohol and the presence of alkaline or acid catalysts. The reaction results in biodiesel as main product and glycerine as the by-product [6]. The direct transesterification process cannot be applied when the oil raw materials used contain high *free fatty acids* (FFA) (> 2%). In the transesterification reaction, the FFA content in the raw material must be lower than 1-2% to avoid lathering reaction between FFA and alcohol which can result in increased catalyst consumption, reduce biodiesel yield, and inhibit product separation [7]. Esterification reaction must be done to reduce FFA levels by reacting FFA with alcohol.

The materials for producing biodiesel from vegetable oil consist of used cooking oil, *Calophyllum inophyllum* oil, castor oil, and many more. Used cooking oil has FFA levels of 21.84% [8], *Calophyllum inophyllum* oil and castor oil have 39% and 19.8%, respectively [9]. Biodiesel cannot have high viscosity because it will damage and interfere with engine performance so that in the selection of raw materials, viscosity is a major consideration. The viscosity of used cooking oil, *Calophyllum inophyllum* oil, and castor oil is 30 cst [10], 38.17 cst [11], and 162.8 cst [12], respectively. Used cooking oil compared to *Calophyllum inophyllum* oil and castor oil has more advantages in viscosity and FFA in used cooking oil is lower than that of *Calophyllum inophyllum* oil so that used cooking oil is suitable as a raw material for making biodiesel.

Used cooking oil is an alternative material that can be used as an ingredient for making biodiesel which can minimize environmental pollution due to the free and unmanaged disposal of used cooking oil. If left unchecked and prevented immediately, there will be a pile of carcinogenic waste oil which is detrimental for health and can also cause poisoning in the body [13]. Therefore, used cooking oil should be recycled and used as raw material for producing biodiesel. Used cooking oil production is related to the total consumption of palm oil in Indonesia. In 2018, there were 12.2 million tonnes of oil consumed domestically.

There are several advanced biodiesel manufacturing processes such as reactive distillation (RD) and ionic liquid (IL) application. The use of Ionic Liquid has disadvantages for its expensive price of Ionic Liquid and the long reaction time. On the other hand, reactive distillation integrates reaction and separation in one unit column [14]. It has advantages since it needs a small ratio of oil alcohol, low operating temperature, lower costs, less waste products, low reactant costs, increased conversion through product removal, and useful to limit the azeotropic conditions in the column [15].

There are some parameters that affect the performance of the reactive distillation for biodiesel production. Modeling and simulation is often used for determining the effect of main parameters on the biodiesel conversion to reduce the number of experimental investigation which is usually costly. Modeling, simulation and numerical method are widely applied in engineering area. Many work related to the simulation using various tools have been reported in literature [16,17,18,19].

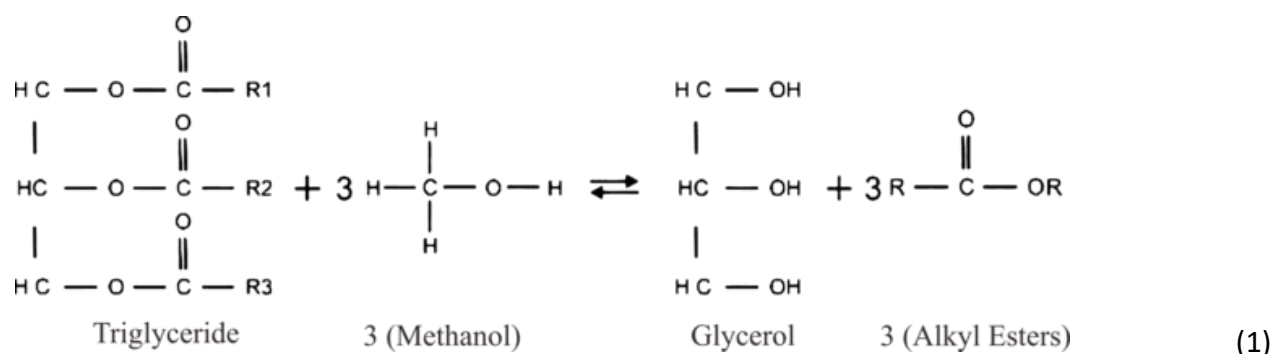
In this work, reactive distillation simulation was conducted using Aspen Plus software version 10.0 in a steady state condition. Souza *et al.*, [20] have optimized the process of making biodiesel using HYSYS v7.2 resulting in an increase in conversion of 18% and an error of 3.2%. Smejkal *et al.*, [21] has made a comparison between simulation using Aspen Plus and Hysis in the reactive distillation system. It was found that the error produced by Aspen Plus and Hysis were 1.2% and 2.8%, respectively. Based on the error parameter and the description above, Aspen Plus has more advantages in simulating the reactive distillation process. Therefore, in this work, Aspen Plus was employed for the simulation of reactive distillation to produce biodiesel. Process simulation is urgent for designing processing equipment to scale up and predict tool performance on an industrial scale. In this simulation, process optimization was carried out using the sensitivity analysis feature on the variable reflux ratio (RR), feed ratio (FR), feed stage (FS), and distillate rate (DR).

The thermodynamic model used in this study was the UNIQUAC model which was rarely used in other literature. The UNIQUAC model is more suitable for calculating the non-ideal characteristic of the liquid mixture such as the system in biodiesel synthesis [22]. Çağatay and Karacan [23] cagatay have performed a simulation using reactive distillation and heterogeneous catalysts for biodiesel production using used cooking oil as raw material. However, the system used in the research was a single column which only involved a transesterification reaction while the esterification as pre-treatment step was carried out separately. This study offered a novelty in biodiesel manufacturing process technology which was Integrated Double Column Reactive Distillation (IDC-RD). IDC-RD used a two column reactive distillation system which integrated the esterification and transesterification processes in one set of equipment to produce biodiesel with a more optimal yield. This work revealed the effect of the main parameters on biodiesel manufacturing process using IDC-RD which will be useful for process design and scale-up.

2. Methodology

In this work, an integrated double column reactive distillation (IDR-RC) was applied to produce biodiesel. Two reactions, namely esterification and transesterification reactions, were performed consecutively in the two reactive distillation column. The esterification reaction was conducted as the pre-treatment step to reduce the free fatty acid (FFA) content in used cooking oil in the first column. Subsequently, transesterification reaction as the main reaction to produce biodiesel was carried out in the second reactive distillation column. The simulation process of biodiesel production from used cooking oil using IDC-RD was performed with ASPEN Plus V10.0.

The formula for the transesterification reaction is exhibited in Eq. (1).



The feed-stock for biodiesel synthesis in this work was used cooking oil which contained 21.84% FFA and 78.16% triglycerides. Fatty acid composition of the raw material was presented in Table 1 [8].

Table 1
 Fatty Acid Composition of the Used Cooking Oil

Component	% mole
Palmitic Acid	1.4196
Linoleic Acid	8.3429
Oleic Acid	8.8452
Stearic Acid	0.3058
Linolenic Acid	2.9266
Tripalmitate	5.0804
Trilinoleate	29.8571
Trioleate	31.6548
Tristearat	1.0942
Trilinolenic	10.4734

The kinetics data of the esterification reaction taken from the literature can be seen on Table 2 [24].

Table 2
 Esterification reaction data of used cooking oil

Parameter	Collision Factor (A)	Activation Energy (Ea)
	$A_1 = 128.8 / \text{minute}$	$Ea_1 = 4.239 \text{ kJ/mole}$
	$A^*_1 = 1.307 \times 10^3 / \text{minute}$	$Ea^*_1 = 18.59 \text{ kJ/mole}$
T boiling point methanol	64.7°C	

The kinetics data of the transesterification reaction kinetics taken from the literature is demonstrated in Table 3 [25].

Table 3
 Data of used cooking oil transesterification reactions

Parameter	Collision Factor	Activation Energy
	$A_2 = 2.9 \times 10^7 / \text{minute}$	$Ea_2 = 53.99 \text{ kJ/mole}$
T boiling point methanol	64.7°C	

3. Results

In this study, an Integrated Double Column Reactive Distillation (IDC-RD) simulation has been performed. IDC-RD applied two column reactive distillations which integrated in one set of equipment to accomplish the esterification and transesterification processes consecutively. Esterification reaction of used cooking oil with methanol is a crucial step to reduce the high FFA content prior to the main transesterification reaction to produce biodiesel. The process flow simulation is shown in Figure 1. The Basic simulation and sensitivity analysis was performed to examine the effect of the reflux ratio, the methanol to oil ratio, and the bottom to feed ratio on the reaction conversion.

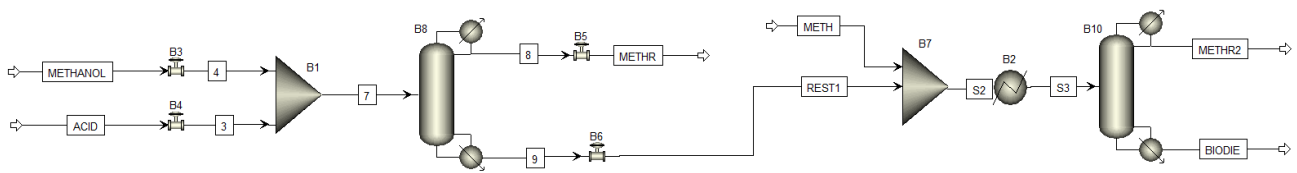


Fig. 1. Steady State Aspen Plus v10.0 Simulation Flowsheet of the IDC-RC of Biodiesel Production

3.1 Basic Simulation of Steady State Reactive Distillation (RD) Esterification Column

Esterification is a crucial step for reducing the FFA content prior to transesterification reaction in order to avoid the undesired saponification side reaction [26]. The main parameters of the IDC-RD for the esterification process were inputted into the Aspen Plus V10.0 using the radfrac type device. The basic simulation parameters were as follows: the number of stages was 5, the reaction zone was at stage 3, the input feed zone was at stage 2, the feed temperature was 60 °C, the pressure was set at the atmospheric pressure, the feed (oil to methanol) ratio was 1: 4, the bottom to feed ratio was 0.5, and the reflux ratio was 0.5. The results showed that the FFA, which was composed of oleic acid, linoleic acid, palmitic acid, stearic acid, and linolenic acid, decreased up to 96.59 % due to the reaction process with methanol. Those fatty acids were converted into methyl oleate, methyl linoleate, methyl palmitate, methyl stearic, and methyl linolenic acid, correspondingly. This result was considerably higher than the similar reaction conducted using the other types of biodiesel synthesis technology. Agustian *et al.*, [27] reported that the esterification of used cooking oil using ultrasonic reactor resulted in a conversion of 42.08%. Another study conducted by Mengyu *et al.*, [24] conveyed that the esterification of used cooking oil using conventional methods in the presence of Fe_2SO_4/C catalyst resulted in 96% conversion.

3.1.1 Effect of the reflux ratio on the FFA conversion

Figure 2 displays the effect of the reflux ratio on the FFA conversion. The higher reflux ratio led to the higher FFA conversion. This was due to the fact that the higher reflux denoted the longer reaction time. It implied that more intensive contact between the reactant molecules, yielding the higher conversion. Based on sensitivity analysis, the optimum result was obtained at the reflux ratio of 25 with a FFA conversion of 98.95%.

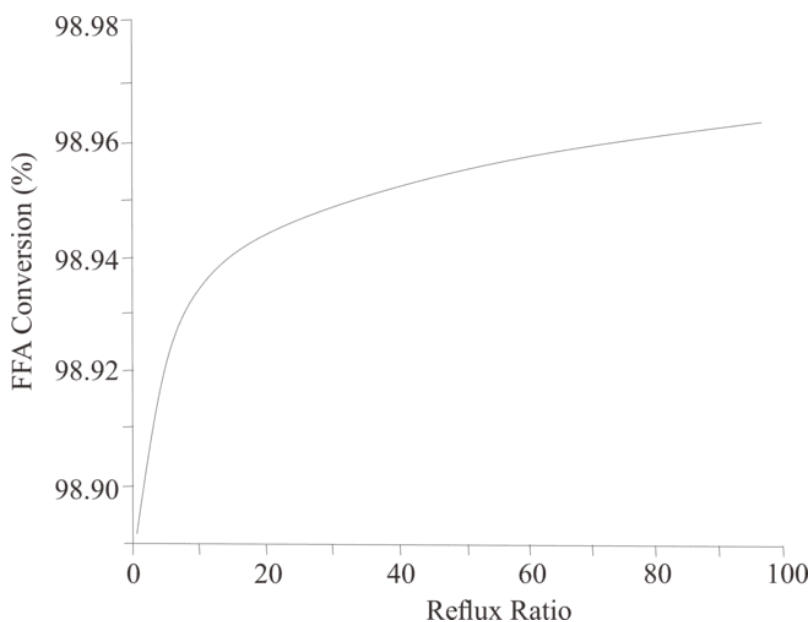


Fig. 2. The Effect of Reflux Ratio on the FFA Conversion

3.1.2 The effect of the feed ratio on the FFA conversion

Figure 3 reveals the effect of feed (methanol to oil) ratio on the FFA conversion. It was revealed that the higher methanol to oil ratio brought about the higher FFA conversion. This phenomenon occurred since the addition of the methanol will caused the excess of the reactant, which improved the reaction conversion. The result of the sensitivity analysis disclosed that the highest conversion was achieved at the methanol to oil ratio of 13, resulting in the FFA conversion of 99.591. This result was higher to a great extent compared to the conversion provided by the conventional reactor for the identical value of the reactant molar ratio.

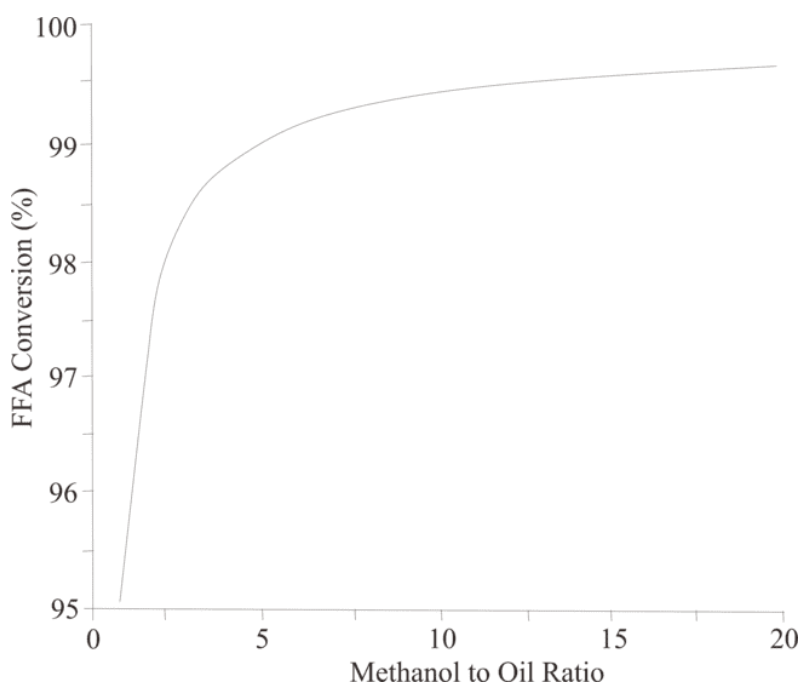


Fig. 3. The Effect of the Methanol to Oil Ratio on the FFA Conversion

3.1.3 The Effect of Bottom to Feed Ratio on FFA Conversion

Figure 4 indicates that the higher bottom to feed ratio led to the higher FFA conversion. This arose since the higher methanol concentration at the bottom will cause a high excess methanol to FFA. On the other hand, esterification is an equilibrium limited reaction, where the far excess reactant will shift the reaction towards the product formation and precede a higher conversion. Based on sensitivity analysis, the optimum result was obtained at a bottom to feed ratio of 0.75 with a conversion of 98.828%.

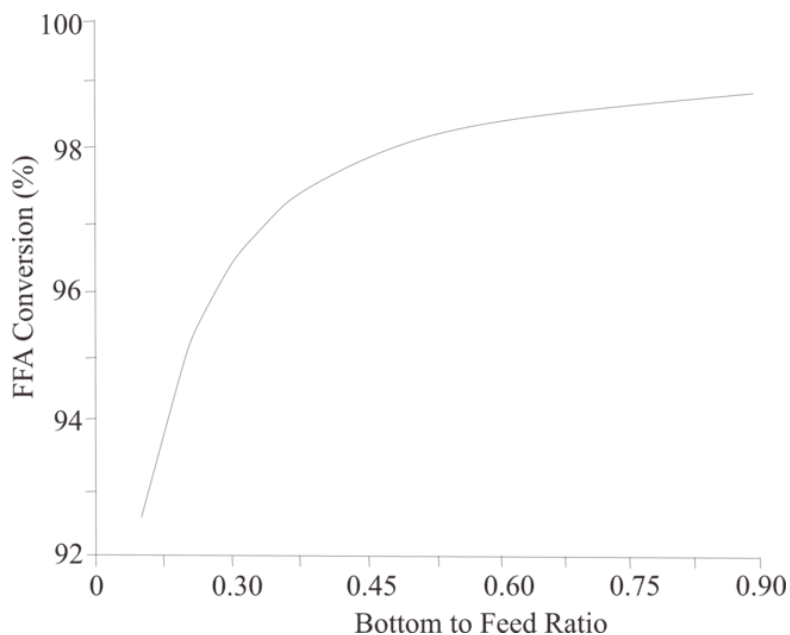


Fig. 4. The Effect of Bottom to Feed Ratio on the FFA Conversion

3.2 Basic Simulation of Steady State Reactive Distillation (RD) Transesterification Column

The main parameters were inputted into the Aspen Plus V10.0 using the radfrac type device. The basic simulation parameters set up were as follows: the number of stages was 5, the reaction zone was at stage 3, feed point location was at stage 2, the feed temperature was 65°C, the operation was conducted at the atmospheric pressure, the feed ratio of oil to methanol was 1: 3, the bottom to feed ratio was 0.5, and the reflux ratio was 0.5. The results exhibited that triglycerides in the form of tripalmitin, tristearin, triolein, trilinolein, and trilinolenin reacted with methanol almost completely. The conversion attained in the transesterification reaction using IDC-RD was 99.98%. It was notably superior compared to those resulted using conventional method and ultrasonic reactor which were 53.6% [28] and 92% [29].

3.2.1 The effect of reflux ratio on triglyceride conversion

Figure 5 discloses the effect of reflux ratio on triglyceride conversion. It can be observed that the higher reflux ratio enhanced the triglyceride conversion. This fact occurred since more reflux generated a longer contact between the reactants, leading to the higher reaction conversion.

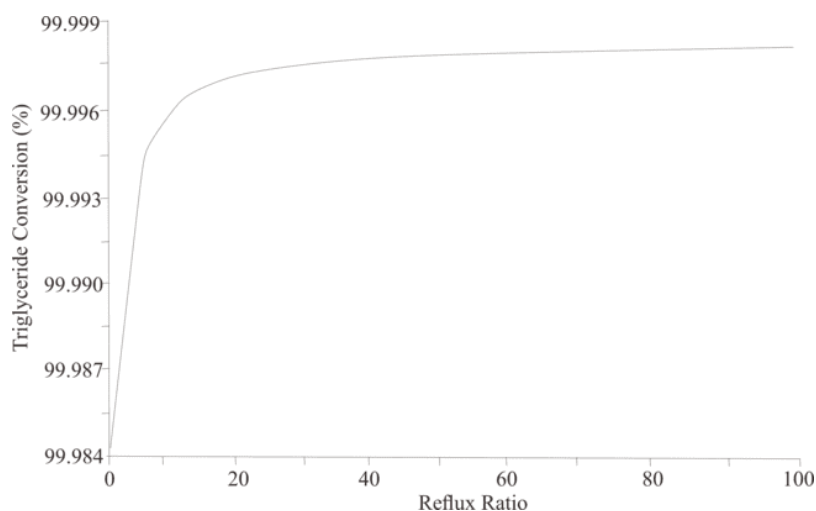


Fig. 5. The Effect of Reflux Ratio on Triglyceride Conversion

3.2.2 The effect of methanol-oil ratio on triglyceride conversion

The effect of feed (methanol to oil) ratio on the triglyceride conversion was disclosed in Figure 6. The simulation shows that the higher methanol to oil ratio promoted the triglyceride conversion. This was attributable to the fact that the higher excess of reactant will drive the equilibrium-limited reaction to right, affording a higher reaction conversion.

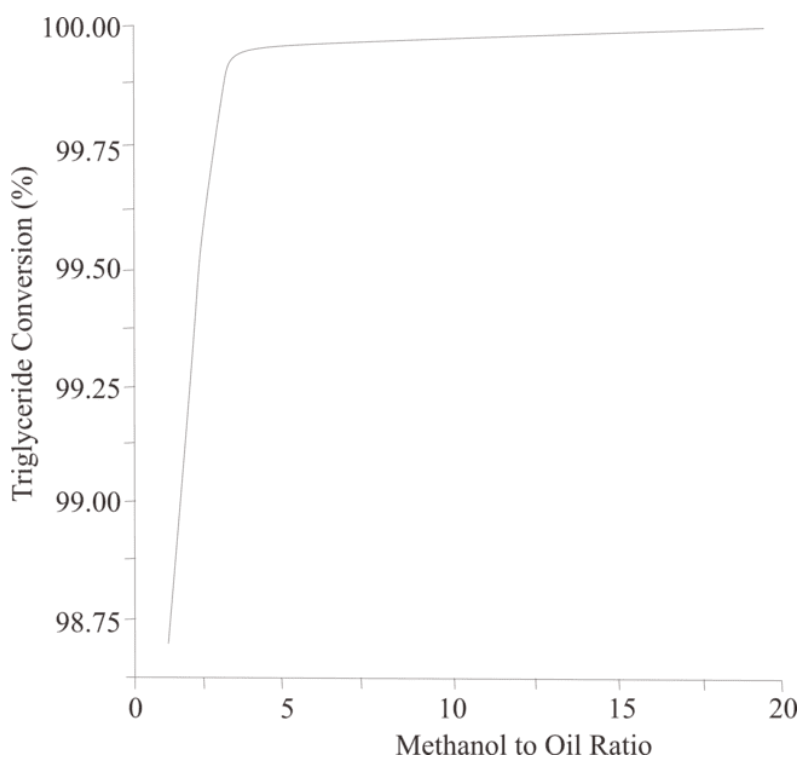


Fig. 6. The Effect of the Feed (Methanol-Oil Ratio) on Triglyceride Conversion

3.2.3 Effect of bottom to feed ratio on triglyceride conversion

Figure 7 shows that the higher bottom to feed ratio leads to the lower triglyceride conversion in the transesterification. This was because the higher bottom to feed ratio initiated the less reflux ratio in the distillate, thus reducing the conversion.

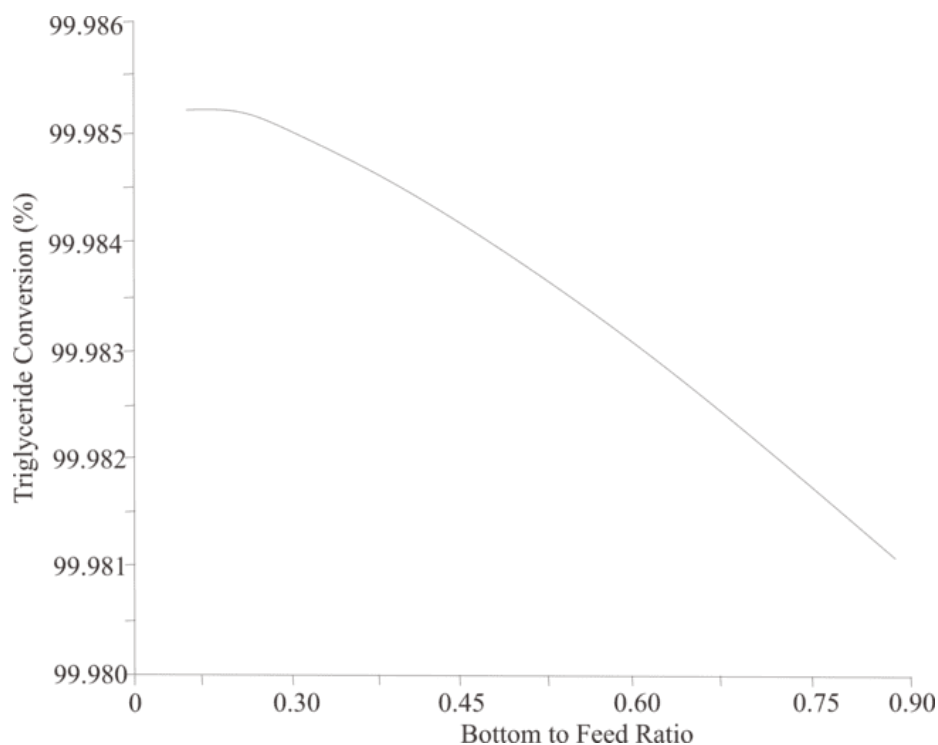


Fig. 7. The Effect of the Bottom to Feed Ratio on the Triglyceride Conversion

4. Conclusions

Based on the results of the steady state simulation study of Integrated Double Column Reactive Distillation (IDC-RC) esterification and transesterification of used cooking oil into biodiesel using Aspen Plus V10 software, it can be inferred as follows. The basic simulation of FFA esterification process of used cooking oil using IDC-RD provided a conversion of 96.59 % with a reflux ratio of 0.5, a bottom to feed ratio of 0.5, and a feed methanol-oil ratio of 4: 1. The effect of each parameter was evaluated independently using sensitivity analysis. The sensitivity analysis revealed that the higher reflux ratio, methanol to oil ratio, and bottom to feed ratio increased the FFA conversion. It was also discovered that esterification using a reflux ratio of 25 resulted in a conversion of 98.95%, a bottom to feed ratio of 0.75 gave a conversion of 98.828%, and a feed (methanol to oil) ratio of 13: 1 contributed to the conversion of 99.591%. The second column was assigned for the transesterification reaction. The basic simulation on the transesterification process of used cooking oil on IDC-RD denoted a conversion of 99.98% with a reflux ratio of 0.5, a bottom to feed ratio of 0.5, and a feed methanol-oil ratio of 3: 1. However, the results of sensitivity analysis on the IDC-RD transesterification demonstrated that changing of the process parameter slightly influenced the reaction conversion since a high conversion has been reach using basic parameter condition.

Acknowledgement

The funding resource from the Directorate of Research and Community Service – Ministry of Research, Technology and Higher Education (*DRPM – Kemenristekdikti*) through the Hibah Pasca

Doktor Grant with the contract number of 078/SP2H/LT/DRPM/2019 (internal contract number of 15.18.3/UN37/ PPK.3.1/2019).

References

- [1] Heyko, Eduardo, Zamruddin Hasid, and Priyagus Priyagus. "Strategi pemanfaatan energi terbarukan dalam rangka kemandirian energi daerah provinsi kalimantan timur." *INOVASI* 12, no. 1 (2016): 01-28.
- [2] Statistik, Badan Pusat. "Statistik kelapa sawit Indonesia 2017." *Jakarta (ID): Badan Pusat Statistik* (2018).
- [3] Noshadi, I., N. A. S. Amin, and Richard S. Parnas. "Continuous production of biodiesel from waste cooking oil in a reactive distillation column catalyzed by solid heteropolyacid: optimization using response surface methodology (RSM)." *Fuel* 94 (2012): 156-164. <https://doi.org/10.1016/j.fuel.2011.10.018>
- [4] Jaat, Norrizam, Amir Khalid, Norrizal Mustaffa, Fathul Hakim Zulkifli, Norshuhaila Mohamed Sunar, Ridwan Saputra Nursal, Mahmod Abd Hakim Mohamad, and Djamal Didane. "Analysis of injection pressure and high ambient density of biodiesel spray using computational fluid dynamics." *CFD Letters* 11, no. 1 (2019): 28-39.
- [5] "Kiprah Biodiesel Dalam Mendukung Pengembangan Energi Baru Terbarukan : Capaian Program B30 Pada Semester I 2021." Direktorat Jenderal EBTKE - Kementerian ESDM, July 25, 2021.
- [6] Hayder, G., and P. Puniyarsen. "Identification and evaluation of wastes from biodiesel production process." *Journal of Advanced Research in Applied Sciences and Engineering Technology* 3, no. 1 (2016): 21-29.
- [7] Kusumaningtyas, Ratna Dewi, Prima Astuti Handayani, Rochmadi Rochmadi, Suryo Purwono, and Arief Budiman. "Tin (II) chloride catalyzed esterification of high FFA jatropha oil: Experimental and kinetics study." *International Journal of Renewable Energy Development* 3, no. 2 (2014): 75-81. <https://doi.org/10.14710/ijred.3.2.75-81>
- [8] Jain, Siddharth, M. P. Sharma, and Shalini Rajvanshi. "Acid base catalyzed transesterification kinetics of waste cooking oil." *Fuel Processing Technology* 92, no. 1 (2011): 32-38. <https://doi.org/10.1016/j.fuproc.2010.08.017>
- [9] Kumar, Mukesh, and M. P. Sharma. "Assessment of potential of oils for biodiesel production." *Renewable and Sustainable Energy Reviews* 44 (2015): 814-823. <https://doi.org/10.1016/j.rser.2015.01.013>
- [10] Valente, Osmano Souza, Vanya Márcia Duarte Pasa, Carlos Rodrigues Pereira Belchior, and José Ricardo Sodr . "Physical–chemical properties of waste cooking oil biodiesel and castor oil biodiesel blends." *Fuel* 90, no. 4 (2011): 1700-1702. <https://doi.org/https://doi.org/10.1016/j.fuel.2010.10.045>
- [11] Elangovan, T., G. Anbarasu, and L. Jeryraj Kumar. "Development of Calophyllum inophyllum biodiesel and analysis of its properties at different blends." *International Journal of ChemTech Research* 9, no. 4 (2016): 220-229.
- [12] Olasheu, T. I., K. A. Adebisi, M. O. Duwoju, and K. O. Odesanya. "Determination of Some Physical Properties of Jatropha (Jatropha Curcas) Oil." *International Journal of Engineering Research* 4, no. 6 (2015): 331-338. <https://doi.org/10.17950/ijer/v4s6/612>
- [13] Hanafie, Ahmad, Andi Haslinah, Qalamin Qalaman, and Akbar Made. "PERMODELAN KARAKTERISTIK BIODIESEL DARI MINYAK JELANTAH." *ILTEK: Jurnal Teknologi* 12, no. 02 (2017): 1775-1779. <https://doi.org/10.47398/iltek.v12i02.89>
- [14] Kusumaningtyas, Ratna Dewi, Haniif Prasatiawan, Brylian Rizky Pratama, Dani Prasetya, and Anwaruddin Hisyam. "Esterification of Non-edible Oil Mixture in Reactive Distillation Column over Solid Acid Catalyst: Experimental and Simulation Study." *Journal of Physical Science* 29 (2018): 215-226. <https://doi.org/10.21315/jps2018.29.s2.17>
- [15] Kumar, Ashwani, and Satyawati Sharma. "Potential non-edible oil resources as biodiesel feedstock: an Indian perspective." *Renewable and Sustainable Energy Reviews* 15, no. 4 (2011): 1791-1800. <https://doi.org/10.1016/j.rser.2010.11.020>
- [16] Oo, Ye Min, Makatar Wae-hayee, and Chayut Nuntadusit. "Experimental and Numerical Study on the Effect of Teardrop Dimple/Protrusion Spacing on Flow Structure and Heat Transfer Characteristics." *Journal of Advanced Research in Experimental Fluid Mechanics and Heat Transfer* 2, no. 1 (2020): 17-32. <https://doi.org/10.1016/j.ijheatmasstransfer.2015.01.055>
- [17] Alawi, Omer A., and Haslinda Mohamed Kamar. "Performance of Solar Thermal Collector Using Multi-Walled Carbon Nanotubes: Simulation Study." *Journal of Advanced Research in Micro and Nano Engineering* 2, no. 1 (2020): 12-21.
- [18] Taib, Norhidayah Mat, Mohd Radzi Abu Mansor, and Wan Mohd Faizal Wan Mahmood. "Simulation of Hydrogen Combustion in Neon-Oxygen Compression Ignition Engine." *CFD Letters* 12, no. 12 (2020): 1-16. <https://doi.org/10.37934/cfdl.12.12.116>
- [19] kadhim Sharaf, Hussein, Nawal Aswan Abdul Jalil, and Sadeq Salman. "A simulation on the effect of ultrasonic vibration on ultrasonic assisted soldering of Cu/SAC305/Cu joint." *Journal of Advanced Research in Applied Mechanics* 36, no. 1 (2017): 1-9.
- [20] Souza, Thib rio PC, Luiz Stragevitch, Augusto Knoechelmann, Jose GA Pacheco, and Jose MF Silva. "Simulation and

- preliminary economic assessment of a biodiesel plant and comparison with reactive distillation." *Fuel processing technology* 123 (2014): 75-81. <https://doi.org/10.1016/j.fuproc.2014.02.004>
- [21] Smejkal, Quido, and M. Šoóš. "Comparison of computer simulation of reactive distillation using ASPEN PLUS and HYSYS software." *Chemical Engineering and Processing: Process Intensification* 41, no. 5 (2002): 413-418. [https://doi.org/10.1016/S0255-2701\(01\)00160-X](https://doi.org/10.1016/S0255-2701(01)00160-X)
- [22] Pirola, Carlo, Federico Galli, Michele Corbetta, and Flavio Manenti. "Robust kinetic modeling of heterogeneously catalyzed free fatty acids esterification in monophasic liquid/solid packed bed reactor: rival model discrimination." *Clean Technologies and Environmental Policy* 17, no. 5 (2015): 1139-1147. <https://doi.org/10.1007/s10098-015-0925-x>
- [23] Gerbaud, Vincent, and Ivonne Rodriguez-Donis. "Advances in Extractive Distillation." *Reference Module in Chemistry, Molecular Sciences and Chemical Engineering*, 2019. <https://doi.org/10.1016/b978-0-12-409547-2.05949-7>
- [24] Mengyu, G. A. N., P. A. N. Deng, M. A. Li, Y. U. E. En, and H. O. N. G. Jianbing. "The kinetics of the esterification of free fatty acids in waste cooking oil using Fe₂(SO₄)₃/C catalyst." *Chinese Journal of Chemical Engineering* 17, no. 1 (2009): 83-87. [https://doi.org/10.1016/S1004-9541\(09\)60037-9](https://doi.org/10.1016/S1004-9541(09)60037-9)
- [25] Talebian-Kiakalaieh, Amin, Nor Aishah Saidina Amin, Alireza Zarei, and Iman Noshadi. "Transesterification of waste cooking oil by heteropoly acid (HPA) catalyst: optimization and kinetic model." *Applied Energy* 102 (2013): 283-292. <https://doi.org/https://doi.org/10.1016/j.apenergy.2012.07.018>
- [26] Kusumaningtyas, Ratna Dewi, Naomi Ratrianti, Indah Purnamasari, and Arief Budiman. "Kinetics study of Jatropha oil esterification with ethanol in the presence of tin (II) chloride catalyst for biodiesel production." In *AIP Conference Proceedings*, vol. 1788, no. 1, p. 030086. AIP Publishing LLC, 2017. <https://doi.org/10.1063/1.4968339>

Terindeks Scopus SJR 0.28 (2021)

1. SCOPUS

Source Details : Scopus.com

Coverage : from 2017 – Present



Scopus Preview



Source details

Feedback

Journal of Advanced Research in Fluid Mechanics and Thermal Sciences

Scopus coverage years: from 2017 to Present

Publisher: Penerbit Akademia Baru

ISSN: 2289-7879

Subject area: Chemical Engineering: Fluid Flow and Transfer Processes

Source type: Journal

[View all documents >](#)

[Set document alert](#)

[Save to source list](#) [Source Homepage](#)

CiteScore 2020
1.6

SJR 2020
0.247

SNIP 2020
0.680

[CiteScore](#) [CiteScore rank & trend](#) [Scopus content coverage](#)

Improved CiteScore methodology

CiteScore 2020 counts the citations received in 2017-2020 to articles, reviews, conference papers, book chapters and data papers published in 2017-2020, and divides this by the number of publications published in 2017-2020. [Learn more >](#)

CiteScore 2020

$$1.6 = \frac{1,510 \text{ Citations 2017 - 2020}}{943 \text{ Documents 2017 - 2020}}$$

CiteScoreTracker 2021

$$2.2 = \frac{2,609 \text{ Citations to date}}{1,194 \text{ Documents to date}}$$


Scimago Journal and Country Rank

also developed by scimago  SCIMAGO INSTITUTIONS RANKINGS

SJR Scimago Journal & Country Rank 

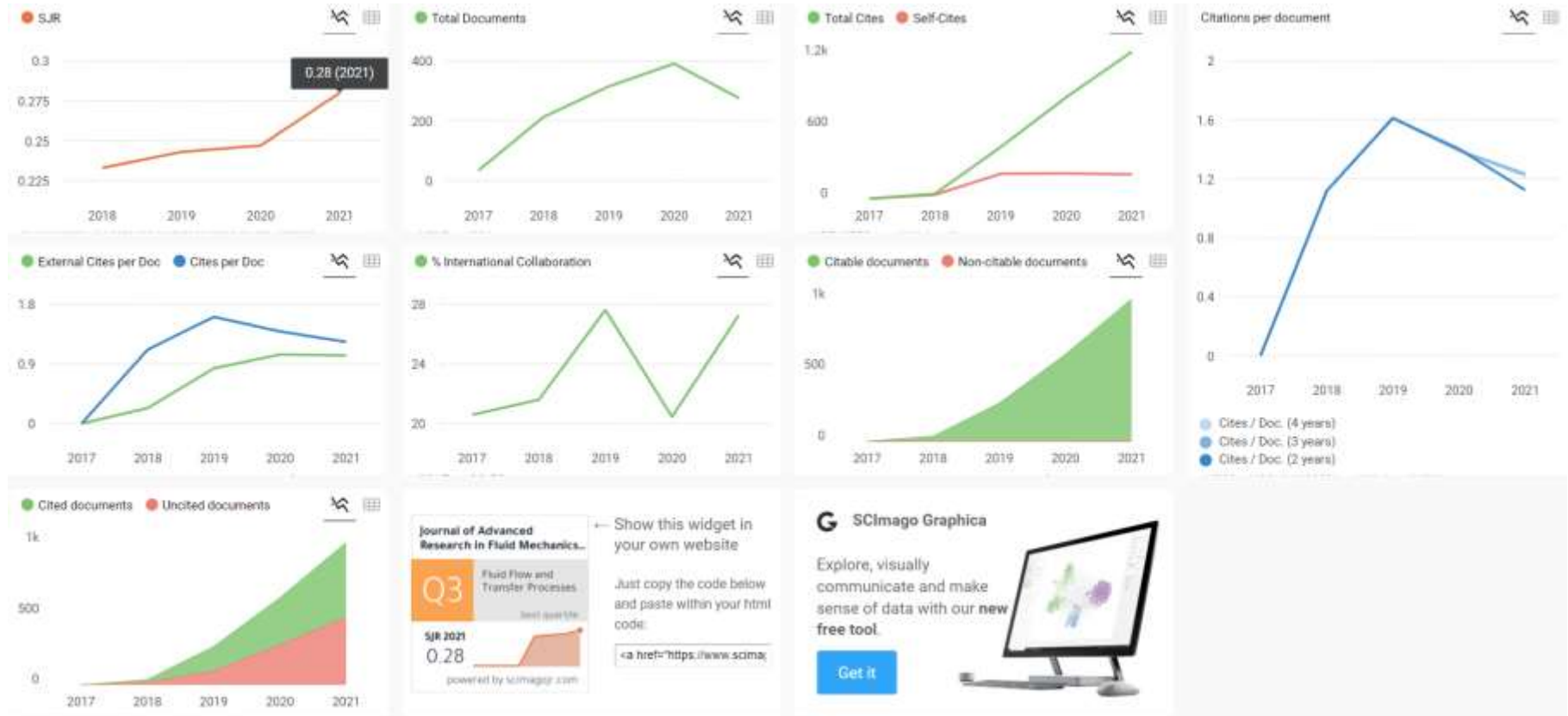
[Home](#) [Journal Rankings](#) [Country Rankings](#) [Viz Tools](#) [Help](#) [About Us](#)

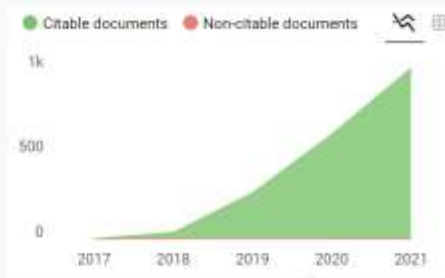
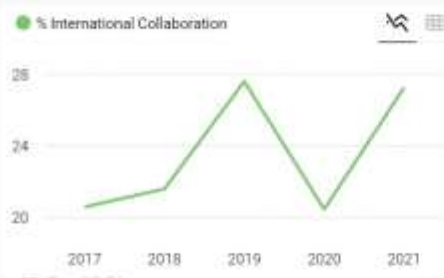
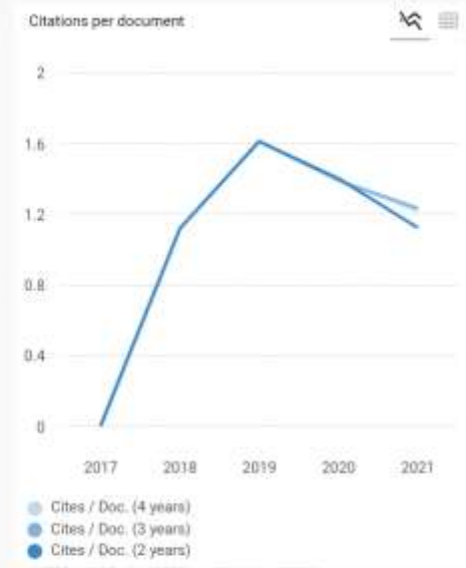
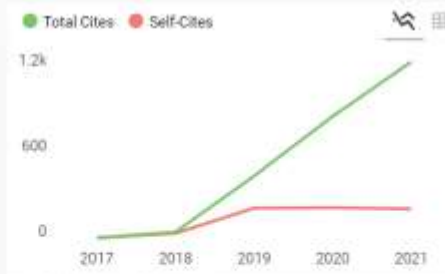
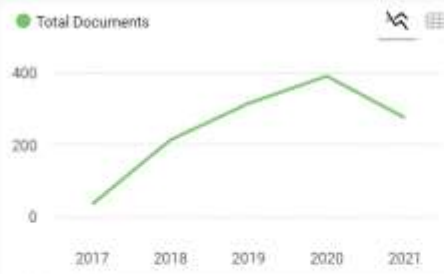
Journal of Advanced Research in Fluid Mechanics and Thermal Sciences

COUNTRY	SUBJECT AREA AND CATEGORY	PUBLISHER	H-INDEX
Malaysia 	Chemical Engineering └ Fluid Flow and Transfer Processes	Penerbit Akademia Baru	17
PUBLICATION TYPE	ISSN	COVERAGE	
Journals	22897879	2017-2021	

SJR Information

SJR = 0.28 (2021)





Journal of Advanced Research in Fluid Mechanics

Q3 Fluid Flow and Transfer Processes

SJR 2021 0.28

powered by scimagojr.com

Show this widget in your own website

Just copy the code below and paste within your html code:

```
<a href="https://www.scimagojr.com">
```

SCImago Graphica

Explore, visually communicate and make sense of data with our new free tool.

[Get it](#)

Quartile Information

Quartile = Q3 (2021) area Chemical Engineering (Fluid Flow and Transfer Process)

Quartiles

The set of journals have been ranked according to their SJR and divided into four equal groups, four quartiles.

Category	Year	Quartile
Fluid Flow and Transfer Processes	2018	Q3
Fluid Flow and Transfer Processes	2019	Q3
Fluid Flow and Transfer Processes	2020	Q4
Fluid Flow and Transfer Processes	2021	Q3

Quartiles

