

D. Decorating fabrics by applying tie and dye technique in Patemon Village of Central Java

by Adhi Kusumastuti

Submission date: 13-Apr-2020 08:15AM (UTC+0700)

Submission ID: 1296002992

File name: D._Sawitri_2020_J._Phys.__Conf._Ser._1446_012070.pdf (741.71K)

Word count: 1746

Character count: 9116

PAPER • OPEN ACCESS

Decorating fabrics by applying tie and dye technique in *Patemon* Village of Central Java

To cite this article: S Sawitri *et al* 2020 *J. Phys.: Conf. Ser.* **1446** 012070

View the [article online](#) for updates and enhancements.



IOP | ebooks™

Bringing you innovative digital publishing with leading voices to create your essential collection of books in STEM research.

Start exploring the collection - download the first chapter of every title for free.

Decorating fabrics by applying tie and dye technique in Patemon Village of Central Java

S Sawitri^{1*}, W Prasetyaningtyas¹, R Syamwil¹, A Kusumastuti², A Pratiwi¹ and S Harsari¹

¹ Fashion Engineering Education Department, Universitas Negeri Semarang, Indonesia

² Family Welfare Education Department, Universitas Negeri Semarang, Indonesia

*sicilia.sawitri@mail.unnes.ac.id

Abstract. The problem to overcome in this Community Service was how to develop skills to decorate fabrics by applying tie and dye techniques to the house wives and teenager in *Patemon* village to become business. The target of this activity was house wives and teenager in *Patemon* village. The methods were used on this activity lecturer, demonstration and experiment. The results achieved are the realization of veil creation by applying tie and dye techniques in *Patemon* Village (72 %), it was high category. The housewives and teenager can use the skill in tie and dye, make many product. It can be used to increase the income in their family. Suggestions that can be submitted include: 1) Increase the number of practices, create another products and motive, by using tie and dye techniques, 2) Participants can develop the products by using other fabrics.

1. Introduction

Effort to increase family income in *Patemon* Village, have been carried out in various ways, especially for housewives who do not work. Nowadays, *Patemon* Village, located in the southern edge of Semarang, is a fairly developed area due to the existence of the Semarang State University (UNNES), and the Midwifery Academy (AKBID) in this area.

This may cause residents from other cities who work and study at UNNES and AKBID, to have a positive impact on the surrounding community, such as Sekaran and *Patemon* Village. The condition of the population in *Patemon* Village today is more diverse, in addition to the natives, many migrants from various region in Indonesia, such as: student lecturers and employees work at UNNES and AKBID. That has caused the residents from other cities who work and study at UNNES and AKBID, to have a positive impact on the surrounding community, namely Sekarang, *Patemon*, Kali Segoro and Ngijo village.

The condition of the population in *Patemon* village today is more diverse, in addition to the natives, many migrants from various regions in Indonesia such as: students, lecturers and employees working at UNNES and AKBID. This has an impact on the community in Sekaran and *Patemon* Village, including shifting employment opportunities for housewives and teenager, on only farming, but many of them are trying in other fields, such as boarding businesses for students and computer rental businesses, dress making, culinary, food stalls, restaurant, grocery stores, mini supermarkets and laundry.



Content from this work may be used under the terms of the [Creative Commons Attribution 3.0 licence](https://creativecommons.org/licenses/by/3.0/). Any further distribution of this work must maintain attribution to the author(s) and the title of the work, journal citation and DOI.

Published under licence by IOP Publishing Ltd

One of the businesses that seem to be developing in Gunungpati are laundry, clothing store, dress making. At this time many new businesses have emerge. Individual business that started from sewing the clothes of the costumers a small scale. It can be developed to a large business. Beside get the order, the owner can increase their knowledge and skills, such as create some new fabrics, include batik, embroidery, and tie and dye technique.

1.1. Tie and Dye Technique

Tie and dye technique is a way to decorate the fabrics and pattern the fabrics by using tie and dye technique. Tie and dye, means ties the fabrics use rope, while dye means dyes the fabrics into pigment [1] This is due to the manufacturing process using binding and dying techniques. The tie and dye technique is easy to do, the motives obtained depend on how the bonding done. Tie and dye is a method of introducing colored or white pattern on fabrics by tying it strongly with string or rubber bands in various ways before immersing it in the dye bath [2].

Tie and dye technique has several advantages and uniqueness, including making motives easier, faster, cheaper equipment and materials that are easily available. In terms of artistry and uniqueness, tie and dye is beautiful and attractive if the process is done carefully and thoroughly [1].

1.1.1. Material and Method

The material uses in this technique are white cotton fabric, chiffon. The basic ingredients used in the tie and dye technique are textiles and dyes both natural and artificial. Various types of products can be produced with tie and dye techniques, based on textile, including: fashion materials, interior products or interior equipment, to accessories to souvenirs, and as a medium for the expression of pure art expression [1]

1.1.2. The design.

There are three basic bonding technique [3], namely: A single bond, a double bond and cross bond.

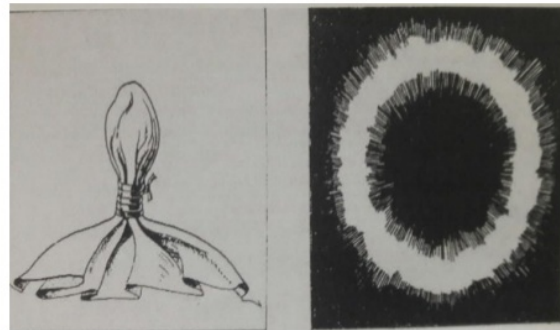


Figure 1. The single bond technique and motif [3]




Figure 2. The double bond technique and motif [3]




Figure 3. The Cross bond technique and motif [3]

By modified the bond, the motif can be created. Motif can be obtained by fabrics arrangement, such as rectangles, ovate, and other shapes. By experiment using more than double bonding and some colors, it create abstract motif. After the bonding is complete, next the color are applied, use brushes.



Figure 4. The modification bond [4]

1.2. Training strategy

The training strategy in this study was Dick an Carey Model of Instruction, consist 10 stage.

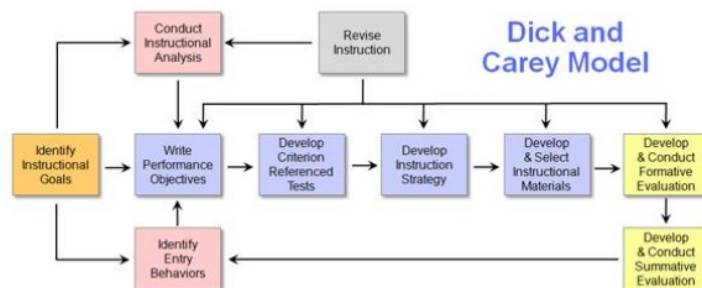


Figure 5. The Dick and Carey Instructional Model [5]

First, is identifying training goal. The training goal was how to improve housewives and teenager ability in creating new fabric by applying tie and dye technique. Second, conducting training analysis, to know the ability which will give to participants. Third, identify entry behavior, to know the participant competence before the training. Most of all participant didn't have competence in decorating fabric by applying tie and dye technique. Four, wrote the performance objective, Five, develop a criterion reference test. Created observation sheet, with 5 indicator: design, creativity. Six, develop instructional strategy. In this study the strategy was applying 3 teaching method, and used job sheet. By giving the job sheet which for the participant, the skill in decorating fabrics' surface by applying tie and dye technique, the participant can create another decoration for the surface of the fabric Seven, develop and select instructional materials. Eight and Nine develop formative and summative evaluation.

2. Research Method

The research was conducted in *Patemon* Village. The population is women in *Patemon* District. The samples are the housewives and teenager who interested in tie and dye technique. There were 32 women who interested in the program. The data collection used observation sheet, consist of aspects: design, creativity, technique, tidiness and time. The experiment research was used one-case study, in this study the treatments were lecturer, demonstration and trial. The lecturers explain and demonstrate the tie and dye technique. The participants tried to create new fabrics by applying tie and dye Technique. The data analysis used descriptive percentage.

3. Result and Discussion

By using tutorial, the program was conducted. The method was used in this program, lecturing, demonstrating and experiment. The data collections used observation sheet, contain 5 aspects, there are: design, creativity, technique, tidiness, and time. Data analyze used descriptive percentage. The result was the score of participants' achievement in decorating fabrics by using tie and dye technique, 72 %, it was good category. It because the participant had a good motivation to create a new motif by using tie and dye technique. The participants create their own motif and tried to dye, but in this program, we didn't dye in a pan, just touch the fabrics by using brushes. After the program, they can sell the product to the society it will be increase their income.

The participants were very interested in the tie and dye technique, because it was a new experience for them to make a new fabric. They can be creative by making free ties as they wish for the fabric decoration.

According to the participants, the tie and dye technique provide ideas for decorating fabrics in an easy way. It was not requiring large vessels. Only using a motif brush can be made and the results were beautiful. The tie and dye skill training is improving the skill of women in the community and expected that women who have participated in training in making tie and die could transfer the skill to another [6]. The result can be higher, if the participants try more than one experiment. It needs more trying.



Figure 6. The result of fabric decorated by using tie and dye technique

4. Conclusion

The achievement of housewives and teenager in *Patemon* Village in decorating fabrics by using tie and dye technique was high. They can sell the product to increase their family income.

5. Acknowledgments

Many thanks to UNNES Rector, Dean and Head of Department Home Economics, and Lurah *Patemon* who gave us permission to do the community service.

References

- [1] Wardoyo S and Widodo S T 2018 *Kreasi motif pada produk tie-dye (ikat celup) di Kota Yogyakarta* (Yogyakarta: Badan Penerbit Institut Seni Indonesia Yogyakarta)
- [2] Nwadiokwu E S et al 2016 *International Journal of Education and Research* **4**
- [3] Mahfud M H, Rizali N, Antriandarti E, and Ani S W 2016 *Journal of Research in Business, Economics and Management* **7**
- [4] Satmowi 1970 *Teknik ikat dan celup* (Jakarta: BP Pembimbing Putera)
- [5] Dick W and Carey L 2000 *The Systematic Design of Instruction* (Glenview, IL: Scott, Foresman, and Company)
- [6] Aini N, Kusumawardani H, Hadijah I 2019 *Jurnal Karinov* **2**

D. Decorating fabrics by applying tie and dye technique in Patemon Village of Central Java

ORIGINALITY REPORT

14%

SIMILARITY INDEX

11%

INTERNET SOURCES

5%

PUBLICATIONS

10%

STUDENT PAPERS

MATCH ALL SOURCES (ONLY SELECTED SOURCE PRINTED)

7%

★ gfzpublic.gfz-potsdam.de

Internet Source

Exclude quotes On

Exclude matches Off

Exclude bibliography On