

INVESTIGATION OF THE EFFECT OF FLUIDS SUPERFICIAL VELOCITY ON INITIATION AND DEVELOPMENT OF SLUG FLOW IN A HORIZONTAL HYDRAULICS PIPE

by Samsudin Anis

Submission date: 15-Jan-2020 01:32PM (UTC+0700)

Submission ID: 1242140382

File name: Slug_flow_development-turnitin.docx (1.89M)

Word count: 4601

Character count: 24751

INVESTIGATION OF THE EFFECT OF FLUIDS SUPERFICIAL VELOCITY ON INITIATION AND DEVELOPMENT OF SLUG FLOW IN A HORIZONTAL HYDRAULICS PIPE

Abstract

The aim of this research is to investigate the effect of fluids superficial velocity on the characteristics of two-phase slug flow in a horizontal hydraulics pipe covering initiation and development of slug flow. Air and water were employed as the working fluids. Slug flow characteristics were visually observed at 25D and 200D in 19 mm internal diameter of acrylic pipe for the initiation and fully developed slug flow conditions, respectively. Flow visualization was taken using high speed video cameras at 400 fps and then analyzed using image processing method. Based on the flow pattern characteristics, several slug flow initiation mechanisms were obtained. Under the investigated conditions, at low to medium air superficial velocity (J_G) with low to high water superficial velocity (J_L), slug flow initiation mechanisms consisted of wave growth, hydraulic jump, blockage, and slug decaying. While wave initiation, wave formation, disturbance, wave coalescence, and incompletely developed slug mechanisms were observed at medium to high J_G with low to high J_L . After slug flow was fully developed, it was found that the higher the water superficial velocity resulted in lower void fraction and higher slug frequency. In the meantime, pressure drop and liquid slug velocity increased considerably with the increase of both J_G and J_L . Maximum pressure drops of 8.35 kPa/m occurred at J_L of 2.00 m/s and J_G of 3.76 m/s. The highest slug frequency of 6.67 1/s was observed at J_L of 2.00 m/s and J_G of 2.12 m/s. This information is important for designing fluid flow in horizontal hydraulics pipes and for consideration in predicting the development of the slug flow in order to avoid the negative impact of slug flow in industrial applications.

Keywords: superficial velocity, slug flow, initiation, fully developed, characteristic, horizontal hydraulics pipe

Highlight

- Slug flow characteristics in a small diameter of hydraulic pipe was investigated
- This study covers initiation and development of slug flow
- Initiation mechanism of blockage and slug decaying was observed at low to medium J_G
- Slug flow characteristics were highly affected by fluids superficial velocity
- The obtained data can be used for fluid flow and model development consideration

1. Introduction

Two-phases flow in a horizontal hydraulics pipe is the part of multi-phases flow. Flow from these different phases is commonly found both in daily life and in industrial processes. One common form of two-phases flow is slug flow in which the liquid flows intermittently along the pipes in a concentrated mass. One of the characteristics of slug flow is the high fluctuation of velocity and local pressure of the gas and liquid phases caused by friction between the liquid slug at the top of the pipe, the liquid slug at the bottom of the pipe and slippage between phases. In addition to causing high pressure losses, local pressure differences that fluctuate in large numbers also result in pipes and structures damage such as corrosion and blasting (Al-Safran 2009; Villarreal et al. 2006). Thus, the presence of slug flow needs to be avoided and controlled to prevent damage to the pipe.

Several mechanisms of wave growth have been reported including classical model of Kelvin-Helmholtz instability theory known as Inviscid Kelvin-Helmholtz (IKH) (Taitel and Dukler 1976), Viscous Long Wavelength (VLW) instability (Lin and Hanratty 1986), and slug stability theorem (Andritsos et al. 1989; Kadri et al. 2009). In general, these concepts explain

slug flow in the high superficial velocities analytically with some assumptions, so that it did not detailly explain the slug flow formation. It should be noted that study of slug flow experimentally could be essentially needed to provide complete information for better clarification of understanding of slug flow mechanisms (Deendarlianto et al. 2016; Dinaryanto et al. 2017).

Slug flow mechanisms typically include formation, growth, and fully developed flow condition. Initially, slug flow originated from a small wave at the interface of gas-liquid caused by the difference of liquid and gas fluids velocity. Slug flow can be found at any point in unstable flow. As the slug grows, the height of the water level in the pipe increases due to the rapid frequency of slug formation (Woods et al. 2006). However, to find out the behavior of slug flow, it is necessary to understand the mechanism of the initiation of the slug flow besides of fully developed slug flow condition through parameters and flow characteristics information such as superficial velocity, wavelength, liquid hold-up, pressure drop, void fraction, and slug frequency. The understanding of the slug initiation mechanism is very important in pipeline design. For this purpose, a number of literatures have been published that investigate slug flow initiation mechanism as well as fully developed slug flow at various conditions. Studies on slug flow formation mechanism have been described by several researchers such as Dukler and Hubbard (1975), Ruder et al. (1989), Gu and Guo (2008), and Nieckele et al. (2013). Thermal effect on slug flow formation (Maulana 2013) as well as hydrodynamic behavior of gas-liquid (air-water) two-phases flow near the transition to slug flow in horizontal pipe (Deendarlianto et al. 2019) have also been informed. Nevertheless, there are insufficient information related to investigation of slug flow initiation. Recently, Dinaryanto et al. (2017) investigated initiation and fully developed air and water slug flow using acrylic pipe of 26 mm internal diameter and 10 m length. Slug flow initiation was observed at 0-75D whereas fully developed slug flow was studied at 75-210D to examine the mechanism of wave growth, wave distribution, and slug

frequency formed along the pipe using 2 high speed cameras. Conte et al. (2017) also studied ⁶ characterization of slug initiation for horizontal air-water two-phase flow using acrylic tubes with 26 mm internal diameter and provided distribution and statistical parameters ¹⁶ for bubble length, slug length, bubble velocity, slug frequency and unit-cell frequency of slug initiation. However, it is believed that due to complex process of slug flow, there are others initiation mechanisms that need clear clarification. In addition, void fraction and liquid slug velocity with regard to development of slug flow are others important factors to be revealed particularly in a relatively small pipe diameter.

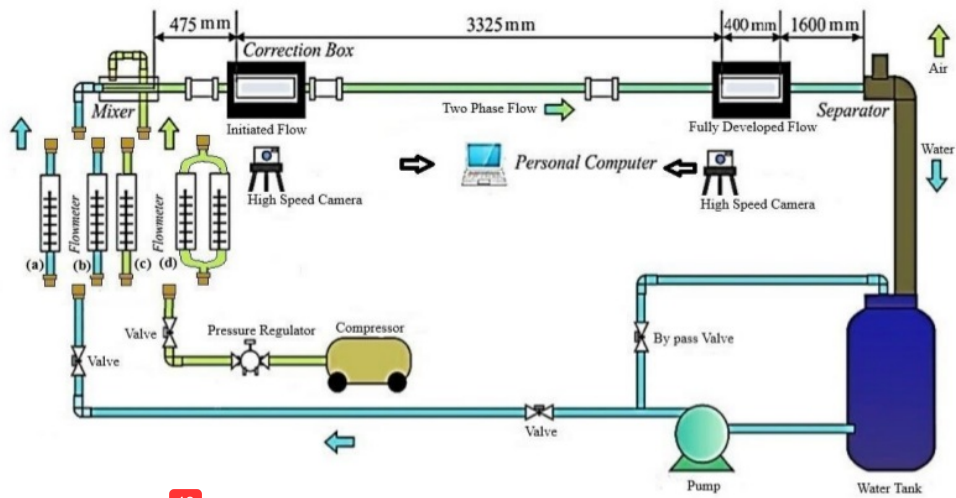
Based on the above description, although studies of initiation and fully developed slug flow in horizontal hydraulics pipes have been an interesting topic both theoretical and practical, the slug flow formation is so complex by its transient nature and the multi-dimensional dynamic process as there are many parameters and characteristics involved. ³⁴ Therefore, this study is performed to investigate the initiation and development of slug flow mechanisms covering void fraction, liquid slug velocity, pressure drop, slug frequency etc. in a small horizontal pipe. In addition, slug flow formation was studied at different ⁸ ranges of superficial velocities of air and water. This work is actually complementing previous studies by elucidating slug flow formation mechanism in crucial conditions. Thereby, slug flow characteristics obtained in this work are highly essential for understanding the slug flow mechanisms that are important to prevent pipe damage.

⁶⁰ 2. Experimental Method

A schematic representation of the experimental apparatus is shown in Figure 1. This study used a transparent acrylic pipe ⁵ with an inner diameter of 19 mm. The test section length was 5,800 mm to ensure the slug flow is well developed. The apparatus was equipped with a mixer to accommodate the formation of two-phases flow in the horizontal pipe as used in previous studies (Dinaryanto et al. 2017; Ujang et al. 2006). The mixer was designed in the

form of a tube which has a splitter in the center area made of acrylic with a thickness of 3 mm. In this work, ³³ water and air were employed as the working fluids. The air and water were supplied ³² from the top side and bottom side of the splitter, respectively into the inlet. A semi jet water pump with a maximum capacity of 50 lpm and a total head of 41 m was used for water circulation. While, to accommodate pressurized-air flowed ³¹ into the test section, a compressor with a maximum pressure of 80 bar was applied. Some valves and flow meters for water and air regulation were also used. There were two types of flow meters i.e. 0–4 lpm and 0–100 lpm for water, and 0–10 lpm and 0–60 lpm for air measurements.

The experimental apparatus was also completed with two correction boxes and LED lamps to facilitate data collection and visualization of two-phases fluid flow study both at the initiation and the development sections. Each correction box used is made of 5 mm acrylic sheet with a ¹⁵ size of 410 mm x 75 mm x 75 mm. The correction box is used to minimize the refractive indices difference between the fluids and tube wall material so that the image distortion of water-air flowing inside the tube can be reduced. For this purpose, the correction boxes were filled by water that had an almost similar to acrylic's refractive index. Two high-speed video cameras were used to facilitate slug flow visualization at the initiation and development flow sections.



49
Figure 1. Schematic diagram of the experimental apparatus

The visualization experiment was carried out at various air superficial velocity (J_G) of 2.12 to 3.78 m/s and water superficial velocity (J_L) of 0.88 to 2 m/s. These experimental conditions were plotted in the Mandhane flow pattern map (Mandhane et al. 1974) to ensure the superficial fluid velocities range is in the slug flow pattern category as illustrated in Figure 2. In each experiment, the water and air were supplied at a predetermined superficial velocity. After steady condition has been reached, the air-water flow visualization data was taken at the test section spaced of 25D to 46D for initiation of slug flow and 200D to 221D for fully-developed slug flow using two high-speed video cameras with a frame rate of 400 fps and a resolution of 640 x 240 pixels as shown in Figure 1. These conditions are able to record or capture 42-182 frames in each test section under the investigated conditions. The video camera recorded data was then processed using Virtual Dub and CorelDraw software in order to evaluate slug flow initiation and development characteristics including void fraction, pressure drop, slug frequency, and liquid slug velocity.

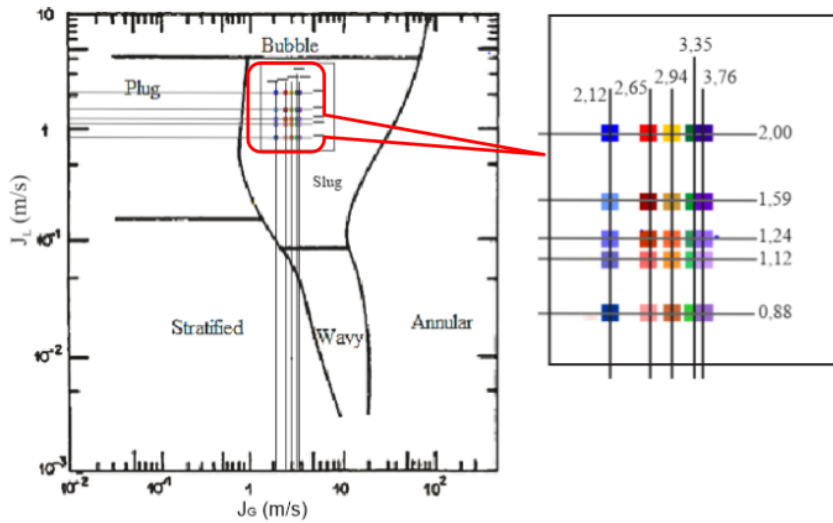


Figure 2. Plot of experimental conditions in the Mandhane flow pattern map

3. Results and Discussion

3.1. Visualization of initiation and development of slug flow

This research involved slug formation mechanism, started by wave growth or Kelvin-Helmholtz mechanism as given in Figure 3 which occurred at $J_G=2.12$ m/s and $J_L=0.88$ m/s. It could be observed that wave growth was formed as the increase of air superficial velocity (J_G) at constant water superficial velocity (J_L). At a constant water superficial velocity, the increase of air superficial velocity ignited the wave coalescence as revealed in Figure 4 ($J_G=2.94$ m/s and $J_L=0.88$ m/s). The formed wave fused with other waves thus combined and generated wave coalescence.




Figure 3. Visualization of slug flow initiation with Kelvin-Helmholtz mechanism at 25D ($J_G=2.12$ m/s and $J_L=0.88$ m/s)




Figure 4. Visualization of slug flow initiation with wave coalescence mechanism at 25D ($J_G=2.94$ m/s and $J_L=0.88$ m/s)

At high water superficial velocity ($J_L > 0.88$ m/s), slug formation mechanism was influenced by both development of a single wave and wave merging. Disturbance was also found at inlet mixer area at high water superficial velocity which in turn affecting slug formation. At high water superficial velocity ($J_L > 0.88$ m/s) and low air superficial velocity ($J_G < 3$ m/s), slug was formed through wave development as shown in Figure 5 ($J_G=2.65$ m/s

and $J_L=1.59$ m/s). At high J_L , the unstable flow triggered slug decaying that generated a high number of slugs in the initiation area than that of in the fully developed area.

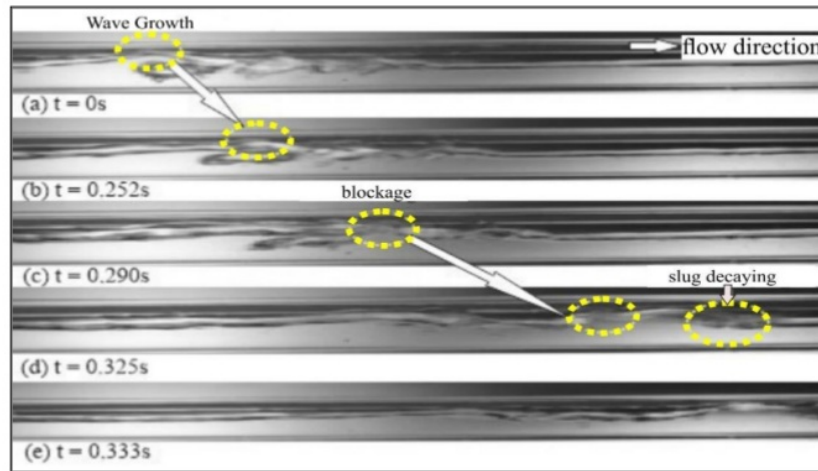
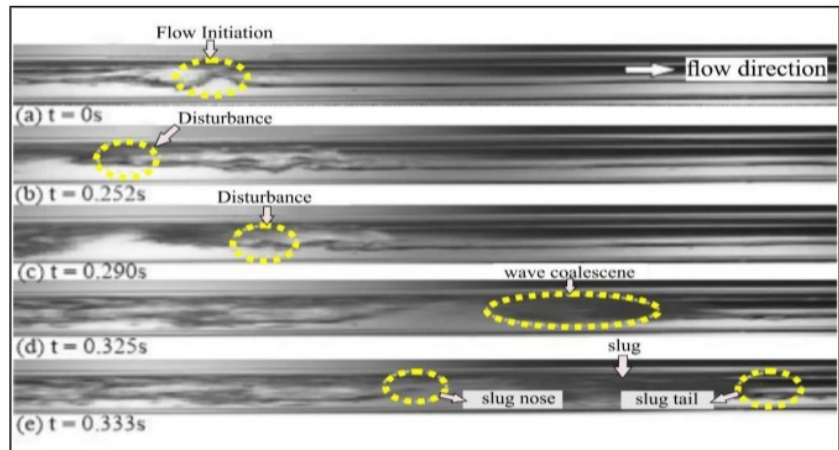


Figure 5. Visualization of slug flow initiation at high water superficial velocity (J_L) and low air superficial velocity (J_G) at 25D ($J_G=2.65$ m/s and $J_L=1.59$ m/s)

When air superficial velocity increased ($J_G>3$ m/s), turbulence level and the amount of water at inlet area also increased. It resulted in the increase of disturbance level at inlet area which subsequently would give a major influence on slug formation. The phenomenon is illustrated in Figure 6 for $J_G=3.35$ m/s and $J_L=1.59$ m/s. It can be seen in the beginning of wave formation, a wave disturbance appeared, followed by another wave. The wave coalescence was then formed that resulted in slug formation, marked by the appearance of slug with slug nose and slug tail. However, the slug in initiation area of 25D-46D was not completely formed. While in development area (200D-221D), along with the increase of water superficial velocity and air superficial velocity, slug was completely formed.



12
 Figure 6. Visualization of slug flow initiation at high water superficial velocity and high air superficial velocity at 25D ($J_G=3.35$ m/s and $J_L=1.59$ m/s)

Observation in the development flow area is shown in Figure 7 for a low J_G value ($J_G=2.12$ m/s). Slug flow consisted of an elongated bubble and a liquid slug with several tiny bubbles in it. This is in accordance with slug unit scheme of Dukler and Hubbard (1975).

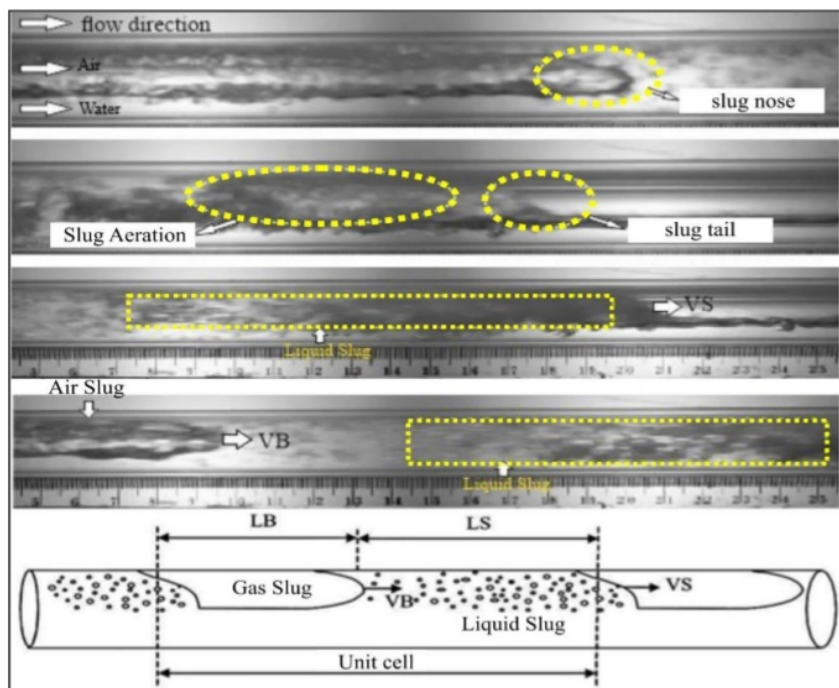


Figure 7. Visualization of slug flow at developed area at 200D for low air superficial velocity and low water superficial velocity ($J_G=2.12$ m/s and $J_L=0.88$ m/s)

Along with the progressed flow, the slug length increased due to the velocity difference between the nose and tail of the slug itself. At high water superficial velocity, slugs tended to reach a constant length faster. This was identified by the same velocities of nose and tail. As the increased of air superficial velocity, for example at $J_G=2.94$ m/s, the number of bubbles increased and formed dispersed slug in the tail of liquid slug, as shown in Figure 8.

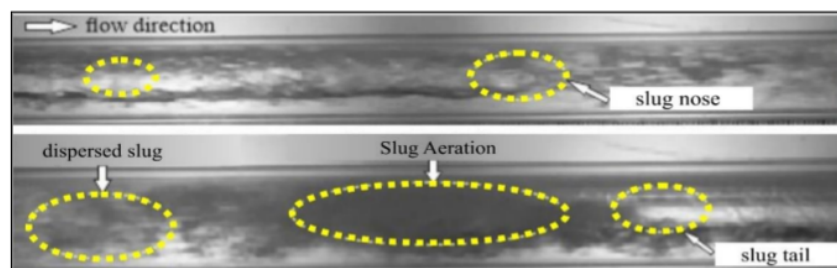


Figure 8. Visualization of fully developed slug flow at 200D at $J_G=2.94$ m/s and $J_L=0.88$ m/s.

Slug flow was initiated by waves development, blockage in pipes, and liquid slug followed by gas slug. Figure 9 shows the characteristics of slug flow at high water superficial velocity ($J_L=1.59$ m/s). As explained earlier, slugs formed at high water superficial velocity would quickly reach a constant slug length at the same nose and tail velocities. Meanwhile, at high air superficial velocity ($J_G=3.35$ m/s), several irregular waves were formed in the fully developed flow test section area. In addition, at high J_G and J_L , the level of interference at the flow interface highly influenced the effect of surface tension of flow interface. It was therefore the top of the pipe could not be covered by liquid and the arise waves as the disturbance in the inlet dominantly cause break up in the waves as shown in Figure 10.

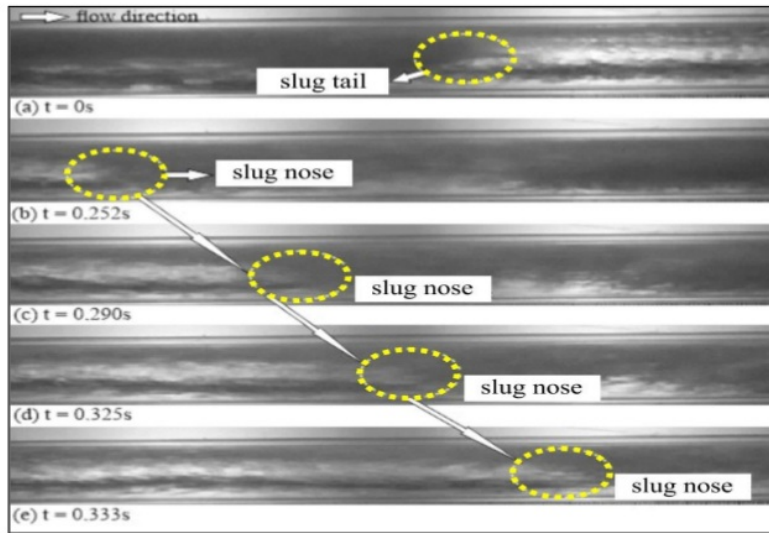


Figure 9. Visualization of fully developed slug flow at 200D at $J_G=2.65$ m/s and $J_L=1.59$ m/s.

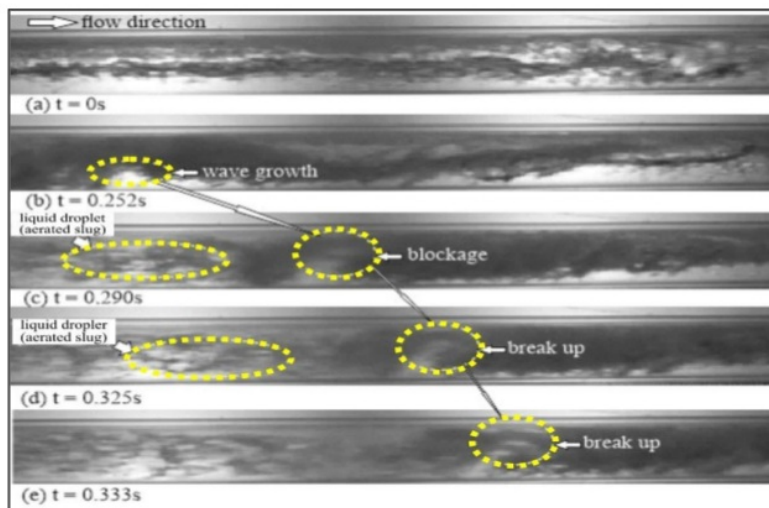


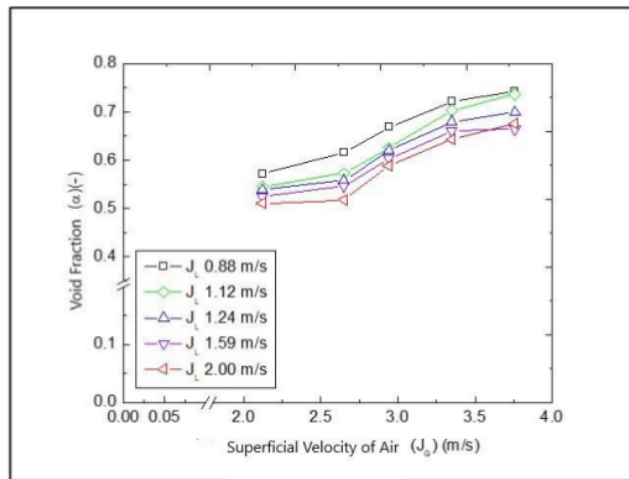
Figure 10. Visualization of fully developed slug flow at 200D at $J_G=3.35$ m/s and $J_L=1.59$ m/s.

3.2. Slug flow development characteristics

3.2.1. Void fraction

Figure 11 reveals the effect of air superficial velocity on void fraction. It can be seen that higher air superficial velocity resulted in the higher void fraction. Naturally it happened in

the formation of liquid film in the pipe surface. During the improvement of air superficial velocity, liquid area in slug flow pattern was rapidly get rid of by gas, thus indirectly increase void fraction.



4 Figure 11. Effect of air superficial velocity on void fraction at various water superficial velocity.

Slug flow occurred due to the increase of gas velocity and flow blockage followed by bubbles at high velocity of sequential slug flow to gas velocity. Theoretically, void fraction could be determined using two approaches. These approaches are called homogeneous flow model and separated flow model as proposed by Wallis (1969). Another void fraction estimation has also been reported by Bonnecaze et al. (1971) based on the experimental data conducted in a horizontal pipe of 1.5 inch internal diameter and 80 ft length with inclination of -10° to 10° . Figure 12 shows void fraction at constant water superficial velocity with the increase of air superficial velocity compared to that of previous researches. The study revealed that slug void fraction was available in the middle of the three predictions. It is therefore the finding of slug void fraction was acceptable.

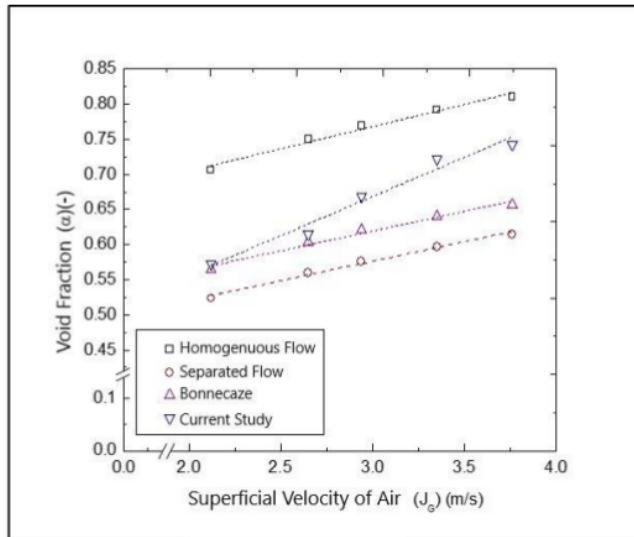


Figure 12. Comparison of void fraction with previous studies as a function of J_G at a fix J_L of 0.88 m/s.

3.2.2. Pressure drops

In complex condition, complicated analysis is not needed to determine pressure drop. In this work, pressure drops occurred in the pipe were evaluated based on adiabatically pressure drop of two phases flow given by Lockhart and Martinelli (1949), generally called Lockhart-Martinelli parameter. The evaluation was also supported with correlation recommended by Chisholm (1967) by incorporating Chisholm coefficient for various types of flow. The use of this approach has been proven and recommended by Naidek et al. (2017) whose expands the correlation application for corrugated pipes. ¹⁴ The effect of air superficial velocity on the pressure drop is given in Figure 13.

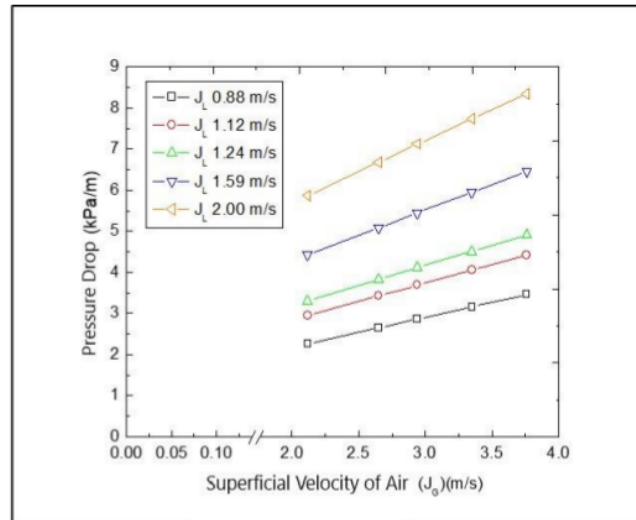
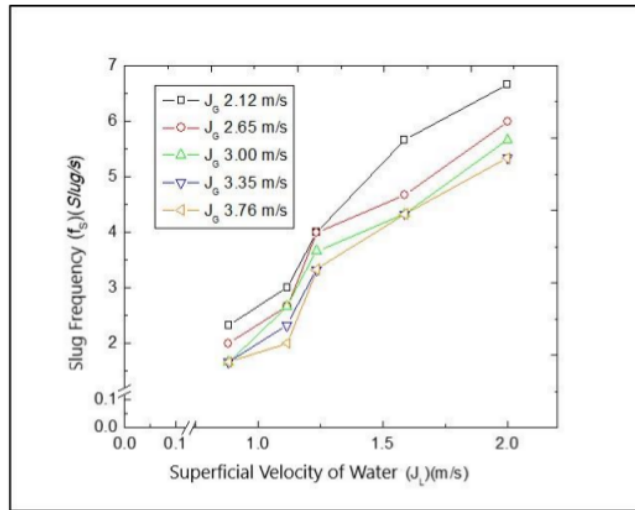


Figure 13. Effect of air superficial velocity on the pressure drop at various water superficial velocity.

The increase of pressure drops due to variation of air superficial velocity occurred because the increase of air superficial velocity forced liquid slug (L_s) to quickly moved. Continues increment of air velocity that lead to the change of flow pattern resulted to the replacement of liquid area by gas and the pressure drop would be constant. The excessive increment of air superficial velocity thus lead to turbulent water flow would re-increase pressure drop according to the friction force. The figure also implies that high pressure drop of slug flow is the reason of anticipating slug flow in horizontal hydraulic pipe.

3.2.3. Slug frequency

Figure 14 shows that the enhancement of slug frequency is caused by the increment of water amount entering into the test section by the increase of water superficial velocity. To equalize the addition of water mass in the cross section of test section pipe, so that the liquid flow in the pipe will move faster and directly affect the amount of liquid slug that appears in the observed test session, the frequency of the slug liquid will increase.



42

Figure 14. Effect of water superficial velocity on the slug frequency at various air superficial velocity.

Figure 15 shows that the decrease of slug frequency by the addition of air superficial velocity at constant water superficial velocity occurred due to the increase of gas flow into the pipe. Because of the fixed cross-sectional area of the test section pipe, the increase of gas flow of forced a portion of the liquid bag, therefore to equalize the mass of gas entering in the test section pipe, the air bag become longer, resulted in longer reading interval of slug liquid. During the observation of frequency data at slug development area at 200D, it was found that slug frequency tended to decrease as the increase of air superficial velocity at constant water superficial velocity.

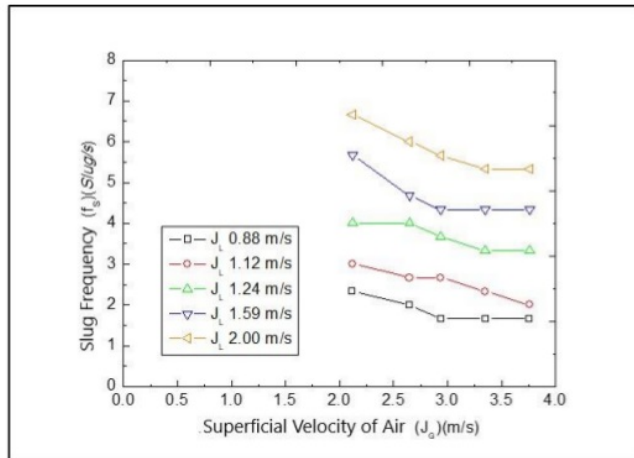


Figure 15. Effect of air superficial velocity on the slug frequency at various water superficial velocity.

Besides being visually observed as given in the above discussion, slug frequency prediction can also be done using equations obtained from several researchers including Gregory and Scott (1969), Greskovich and Shrier (1972), and Heywood and Richardson (1979). These theoretically obtained slug frequency were then plotted for comparison purposes with the obtained result in the current study as presented in Figure 16.

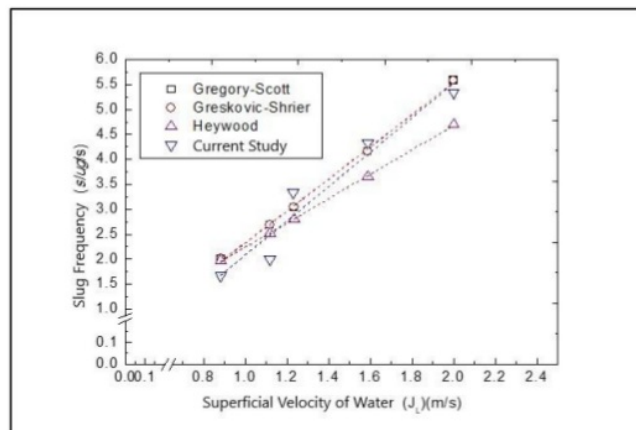
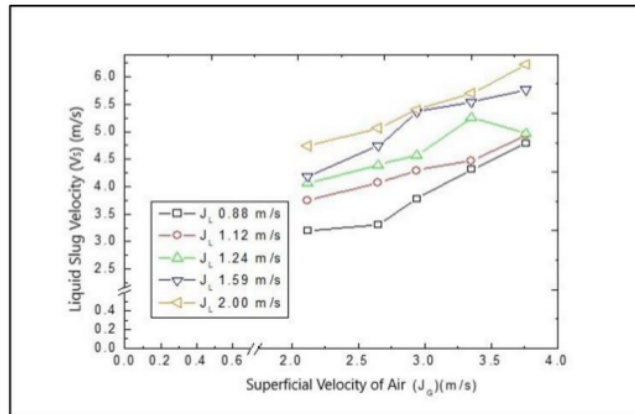


Figure 16. Comparison of slug frequency with previous studies as a function of J_L at a fix J_G of 3.76 m/s.

Figure 16 showed ²⁴ slug frequency as a function of water superficial velocity at a constant air superficial velocity in which observation results were compared to that of obtain result by equation prediction of the previous researchers. It was ⁷ found that at a fix air superficial velocity of 3.76 m/s, observation results were closed to those of results obtained by previous researchers. The difference found between observed slug frequency and that of the obtained results by previous researchers' equations was due to different parameter used. This result is important for complementing slug frequency base data. Hernandez-Perez et al. (2010) described that slug frequency is a complicated parameter that need to be considered in data processing.

3.2.4. Liquid slug velocity

Figure 17 indicates that average liquid slug velocity increased with the increase of air superficial velocity. It happened due to the incorporation of liquid bag with dispersed gas or the aeration of observed flow system. Initially, in horizontal pipe, liquid phase was available in the bottom of pipe cross section and the gas phase was separately available on the top. This is due to gas density was lower than water density. ¹³ Along with the increase of gas superficial velocity and due to the gas phase, which was originally available as air bag finally has superficial velocity that is higher than the liquid superficial velocity. The air bag pushed the liquid slug occupied pipe cross section. ³ Due to the excessive gas superficial velocity above the liquid bag limit, some of the air bag incorporated with liquid and air bags entering the fluids and underwent air dispersion or aeration.



53 Figure 17. Effect of air superficial velocity on the average liquid slug velocity (V_s) at various water superficial velocity.

The air dispersion carried liquid bag moving faster. Moreover, direction of gas and liquid flows moved in the same direction caused each phase pushing lower velocity phase. As a result, the formed slug flow was faster than gas superficial velocity and liquid superficial velocity. The previous studies conducted by Wang et al. (2006) and Mohammed et al. (2018) found that the movement of liquid slug in horizontal pipes resulted in the increment of liquid slug velocity as the increase of gas superficial velocity and liquid superficial velocity. The similar trends of the liquid slug velocity were also observed based on the data analysis carried out in this work.

4. Conclusions

30 The effect of fluids superficial velocity on the characteristics of slug flow in a horizontal hydraulics pipe was successfully investigated. Slug flow characteristics changed according to the fluid superficial velocity variations. Although the change of fluid superficial velocity values was small, it was able to provide complex flow characteristics. Several mechanisms of slug flow initiation were observed. At low to medium J_G with low to high J_L , slug flow initiation mechanisms consisted of wave growth, hydraulic jump, blockage, and slug decaying. While at medium to high J_G with low to high J_L , wave initiation, wave formation, disturbance, wave

coalescence, and incompletely developed slug mechanisms were found. For fully developed flow cases observed at 200D, the results showed that void fraction of the slug flow increased considerably with the increase of J_G , whereas the increase of slug frequency was more influenced by the increase of J_L . Meanwhile, pressure drop and liquid slug velocity changed dramatically with the change of both J_G and J_L . This information is important for designing fluid flow in small horizontal hydraulics pipes in order to avoid the impact of slug flow in industrial applications.

Acknowledgment

The authors would like to thank to Universitas Negeri Semarang for the financial support through Fundamental Research Grant 2019 (No. 179.13.5/UN37/PPK.3.1/2019) to conduct this work.

References

- Al-Safran, Eissa (2009), 'Investigation and prediction of slug frequency in gas/liquid horizontal pipe flow', *Journal of Petroleum Science and Engineering*, 69 (1), 143-55.
- Andritsos, N., Williams, L., and Hanratty, T. J. (1989), 'Effect of liquid viscosity on the stratified-slug transition in horizontal pipe flow', *International Journal of Multiphase Flow*, 15 (6), 877-92.
- Bonnecaze, R. H., Erskine Jr., W., and Greskovich, E. J. (1971), 'Holdup and pressure drop for two-phase slug flow in inclined pipelines', *AIChE Journal*, 17 (5), 1109-13.
- Chisholm, D. (1967), 'A theoretical basis for the Lockhart-Martinelli correlation for two-phase flow', *International Journal of Heat and Mass Transfer*, 10 (12), 1767-78.
- Conte, Marco G., et al. (2017), 'Characterization of slug initiation for horizontal air-water two-phase flow', *Experimental Thermal and Fluid Science*, 87, 80-92.
- Deendarlianto, et al. (2016), 'CFD Studies on the gas-liquid plug two-phase flow in a horizontal pipe', *Journal of Petroleum Science and Engineering*, 147, 779-87.
- Deendarlianto, et al. (2019), 'Experimental study on the hydrodynamic behavior of gas-liquid air-water two-phase flow near the transition to slug flow in horizontal pipes', *International Journal of Heat and Mass Transfer*, 130, 187-203.
- Dinaryanto, Okto, et al. (2017), 'Experimental investigation on the initiation and flow development of gas-liquid slug two-phase flow in a horizontal pipe', *Experimental Thermal and Fluid Science*, 81, 93-108.

- Dukler, Abraham E. and Hubbard, Martin G. (1975), 'A Model for Gas-Liquid Slug Flow in Horizontal and Near Horizontal Tubes', *Industrial & Engineering Chemistry Fundamentals*, 14 (4), 337-47.
- Gregory, G. A. and Scott, D. S. (1969), 'Correlation of liquid slug velocity and frequency in horizontal cocurrent gas-liquid slug flow', *AIChE Journal*, 15 (6), 933-35.
- Greskovich, E. J. and Shrier, A. L. (1972), 'Slug Frequency in Horizontal Gas-Liquid Slug Flow', *Industrial & Engineering Chemistry Process Design and Development*, 11 (2), 317-18.
- Gu, Hanyang and Guo, Liejin (2008), 'Experimental Investigation of Slug Development on Horizontal Two-phase Flow', *Chinese Journal of Chemical Engineering*, 16 (2), 171-77.
- Hernandez-Perez, V., Abdulkadir, M., and Azzopardi, B. (2010), 'Slugging Frequency Correlation for Inclined Gas-liquid Flow', *International Journal of Chemical and Molecular Engineering*, 4 (1), 10-17.
- Heywood, N. I. and Richardson, J. F. (1979), 'Slug flow of air—water mixtures in a horizontal pipe: Determination of liquid holdup by γ -ray absorption', *Chemical Engineering Science*, 34 (1), 17-30.
- Kadri, U., et al. (2009), 'A growth model for dynamic slugs in gas–liquid horizontal pipes', *International Journal of Multiphase Flow*, 35 (5), 439-49.
- Lin, P. Y. and Hanratty, T. J. (1986), 'Prediction of the initiation of slugs with linear stability theory', *International Journal of Multiphase Flow*, 12 (1), 79-98.
- Lockhart, R. W. and Martinelli, R. C. (1949), 'Proposed correlation of data for isothermal two-phase, two-component flow in pipes', *Chemical Engineering Progress*, 45 (1), 39-48.
- Mandhane, J. M., Gregory, G. A., and Aziz, K. (1974), 'A flow pattern map for gas—liquid flow in horizontal pipes', *International Journal of Multiphase Flow*, 1 (4), 537-53.
- Maulana, Sonika (2013), 'Studi eksperimental pengaruh perubahan suhu terhadap parameter aliran slug dengan menggunakan gelombang ultrasonik pada pipa horisontal', Thesis (Gadjah Mada University).
- Mohammed, Abdalellah O., Nasif, Mohammad S., and Al-Kayiem, Hussain H. (2018), 'Experimental data for the slug two-phase flow characteristics in horizontal pipeline', *Data in Brief*, 16, 527-30.
- Naidek, Bruna P., et al. (2017), 'Experimental analysis of horizontal liquid-gas slug flow pressure drop in d-type corrugated pipes', *Experimental Thermal and Fluid Science*, 81, 234-43.
- Nieckele, A. O., et al. (2013), 'Initiation and Statistical Evolution of Horizontal Slug Flow With a Two-Fluid Model', *Journal of Fluids Engineering*, 135 (12).
- Ruder, Z., Hanratty, P. J., and Hanratty, T. J. (1989), 'Necessary conditions for the existence of stable slugs', *International Journal of Multiphase Flow*, 15 (2), 209-26.

- Taitel, Yemada and Dukler, A. E. (1976), 'A model for predicting flow regime transitions in horizontal and near horizontal gas-liquid flow', *AIChE Journal*, 22 (1), 47-55.
- Ujang, Priscilla M., et al. (2006), 'Slug initiation and evolution in two-phase horizontal flow', *International Journal of Multiphase Flow*, 32 (5), 527-52.
- Villarreal, J., Laverde, D., and Fuentes, C. (2006), 'Carbon-steel corrosion in multiphase slug flow and CO₂', *Corrosion Science*, 48 (9), 2363-79.
- Wallis, Graham B. (1969), *One Dimensional Two-Phase Flow* (First edn.; New York: McGraw-Hill).
- Wang, Xin, Guo, Liejin, and Zhang, Ximin (2006), 'Development of Liquid Slug Length in Gas-Liquid Slug Flow along Horizontal Pipeline: Experiment and Simulation', *Chinese Journal of Chemical Engineering*, 14 (5), 626-33.
- Woods, Bennett D., Fan, Zhongliang, and Hanratty, Thomas J. (2006), 'Frequency and development of slugs in a horizontal pipe at large liquid flows', *International Journal of Multiphase Flow*, 32 (8), 902-25.

INVESTIGATION OF THE EFFECT OF FLUIDS SUPERFICIAL VELOCITY ON INITIATION AND DEVELOPMENT OF SLUG FLOW IN A HORIZONTAL HYDRAULICS PIPE

ORIGINALITY REPORT

18%

SIMILARITY INDEX

6%

INTERNET SOURCES

15%

PUBLICATIONS

12%

STUDENT PAPERS

PRIMARY SOURCES

- 1 S. Farman Ali, H. Yeung. "Experimental Study of Two-Phase Air–Water Flow in Large-Diameter Vertical Pipes", Chemical Engineering Communications, 2015
Publication 1%
- 2 Submitted to Cranfield University
Student Paper 1%
- 3 Submitted to Glasgow Caledonian University
Student Paper 1%
- 4 Ahmed Saieed, William Pao, Buddhika Hewakandamby, Barry J. Azzopardi, David A. Wood, Hafiz Muhammad Ali. "Experimental investigation on the effect of diameter ratio on two-phase slug flow separation in a T-Junction", Journal of Petroleum Science and Engineering, 2018
Publication 1%
- 5 shareok.org

1%

6

onlinelibrary.wiley.com

Internet Source

<1%

7

Submitted to University of Pretoria

Student Paper

<1%

8

Lee, C.Y.. "Pressure drop of two-phase plug flow in round mini-channels: Influence of surface wettability", Experimental Thermal and Fluid Science, 200809

Publication

<1%

9

www.cheric.org

Internet Source

<1%

10

Yahaya D. Baba, Aliyu M. Aliyu, Archibong E. Archibong, Mukhtar Abdulkadir, Liyun Lao, Hoi Yeung. "Slug length for high viscosity oil-gas flow in horizontal pipes: Experiments and prediction", Journal of Petroleum Science and Engineering, 2018

Publication

<1%

11

Koji Mori. "Structure and void fraction in a liquid slug for gas-liquid two-phase slug flow", Heat Transfer-Asian Research, 06/2002

Publication

<1%

12

Y. K. Suman. "USE OF DIGITAL SIGNAL ANALYSIS TO IDENTIFY SLUG FLOW IN A

<1%

NARROW VERTICAL PIPE", Chemical Engineering Communications, 10/2010

Publication

13

brage.bibsys.no

Internet Source

<1%

14

Chuanshuai Dong, Lin Lu, Xin Wang.
"Experimental investigation on non-boiling heat transfer of two-component air-oil and air-water slug flow in horizontal pipes", International Journal of Multiphase Flow, 2019

Publication

<1%

15

Submitted to Universiti Teknologi MARA

Student Paper

<1%

16

Marco G. Conte, Govind A. Hegde, Marco J. da Silva, Amadeu K. Sum, Rigoberto E.M. Morales.
"Characterization of slug initiation for horizontal air-water two-phase flow", Experimental Thermal and Fluid Science, 2017

Publication

<1%

17

Claudio Olni, Jiabin Jia, Mi Wang.
"Measurement of air distribution and void fraction of an upwards air–water flow using electrical resistance tomography and a wire-mesh sensor", Measurement Science and Technology, 2013

Publication

<1%

U. Kadri, M.L. Zoeteweyj, R.F. Mudde, R.V.A.

18

Oliemans. "A growth model for dynamic slugs in gas–liquid horizontal pipes", International Journal of Multiphase Flow, 2009

Publication

<1%

19

Abdalellah O. Mohmmed, Mohammad S. Nasif, Hussain H. Al-Kayiem, Rune W. Time. "Measurements of translational slug velocity and slug length using an image processing technique", Flow Measurement and Instrumentation, 2016

Publication

<1%

20

A. Arabi, Y. Salhi, Y. Zenati, E.K. Si-Ahmed, J. Legrand. "On gas-liquid intermittent flow in a horizontal pipe: Influence of sub-regime on slug frequency", Chemical Engineering Science, 2020

Publication

<1%

21

Brauner, N.. "Modelling of gas entrainment from Taylor bubbles. Part A: Slug flow", International Journal of Multiphase Flow, 200403

Publication

<1%

22

Politano, M.S.. "A model for turbulent polydisperse two-phase flow in vertical channels", International Journal of Multiphase Flow, 200307

Publication

<1%

23

W.R. de Oliveira, I.B. de Paula, F.J.W.A.

Martins, P.S.C. Farias, L.F.A. Azevedo. "Bubble characterization in horizontal air–water intermittent flow", International Journal of Multiphase Flow, 2015

Publication

<1%

24

A. Archibong-Eso, Y. Baba, A. Aliyu, Y. Zhao, W. Yan, H. Yeung. "On slug frequency in concurrent high viscosity liquid and gas flow", Journal of Petroleum Science and Engineering, 2018

Publication

<1%

25

Kvernfold, O.. "Velocity distribution in horizontal slug flow", International Journal of Multiphase Flow, 198408

Publication

<1%

26

Z.Fan, Z.. "Pressure profiles for slugs in horizontal pipelines", International Journal of Multiphase Flow, 199306

Publication

<1%

27

espace.library.uq.edu.au

Internet Source

<1%

28

Ali, Shazia F., and Hoi Yeung. "Two-phase flow patterns in large diameter vertical pipes : TWO-PHASE FLOW PATTERNS IN LARGE DIAMETER VERTICAL PIPES", Asia-Pacific Journal of Chemical Engineering, 2013.

Publication

<1%

29

theses.insa-lyon.fr

Internet Source

<1%

30

www.emerald.com

Internet Source

<1%

31

Roberto Ibarra, Jan Nossen, Murat Tutkun. "Holdup and frequency characteristics of slug flow in concentric and fully eccentric annuli pipes", Journal of Petroleum Science and Engineering, 2019

Publication

<1%

32

A. H. Barral, P. Angeli. "Interfacial characteristics of stratified liquid–liquid flows using a conductance probe", Experiments in Fluids, 2013

Publication

<1%

33

Yilin Fan, Eduardo Pereyra, Cem Sarica. "Experimental study of pseudo-slug flow in upward inclined pipes", Journal of Natural Gas Science and Engineering, 2020

Publication

<1%

34

www.arpnjournals.org

Internet Source

<1%

35

C.E.F. do Amaral, R.F. Alves, M.J. da Silva, L.V.R. Arruda, L. Dorini, R.E.M. Morales, D.R. Pipa. "Image processing techniques for high-speed videometry in horizontal two-phase slug

<1%

flows", Flow Measurement and Instrumentation, 2013

Publication

36

ijeti.imeti.org

Internet Source

<1%

37

www.internationalscienceindex.org

Internet Source

<1%

38

Moalem Maron, D.. "Hydrodynamic mechanisms in the horizontal slug pattern", International Journal of Multiphase Flow, 199103/04

Publication

<1%

39

Ardi Wiranata, Indro Pranoto, Sudarja, Hasan M. Imaduddin, Deendarlianto, Indarto. "Experimental Investigation on Air-Water Two Phase Flow and Transition Phenomenon in Capillary Channel", 2018 4th International Conference on Science and Technology (ICST), 2018

Publication

<1%

40

Giraudeau, M., N. W. Mureithi, and M. J. Pettigrew. "Two-Phase Flow-Induced Forces on Piping in Vertical Upward Flow: Excitation Mechanisms and Correlation Models", Journal of Pressure Vessel Technology, 2013.

Publication

<1%

41

repository.tudelft.nl

Internet Source

<1%

42 S. Bagci. "Characterization of Slug Flow in Horizontal and Inclined Pipes", Proceedings of SPE Production and Operations Symposium POS, 03/2003 <1%
Publication

43 Submitted to Ohio University <1%
Student Paper

44 Romero, Carlos H., María A. Márquez, Sissi D. Vergara, and María T. Valecillos. "Experimental Determination of Hydrodynamic Parameters of Air-Water Two-Phase Slug Flow in Horizontal Pipes", Volume 1 Symposia Parts A and B, 2012. <1%
Publication

45 Submitted to Brunel University <1%
Student Paper

46 Bonizzi, M.. "A model for simulating gas bubble entrainment in two-phase horizontal slug flow", International Journal of Multiphase Flow, 200311 <1%
Publication

47 Hideo Ide, Ryuji Kimura, Masahiro Kawaji. "Optical Measurement of Void Fraction and Bubble Size Distributions in a Microchannel", Heat Transfer Engineering, 2007 <1%
Publication

- 48 E. S. Rosa, R. A. Mazza, R. E. Morales, H. T. Rodrigues, C. Cozin. "Analysis of slug tracking model for gas–liquid flows in a pipe", Journal of the Brazilian Society of Mechanical Sciences and Engineering, 2015
Publication <1%
-
- 49 Haimin Zheng, Qiyu Huang, Wei Wang, Zhen Long, Peter G. Kusalik. "Induction Time of Hydrate Formation in Water-in-Oil Emulsions", Industrial & Engineering Chemistry Research, 2017
Publication <1%
-
- 50 era.library.ualberta.ca
Internet Source <1%
-
- 51 Al-Safran, E.. "Investigation of slug flow characteristics in the valley of a hilly-terrain pipeline", International Journal of Multiphase Flow, 200503
Publication <1%
-
- 52 www.scielo.br
Internet Source <1%
-
- 53 Balraju Vadlakonda, Narasimha Mangadoddy. "Hydrodynamic study of two phase flow of column flotation using electrical resistance tomography and pressure probe techniques", Separation and Purification Technology, 2017
Publication <1%

54

Submitted to (school name not available)

Student Paper

<1%

55

Submitted to Indian Institute of Technology

Student Paper

<1%

56

Sam Ban, William Pao, Mohammad Shakir Nasif. "Numerical simulation of two-phase flow regime in horizontal pipeline and its validation", International Journal of Numerical Methods for Heat & Fluid Flow, 2018

Publication

<1%

57

Marlon M. Hernández Cely, Victor E.C. Baptistella, Oscar M.H. Rodriguez. "Study and characterization of gas-liquid slug flow in an annular duct, using high speed video camera, Wire-Mesh Sensor and PIV", Experimental Thermal and Fluid Science, 2018

Publication

<1%

58

Submitted to Indian Institute of Technology, Bombay

Student Paper

<1%

59

Chul Hwa Song, Hee Cheon No, Moon Ki Chung. "Investigation of bubble flow developments and its transition based on the instability of void fraction waves", International Journal of Multiphase Flow, 1995

Publication

<1%

60

Zhu, C.. "Sound assisted fluidization of nanoparticle agglomerates", Powder Technology, 20040318

Publication

<1%

61

Submitted to AUT University

Student Paper

<1%

62

Sean J. Perkins, Huazhou A. Li. "Elongated bubble centring in horizontal gas-liquid slug flow", International Journal of Multiphase Flow, 2019

Publication

<1%

63

Chucuya, R. C., J. N. E. Carneiro, and A. O. Nieckele. "Initiation and Statistical Development of Slug Flow With a High Resolution Two-Fluid Model", Volume 1 Symposia Parts A and B, 2012.

Publication

<1%

64

Submitted to Coventry University

Student Paper

<1%

Exclude quotes On

Exclude matches Off

Exclude bibliography On